

2 986 XX 1194

**INSTITUT FÜR MEERESKUNDE
DER UNIVERSITÄT HAMBURG
BUNDESREPUBLIK DEUTSCHLAND**

**Institute of Oceanography
University of Hamburg
Federal Republic of Germany**

Hydrographic observations in the Norwegian Trench during
23. March - 17. April 1983

VALDIVIA Cruise 10

Technical Report 2 - 85

Norbert Verch and Detlef Quadfasel



**2000 Hamburg 13
Heimhuder Strasse 71
Tel. 040-4123-2606
Telex 214732 unihhd**

2 986

XX 1486

Hydrographic observations in the Norwegian Trench during
23. March - 17. April 1983

VALDIVIA Cruise 10

Technical Report 2 - 85

Norbert Verch and Detlef Quadfasel



Institut für Meereskunde
University of Hamburg
Heimhuder Str. 71
2000 Hamburg 13, F.R.G.

On citing this report in a bibliography the reference should be followed
by the words UNPUBLISHED MANUSCRIPT

1. Introduction

During the spring of 1983 a multidisciplinary oceanographic experiment was carried out in the Norwegian Trench between the Skagerak and Latitude 60°N. The major aim of this investigation was to map the coastal current system which comprises the main outflow of water masses from the North Sea. Special emphasis was put on the observation of the spatial structure and temporal variability of this part of the large scale circulation which is strongly influenced by topographic effects and the forcing by the atmosphere. Secondary objectives were to study mesoscale features associated with this current system and the spring development of the plankton bloom.

The experiment was carried out jointly by the Institut für Meereskunde (University of Hamburg), the Geophysical Institute (University of Bergen) and the Institute of Marine Research (Bergen). It included the deployment of 14 current meter moorings, covering the Norwegian Trench off Utsira and Egeroy, and hydrographic and biological surveys by RV VALDIVIA and RV HAKON MOSBY, occupying more than 300 stations.

This report describes the hydrographic data collected during RV VALDIVIA's cruise 10 between 23 March and 17 April 1983. The current meter and biological data from RV VALDIVIA and the hydrographic data from RV HAKON MOSBY will be published in subsequent reports.

The sampling schemes of the hydrographic parameters were designed to fit the different scales associated with the processes to be investigated. On the large scale six sections perpendicular to the coast were occupied between 7°30'E and 59°50'N, sampling at nominal intervals of 5 nautical miles (L1-6. in Fig. 1). Section L3 off Egeroy was sampled a total of 14 times during the experiment to map the temporal variability of the large scale flow field.

Two areas were chosen for detailed high resolution mesoscale studies (Figs. 1 and 2). One off the Boknafjord between sections L4 and L5 and one off Egeroy in the vicinity of section L3. The latter area was densely sampled two times to obtain an almost synoptic view of the hydrographic field at the location of the small scale mooring array.

The data are displayed in several section plots and maps, showing the

spatial distribution and the variability in time of the hydrographic parameters. Given in the appendix are listings of these parameters at standard depth levels for each station, including pressure, depth, temperature, salinity, potential temperature, potential density, dynamic height anomaly and Brunt- Väisälä frequency.

2. Data collection and processing

Altogether 290 vertical profiles of temperature and salinity were taken, employing a ME-Multisonde CTD supplemented by a 6 bottle rosette sampler. The CTD provided data with a resolution of 1.5 m deg, 0.2 dbar and 0.002 mS/cm at a rate of 0.5 Hz which were recorded on a Kontron Psi 80 computer and stored on digital floppy disks. Only data from the lowering profiles, run at a speed of 0.7 m/s, were processed. On recovery the instrument was stopped at several depth levels to operate the rosette sampler, thereby providing calibration data for salinity. Due to electronical and mechanical problems with the sampler only about 40 water samples were taken. In addition surface data of temperature and salinity were obtained from bucket samples. Salinities of the samples were analysed on board by use of a Beckmann salinometer.

The few in-situ calibration data confirmed the calibration of the CTD carried out before the cruise in the laboratory. The data can therefore be regarded as being accurate to within $\delta T = \pm 0.02^\circ\text{C}$ for temperature, $\delta S = \pm 0.01 \text{ ‰}$ for salinity and $\delta p = \pm 3 \text{ dbar}$ for pressure.

After editing obviously erroneous data through linear interpolation between neighbouring values the vertical profiles were averaged within intervals of 5 dbar, centered at 0, 5, 10, 15 dbar etc. These data served as a basis for the plots and the hydrographic listings given in the appendix.

3. Some remarks on the observations

Large scale hydrographic structure

The vertical distributions of temperature, salinity and density along the large scale sections L1 to L6 (Fig. 1) which were occupied between 27 March

and 2 April 1983 are shown in Figs 3 to 8.

The general pattern of watermass distribution resembles the well known structure of the current system of the Norwegian trench during early spring. The coastal current, characterized through low temperatures and salinities, aligns along the coast with isolines sloping downward towards the coast. On the western slope of the trench the core of high salinity water documents the inflow of water from the Atlantic. Both, temperatures and salinities, decrease southward from section L6 to L1 in the two flow regimes presumably due to lateral mixing of the two water-masses.

Temporal variability

Section L3 off Egeroy was occupied 14 times between 23 March and 18 April. Rather than showing the individual section plots as above we have plotted the distribution of the parameters at the surface and at 30m and 100 m depth in a time-space diagram (Figs. 9-11).

At the surface salinities across the front of the coastal current range from a low of 28‰ near the coast to more than 35‰ over the North Sea shelf. The front shows some meandering with time scales between 3 and 15 days, presumably due to the passage of mesoscale eddies. The sharp front running perpendicular to the coast at the beginning of the measurement period around 25 March is probably due to the passage of an internal Kelvin wave associated with an outbreak of low salinity water from the Skagerak. The mesoscale variability is also reflected in the surface temperature pattern which in addition shows the effects of the spring warming by more than 1°C over the four weeks measurement period.

At 30m and 100m depth the position of the front is closer to the coast compared to the surface layer. Also the mesoscale features are much less pronounced, indicating that they are mostly contained in the first baroclinic mode.

Mesoscale surveys

a) southern area 2. - 3. April 1983

The distribution of hydrographic parameters at the surface, at 30 m and

100 m depth (Figs. 12-14) shows strong meandering of the front between the coastal current and the Atlantic inflow. The spatial scales of these meanders, which are most pronounced at the surface, range between 20 and 40 km making vertical shear instability the most likely process for their generation.

b) northern area 6. - 8. April 1983

In the northern mesoscale survey area around 59°N the spatial scales of the front meanders (Figs 15-17) are much larger than in the southern region and range between 50 and 80 km. Here the current system follows the topographic bump as indicated in the 200 m contour in Fig. 1. The pronounced anticyclonic eddy found on section L5 about 10 days earlier was not present any more during this survey and had apparently drifted northward.

c) southern area 8. - 10. April 1983

As during the first mesoscale survey the spatial scales of the frontal patterns range around 30 km (Figs 18-20).

Acknowledgments

We thank captain and crew of RV VALDIVIA for their support during the measurements. Peter Damm, Norbert Kersten and Klaus Schulze assisted in the data collection. Financial support by Deutsche Forschungsgemeinschaft within Sonderforschungsbereich 94 is gratefully acknowledged.

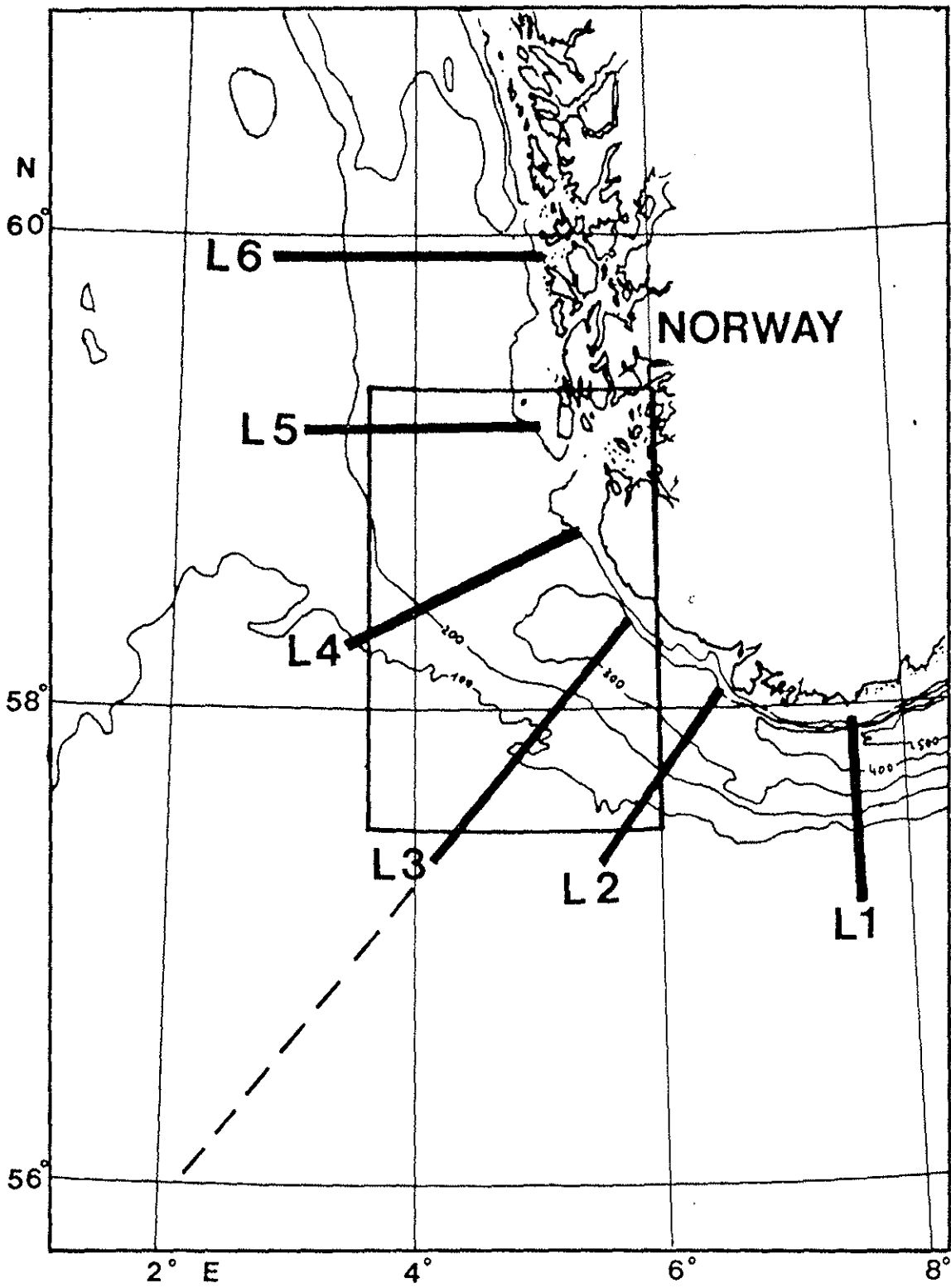


Figure 1: Location of the large scale hydrographic sections L1-L6 in the Norwegian trench. The inset denotes the mesoscale survey area shown in Fig. 2. Depth contours in meters.

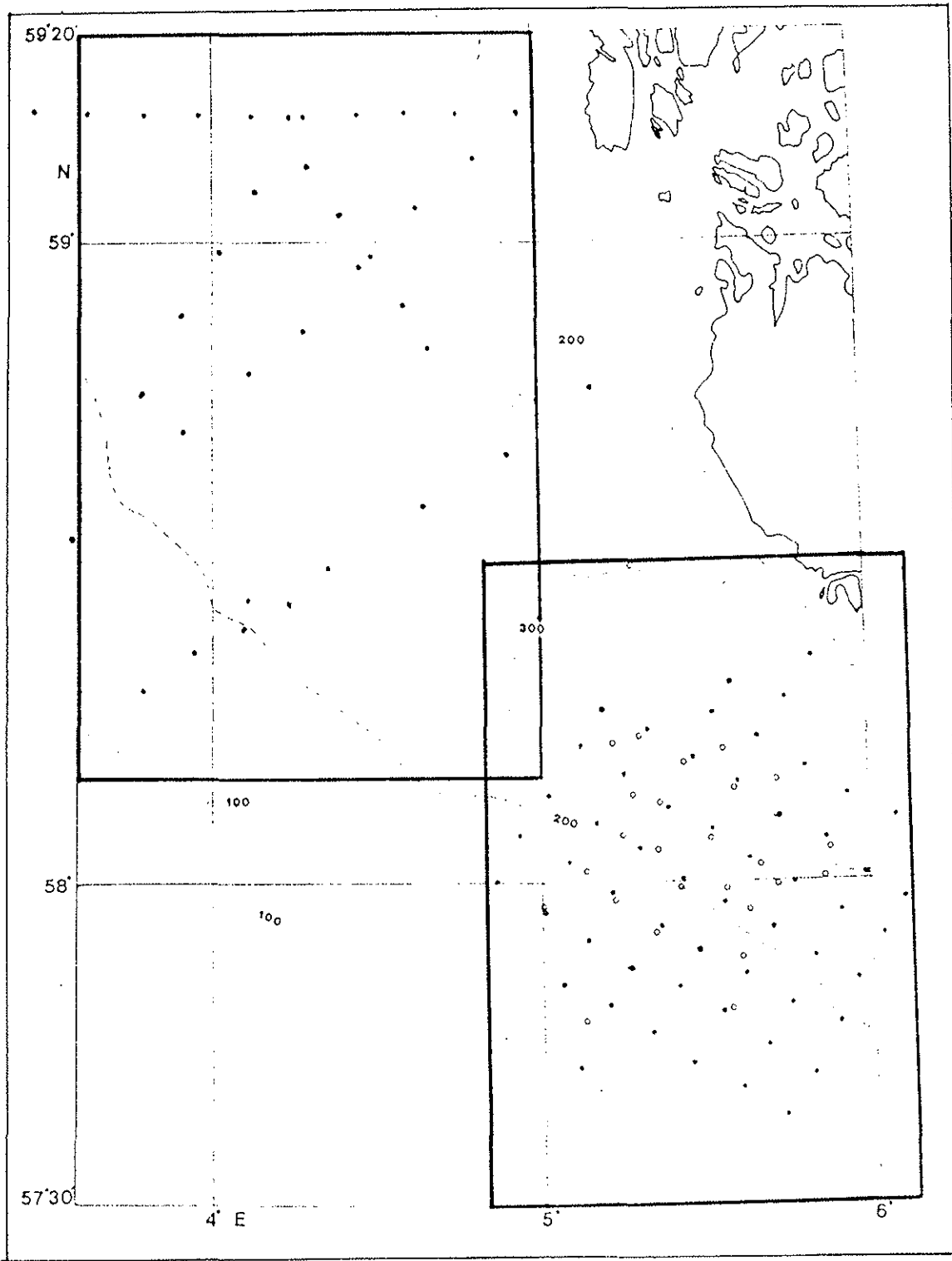


Figure 2: Locations of hydrographic stations during the three mesoscale surveys. Full dots refer to the first southern and the northern survey, open circles to the second southern survey. Depth contours in meters. The insets show the area covered in the mesoscale survey plots in Figs 12-20.

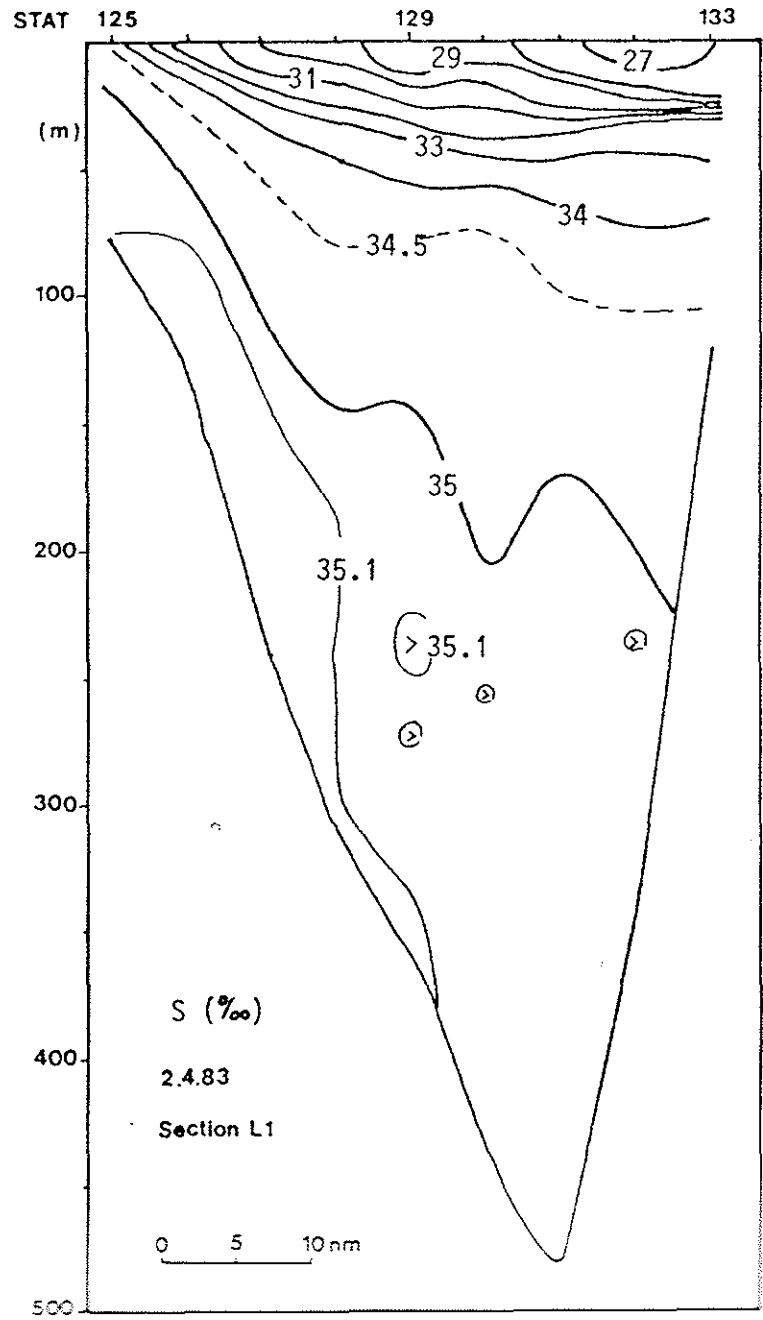
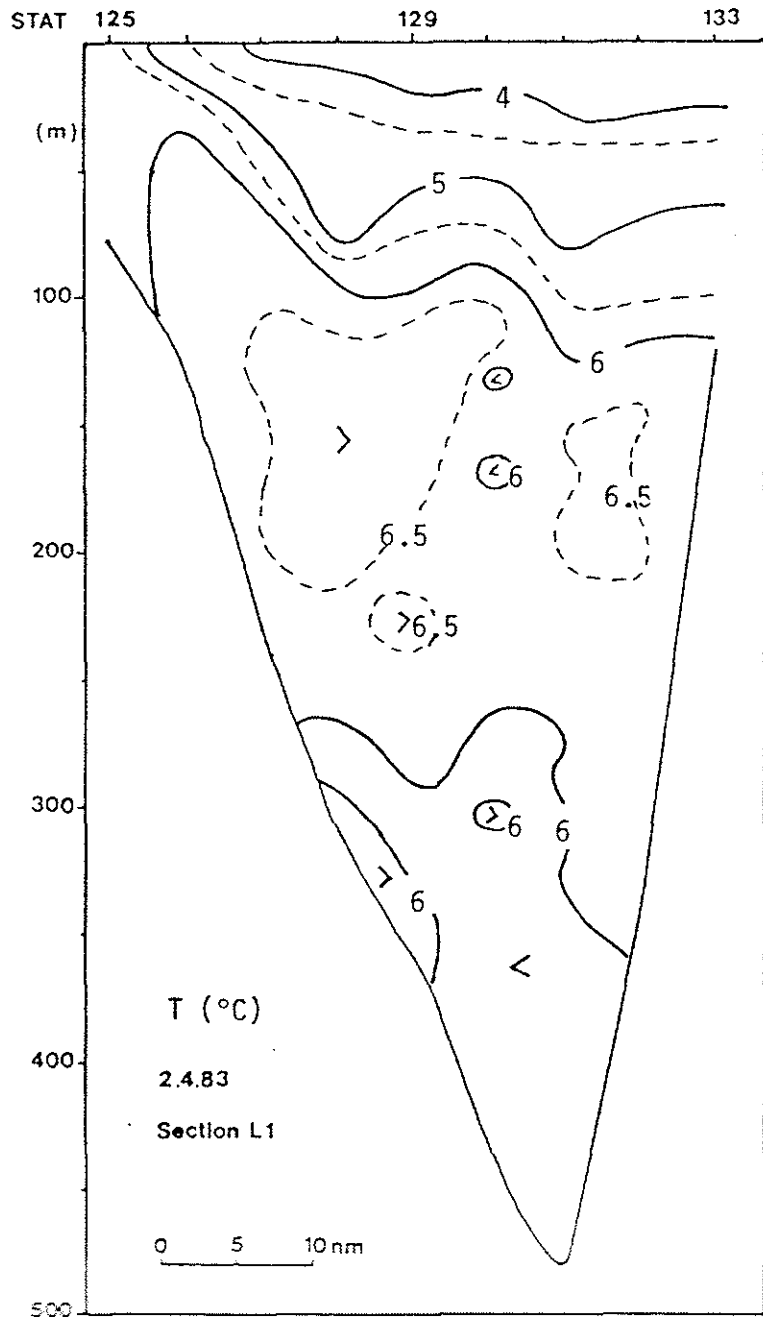
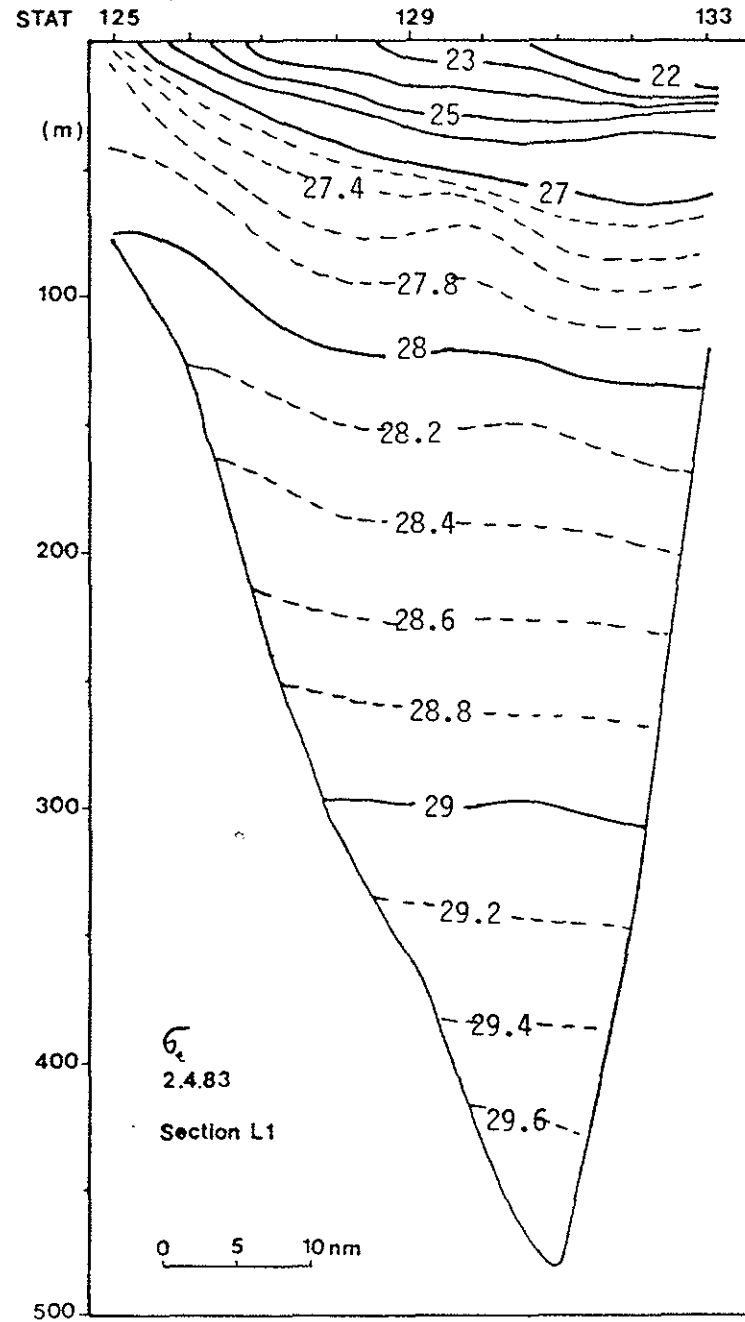
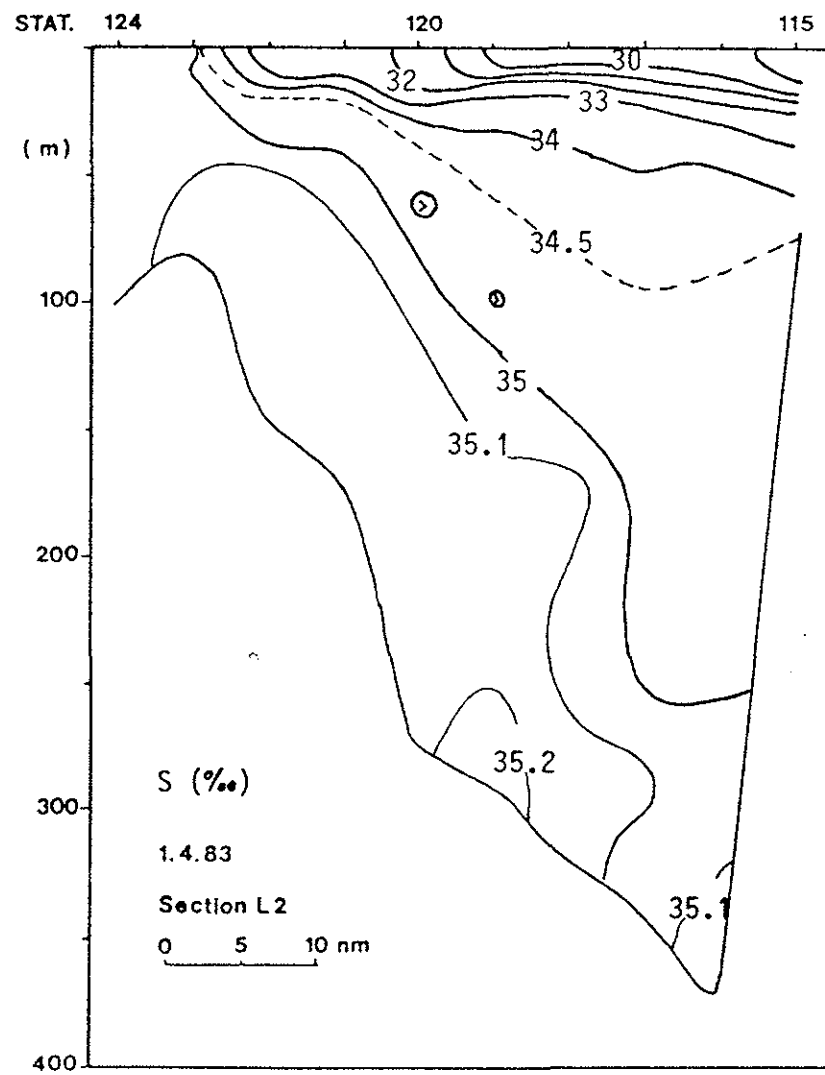
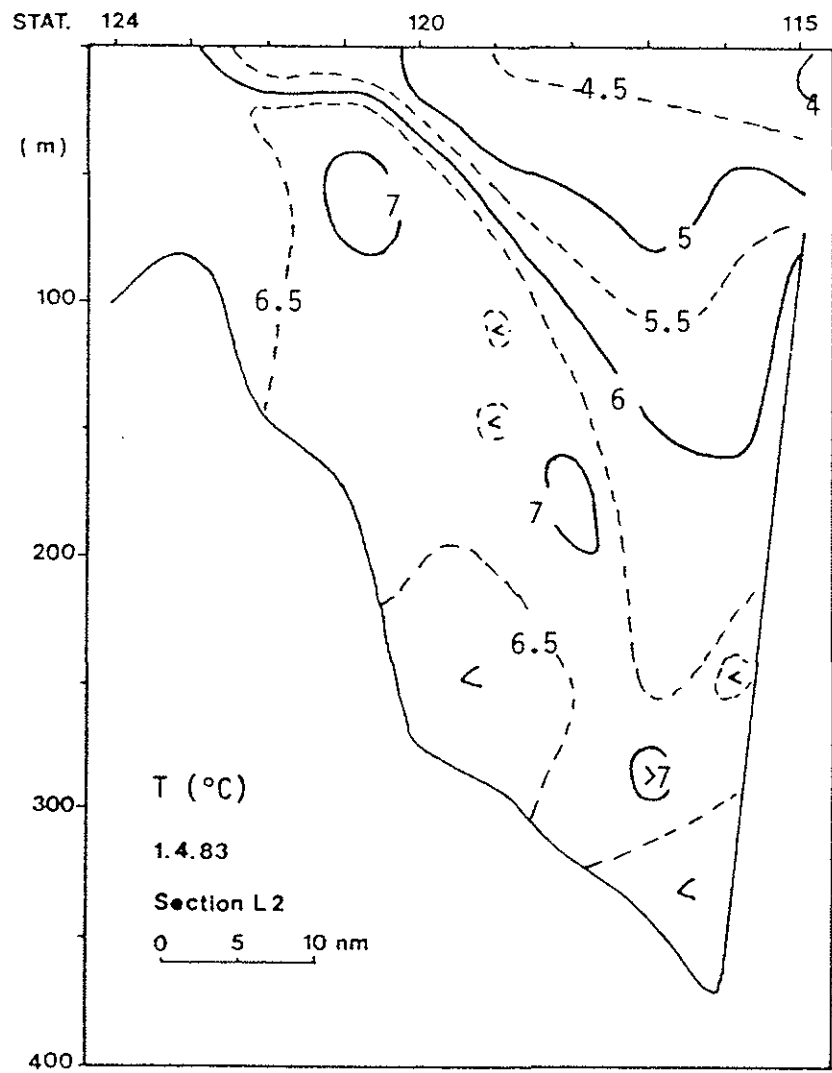


Figure 3: Vertical distribution of temperature, salinity and density along section L1. For location see Fig. 1.





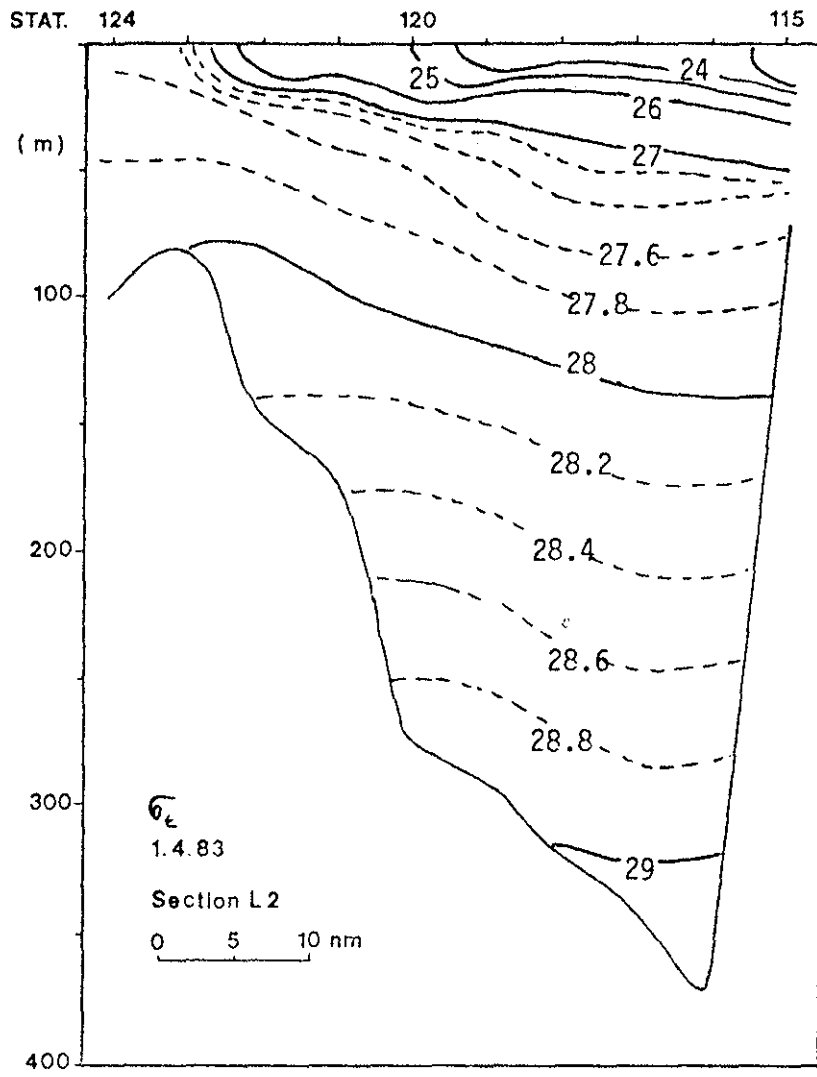
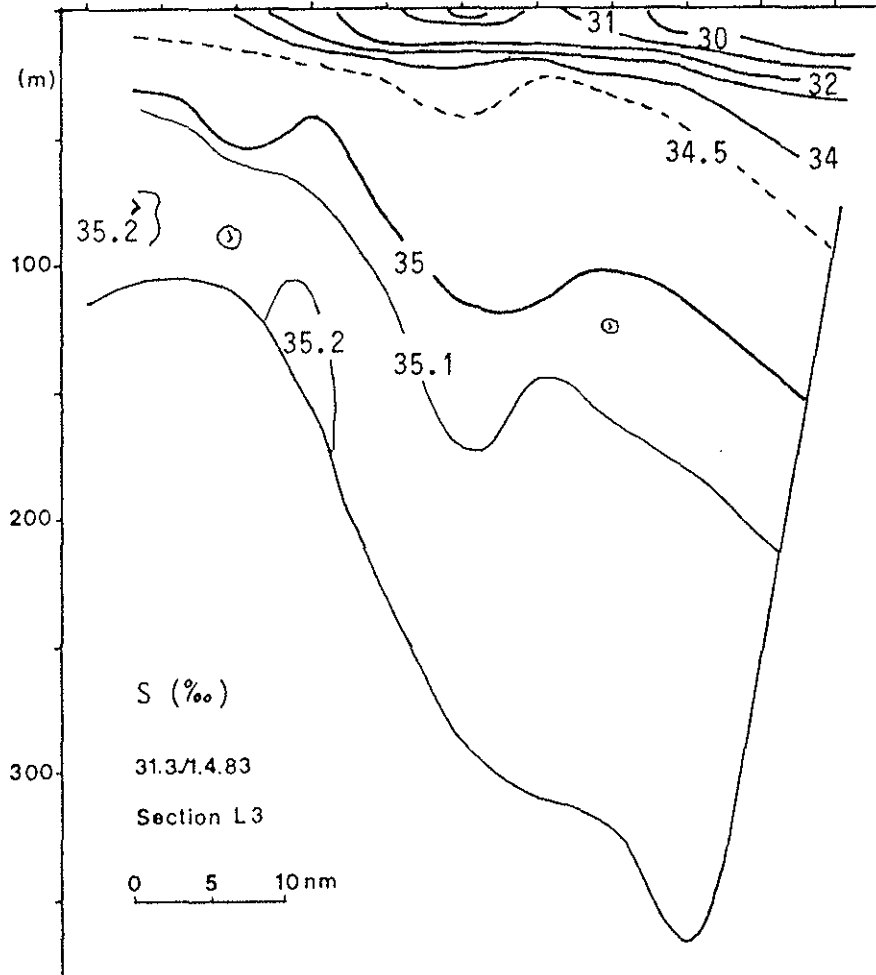
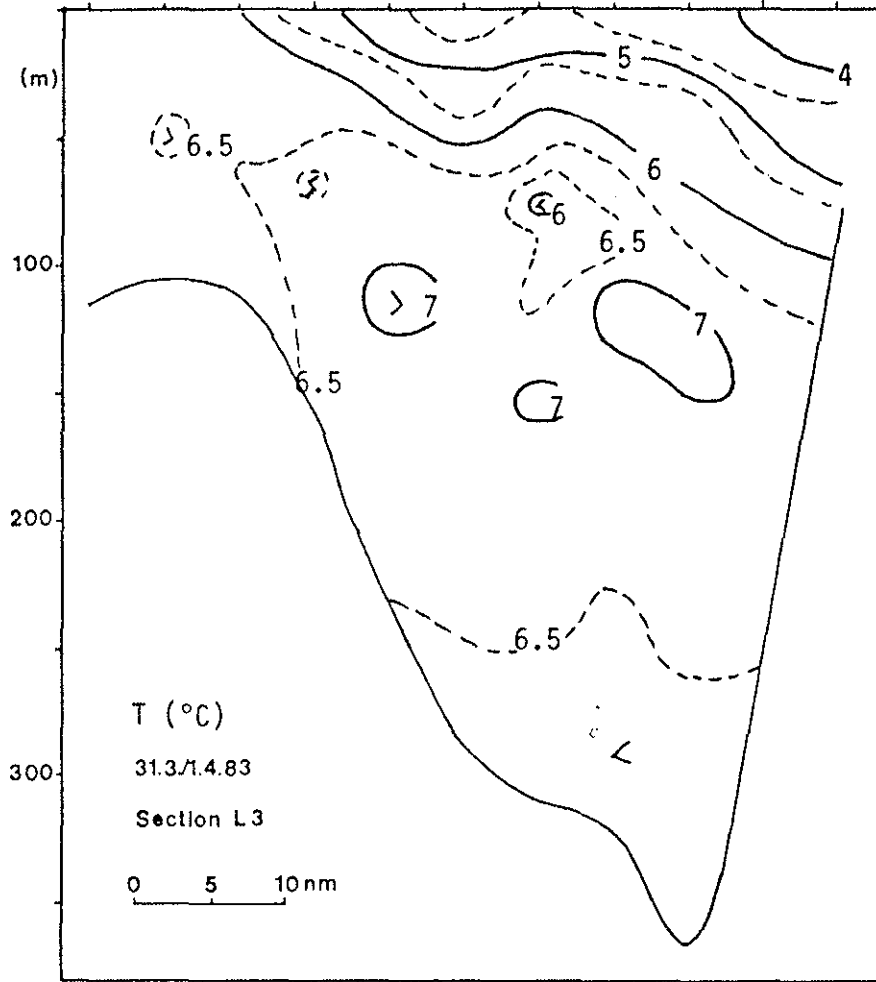


Figure 4: As Fig. 1 for section L2



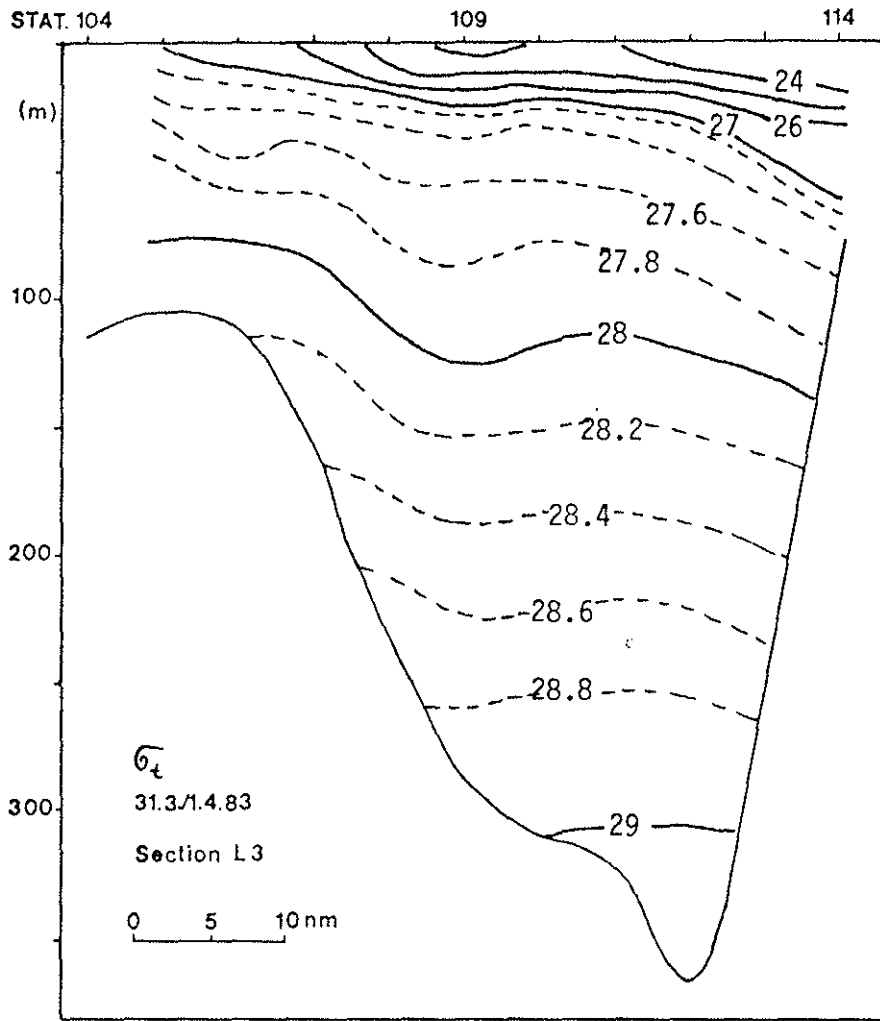
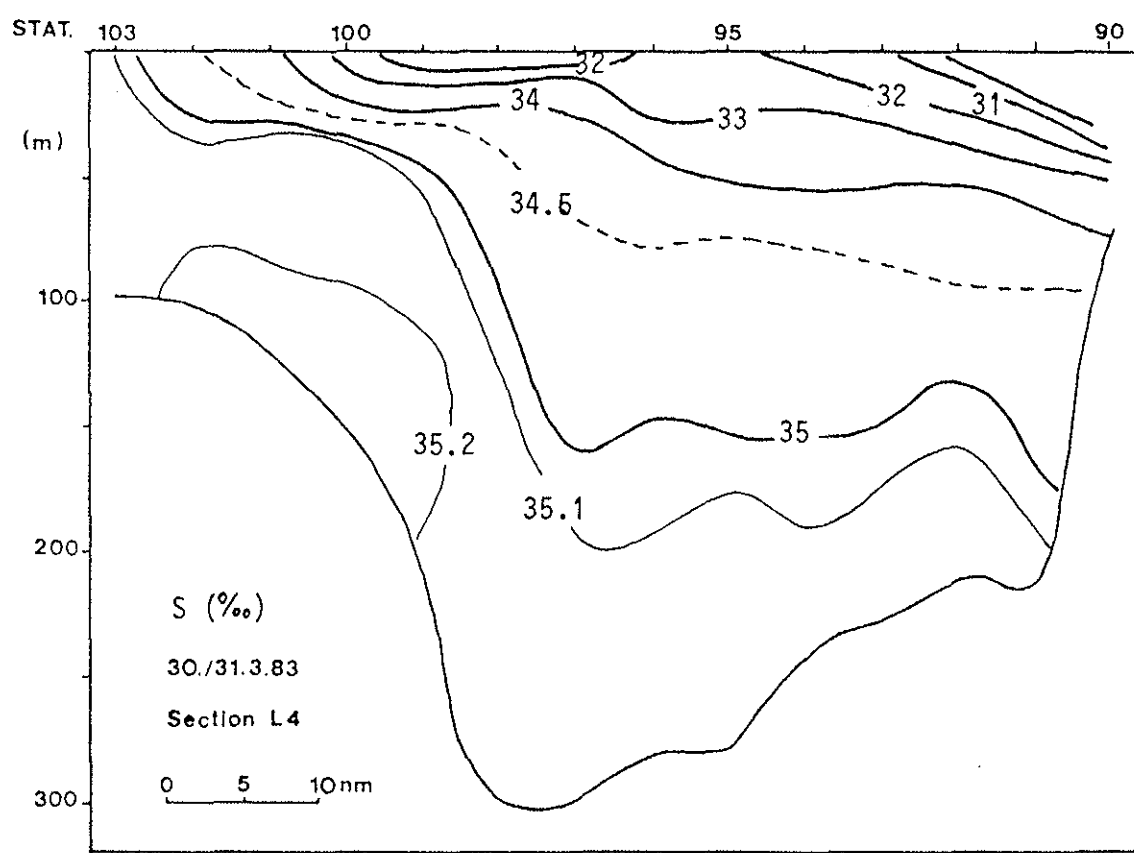
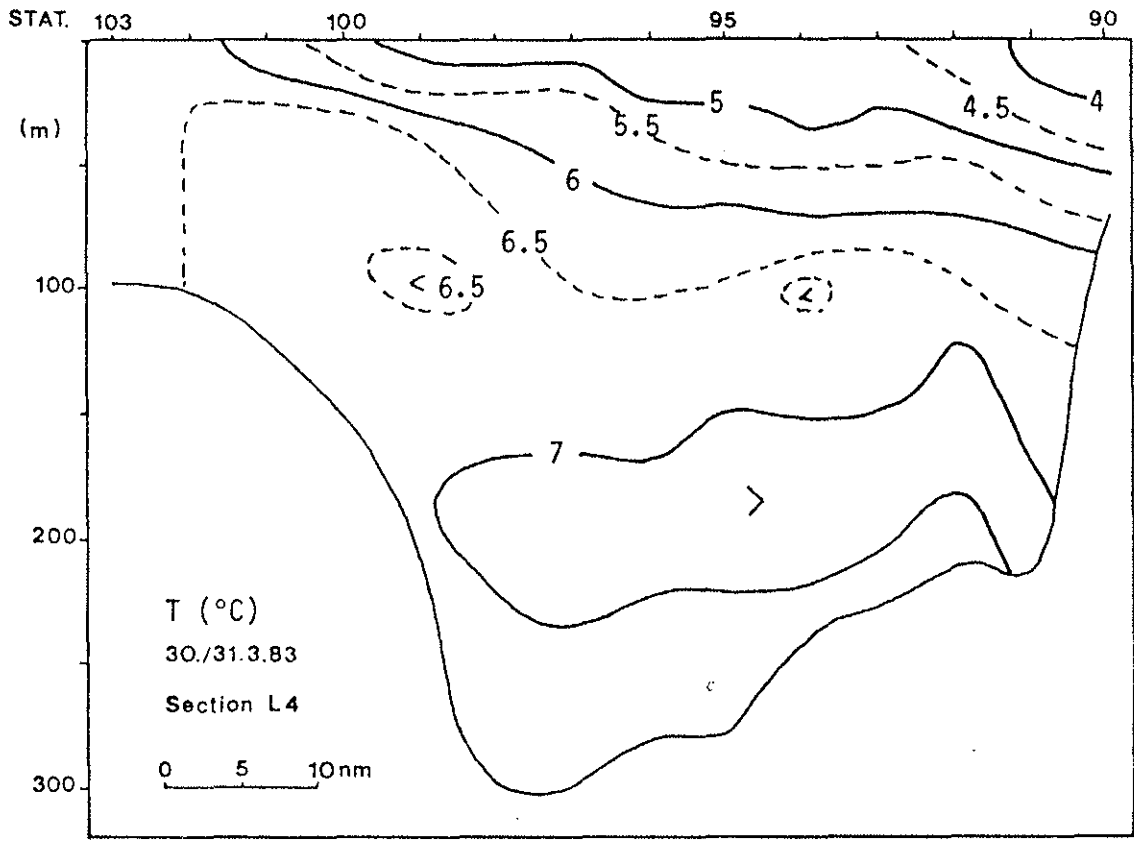


Figure 5: As Fig. 1 for section L3



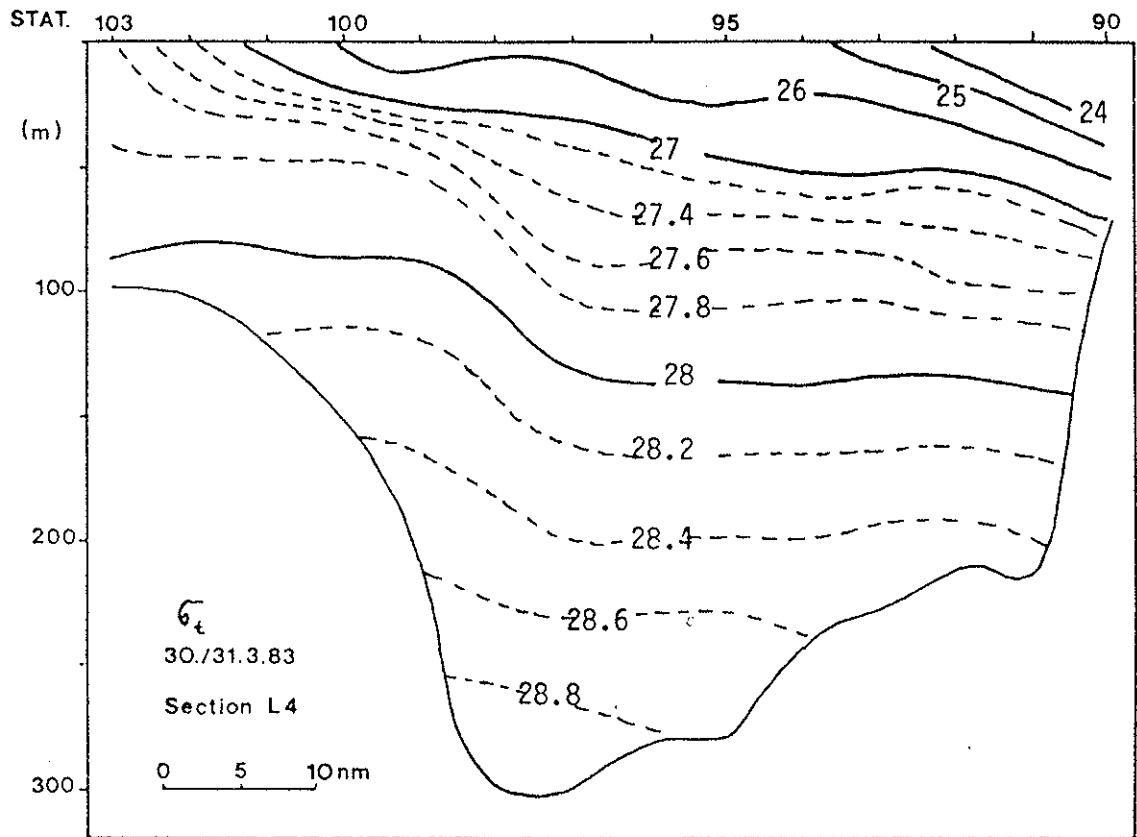
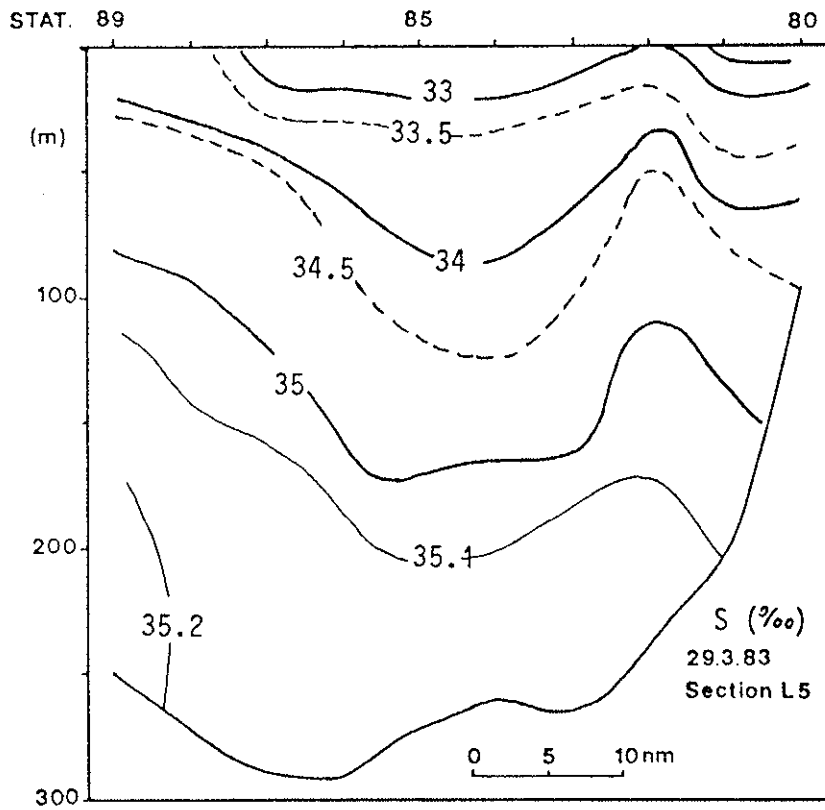
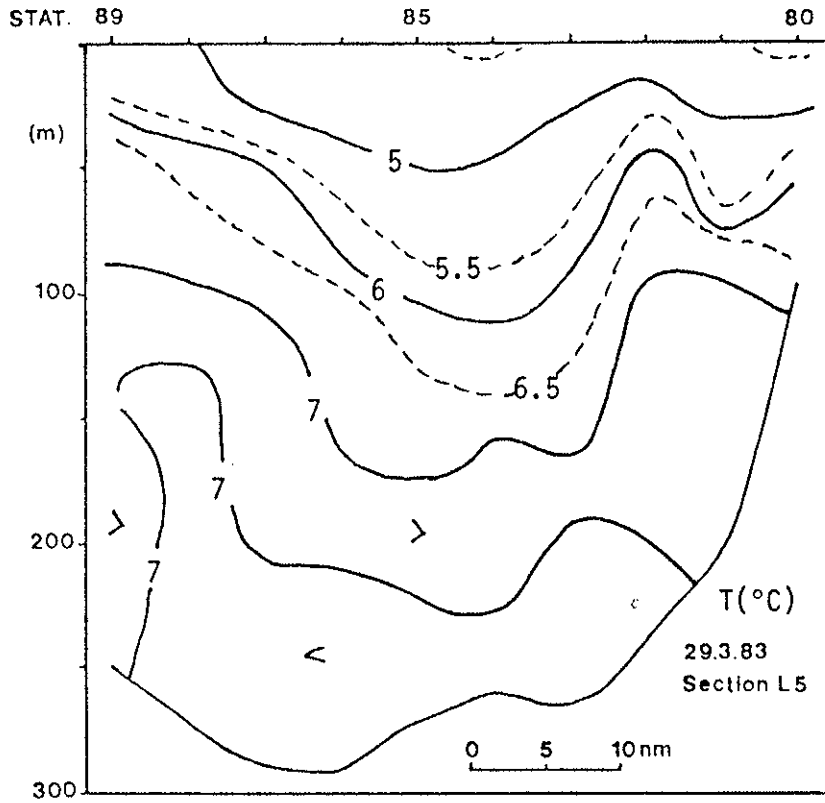


Figure 6: As Fig. 1 for section L4



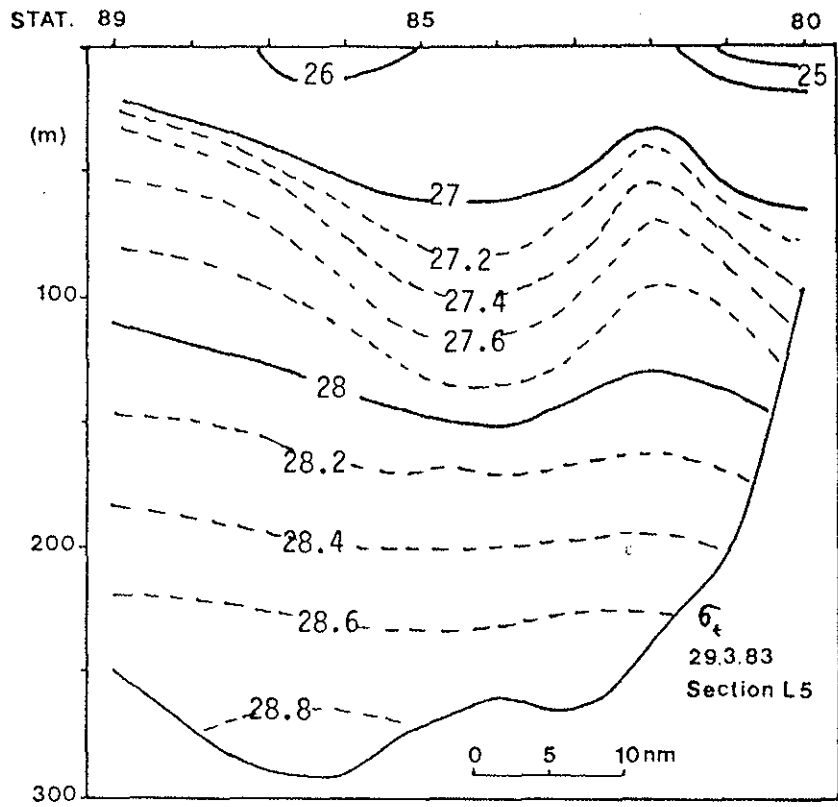
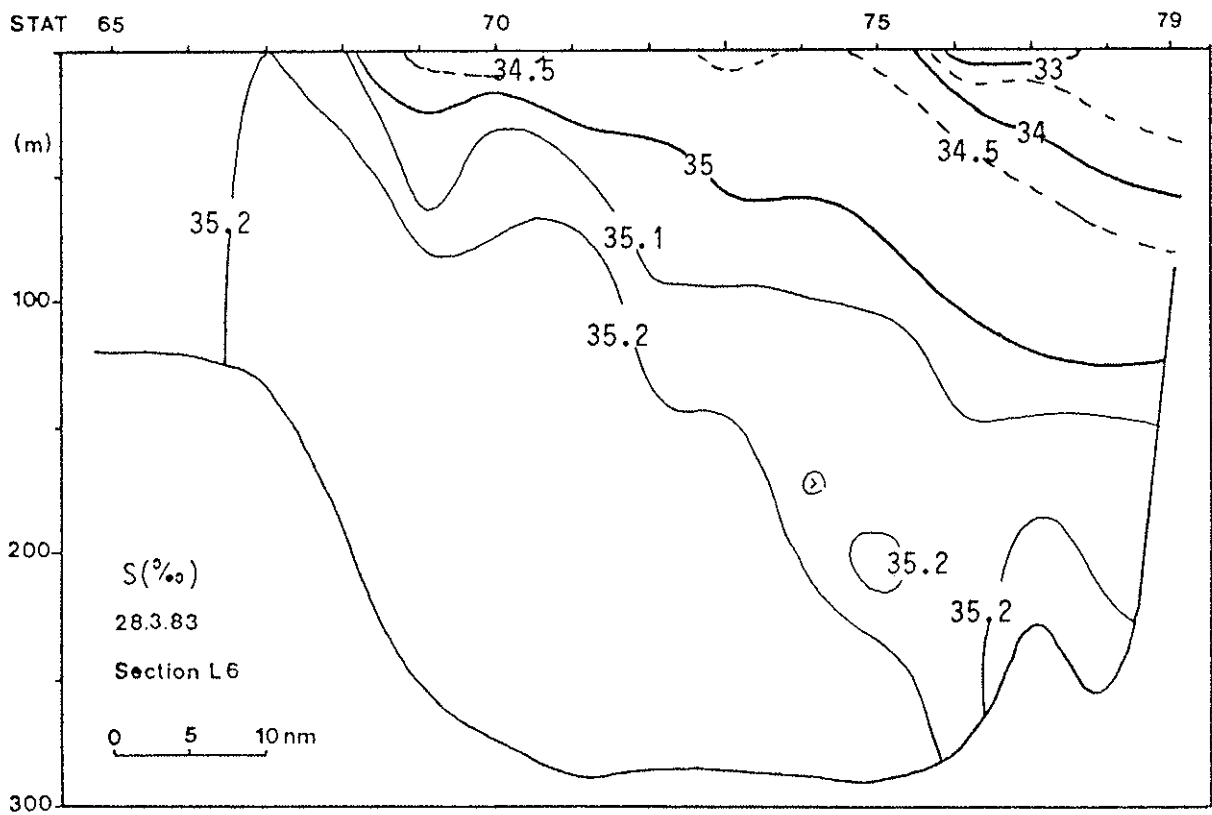
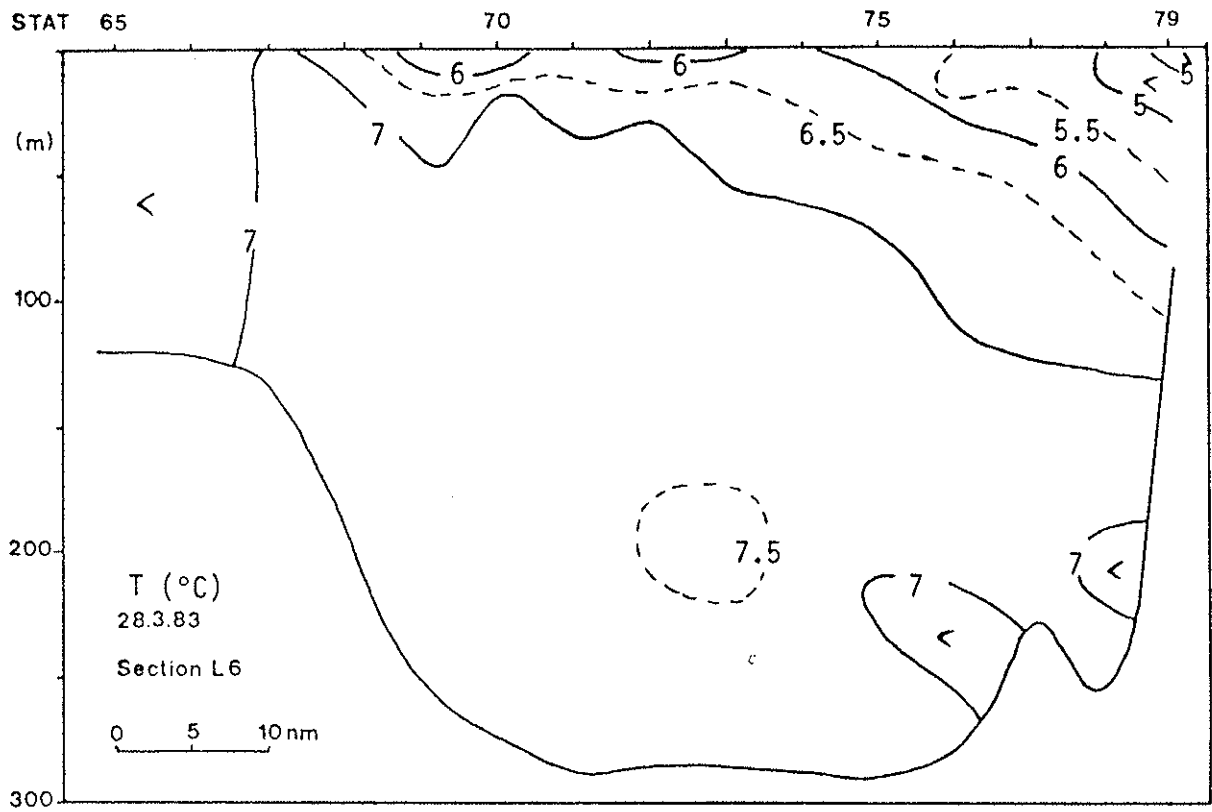


Figure 7: As Fig. 1 for section L5



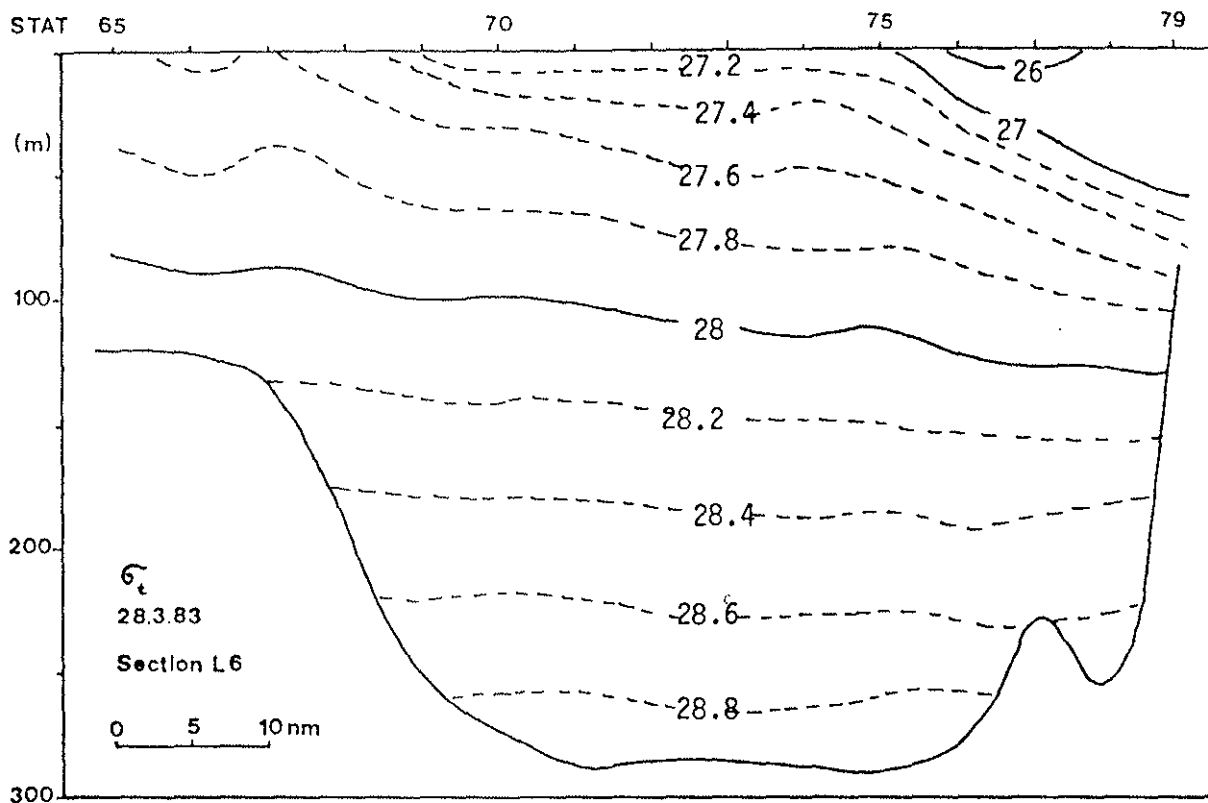
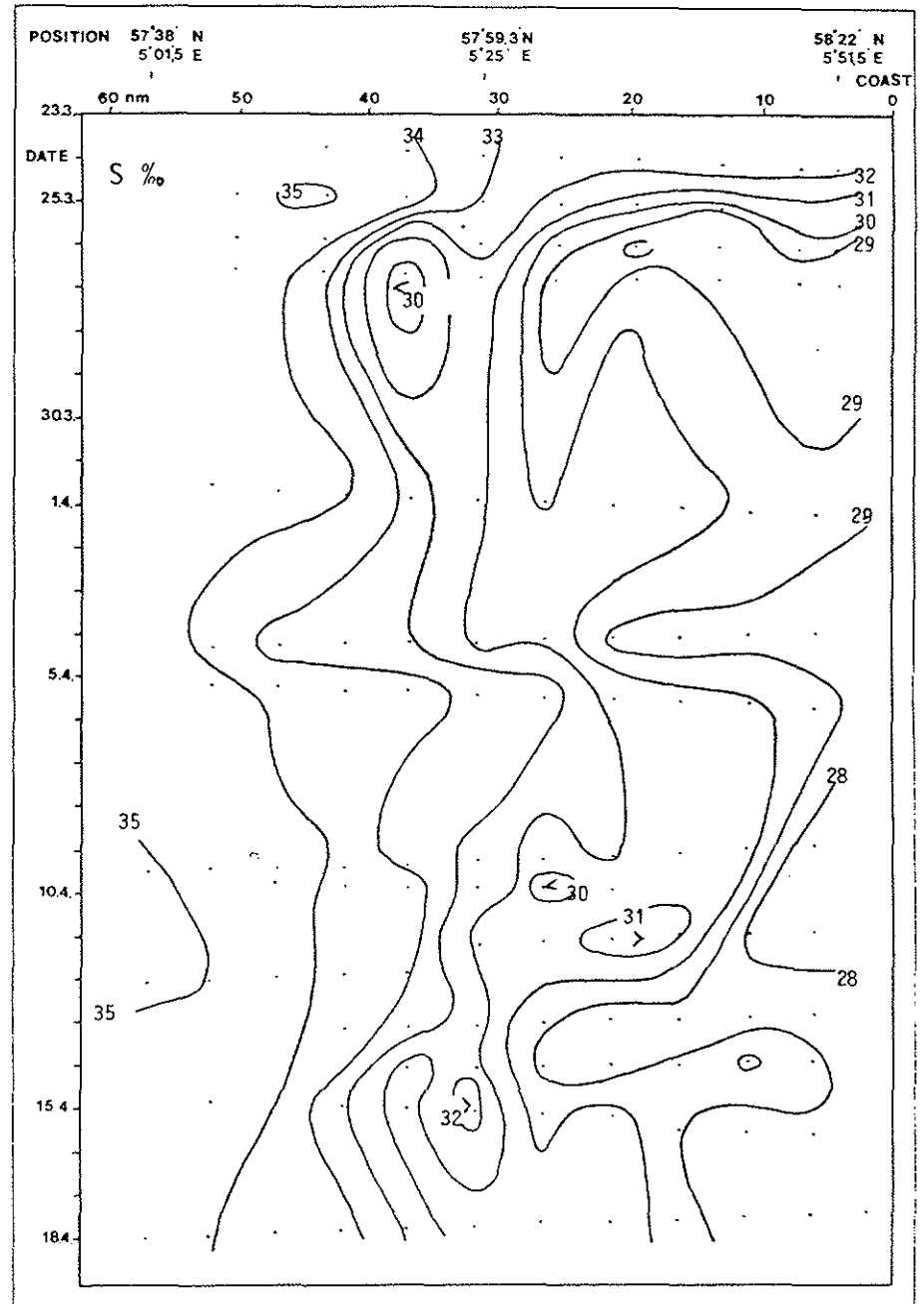
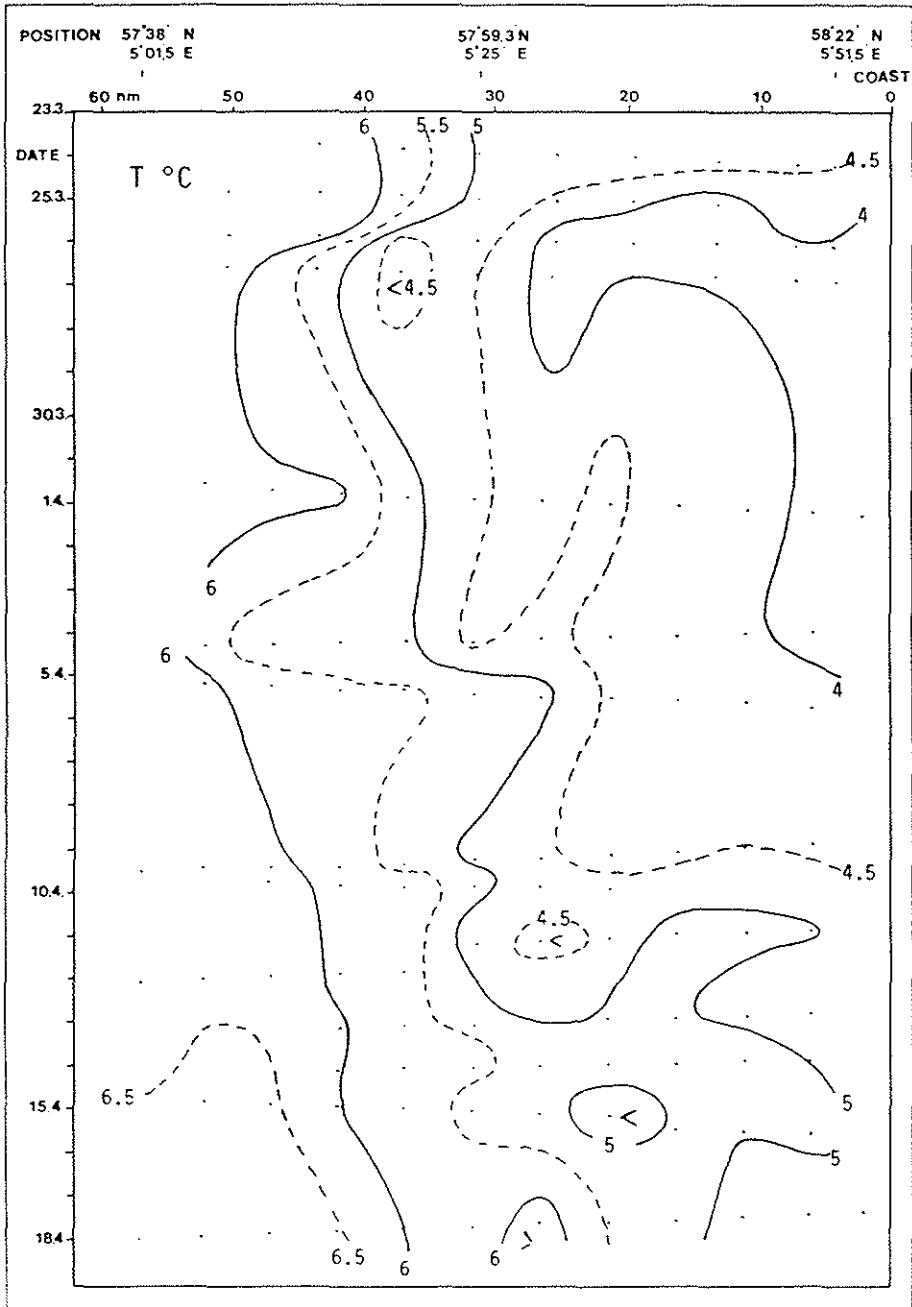


Figure 8: As Fig. 1 for section L6



Appendix

List of hydrographic parameters at standard depth levels.

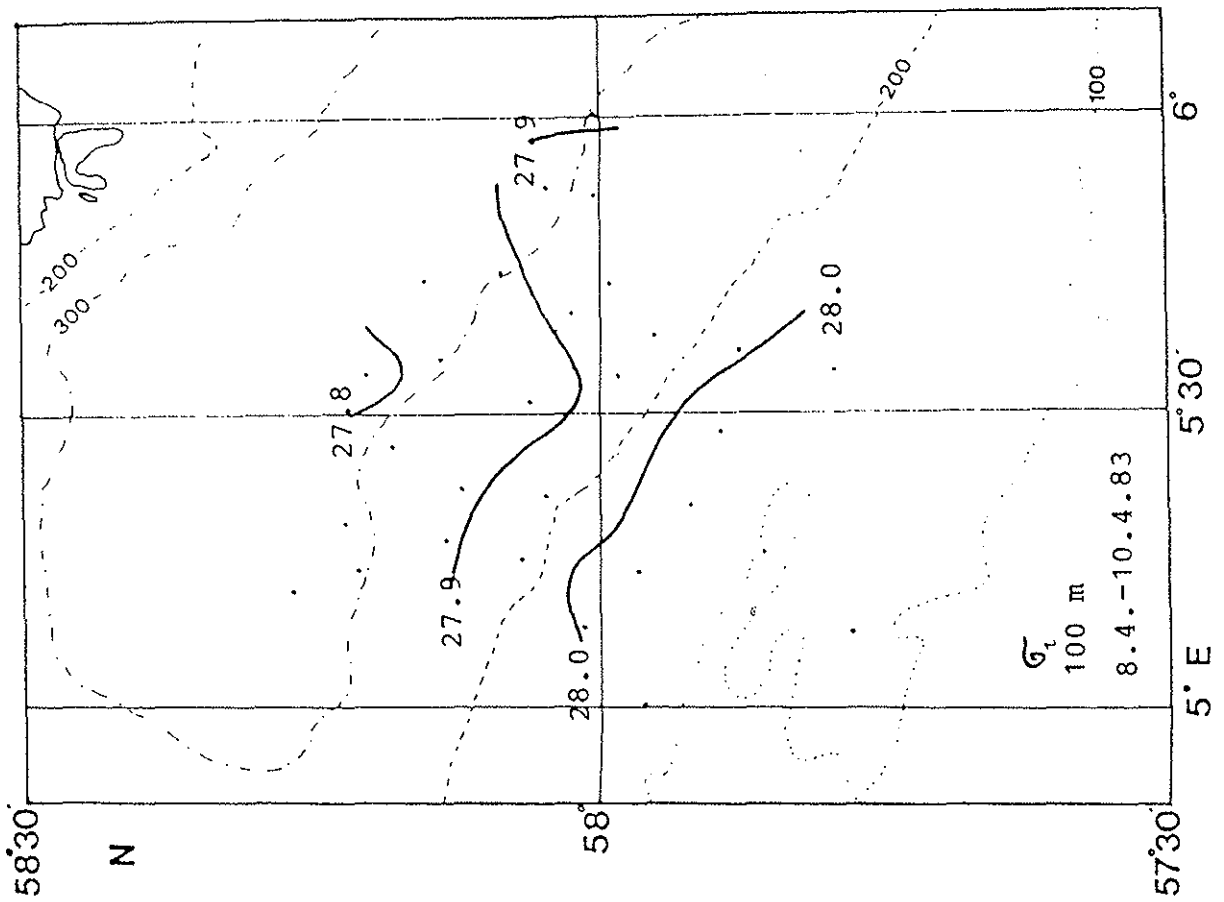
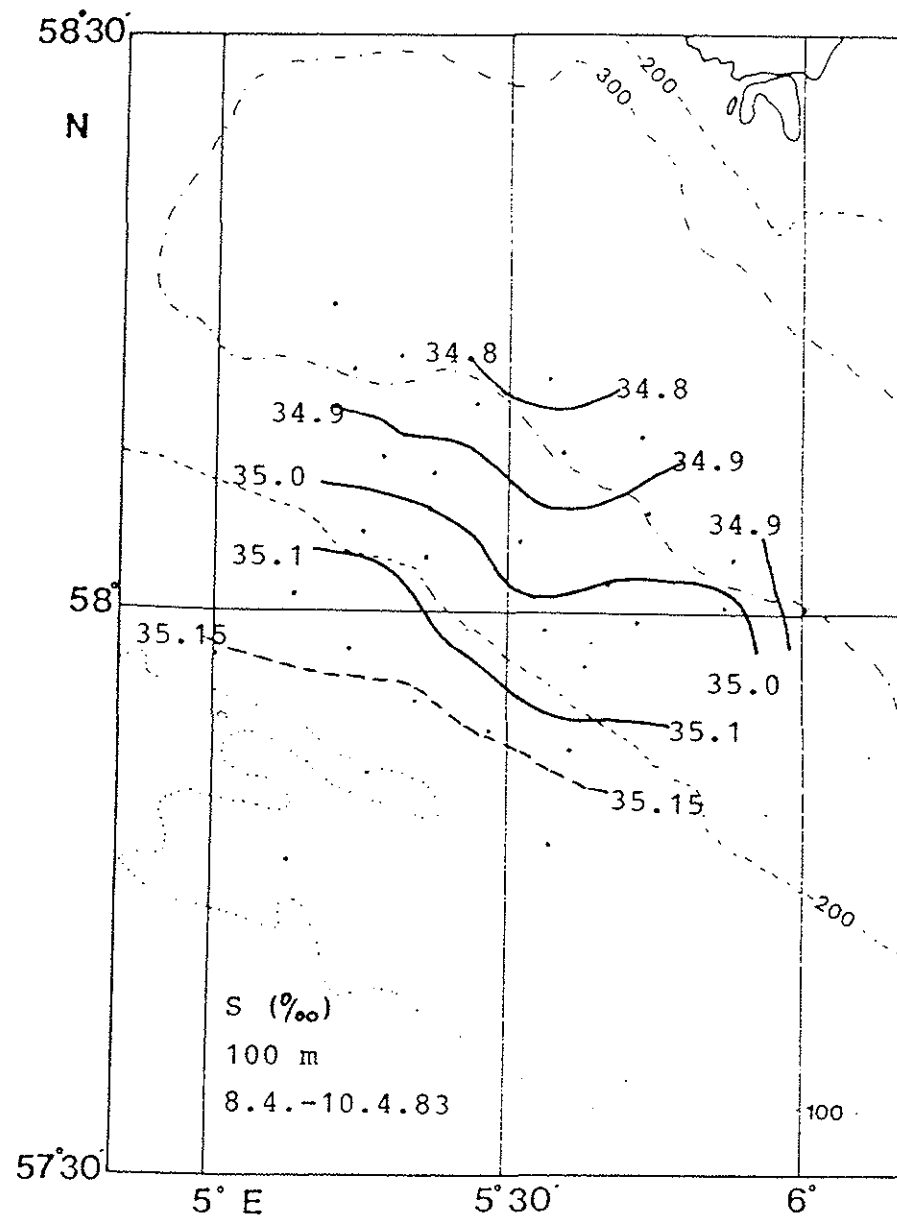
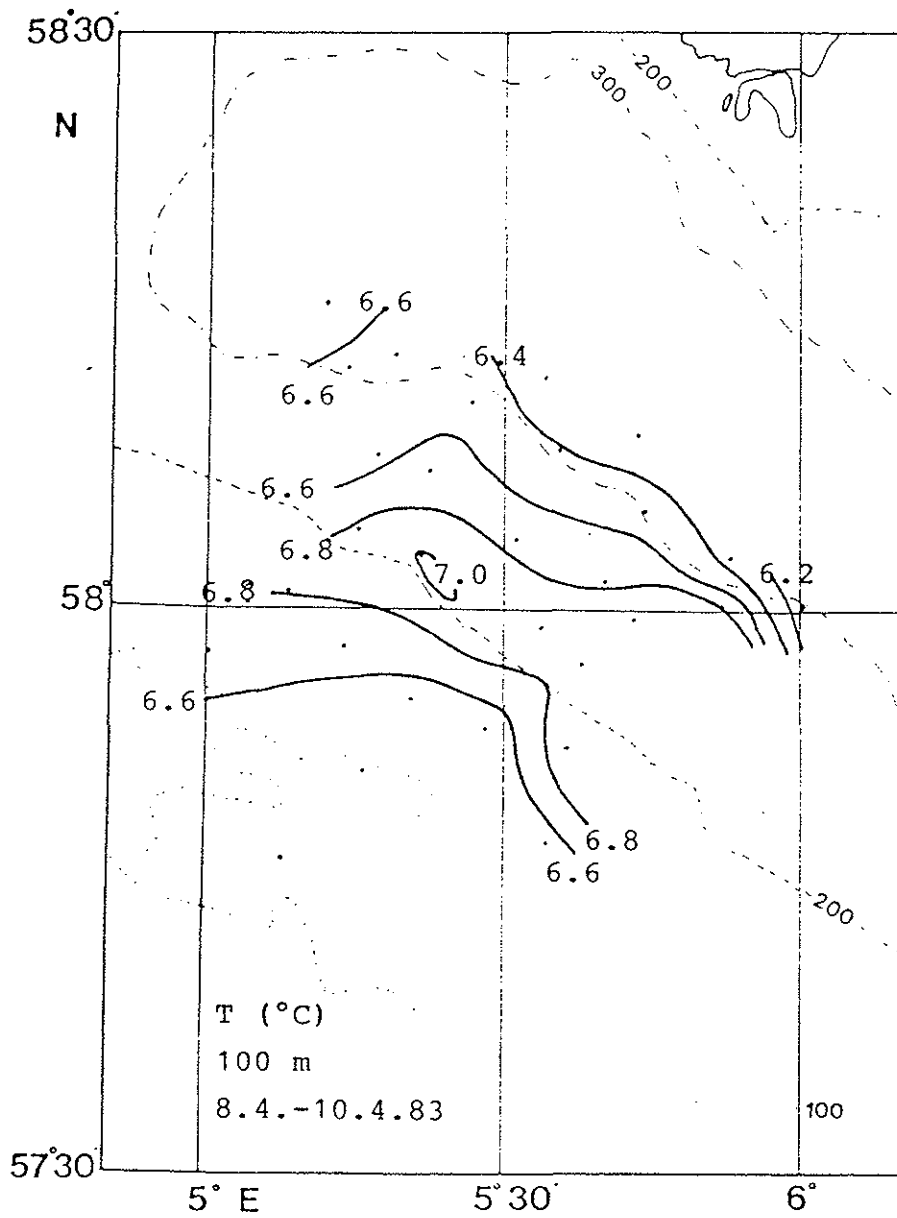


Figure 20: As Fig. 18 for the 100m level



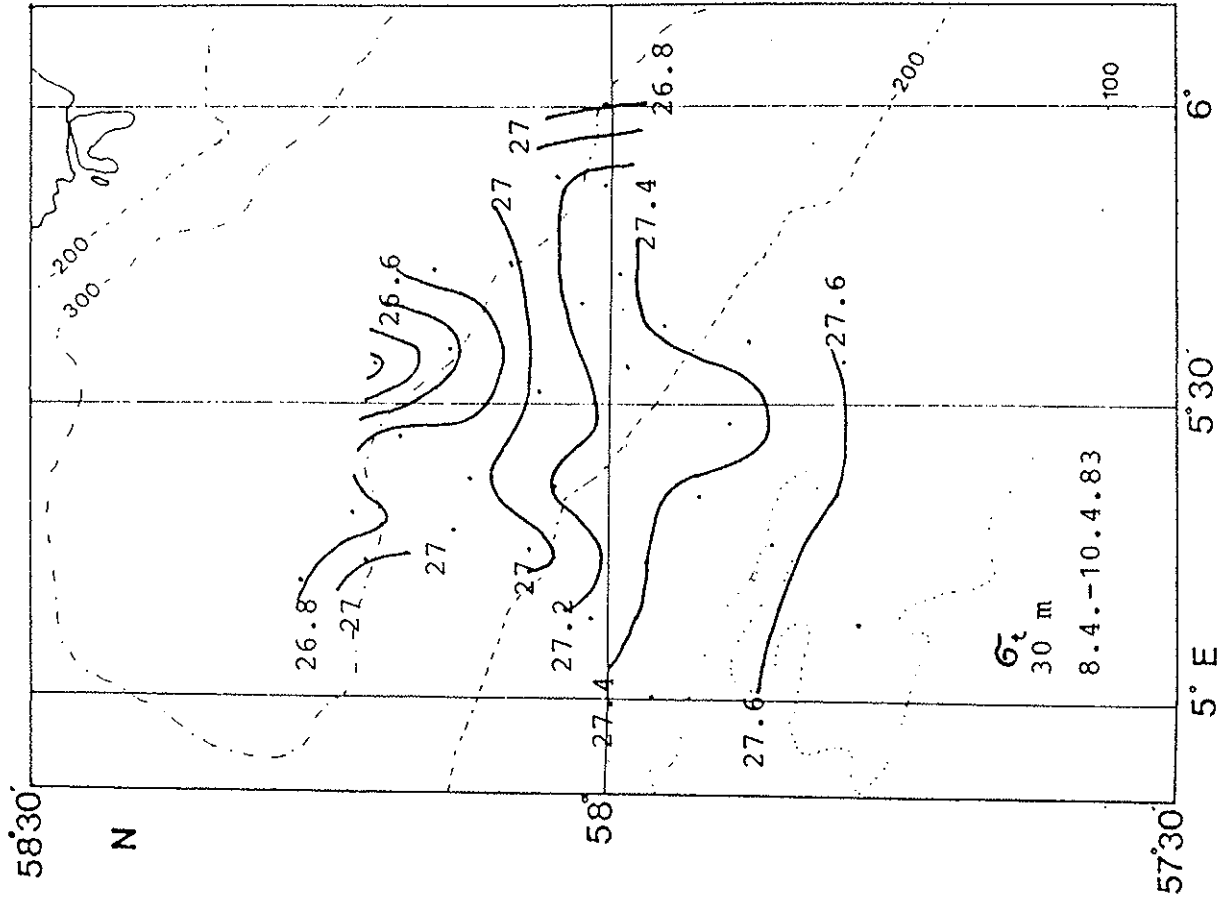
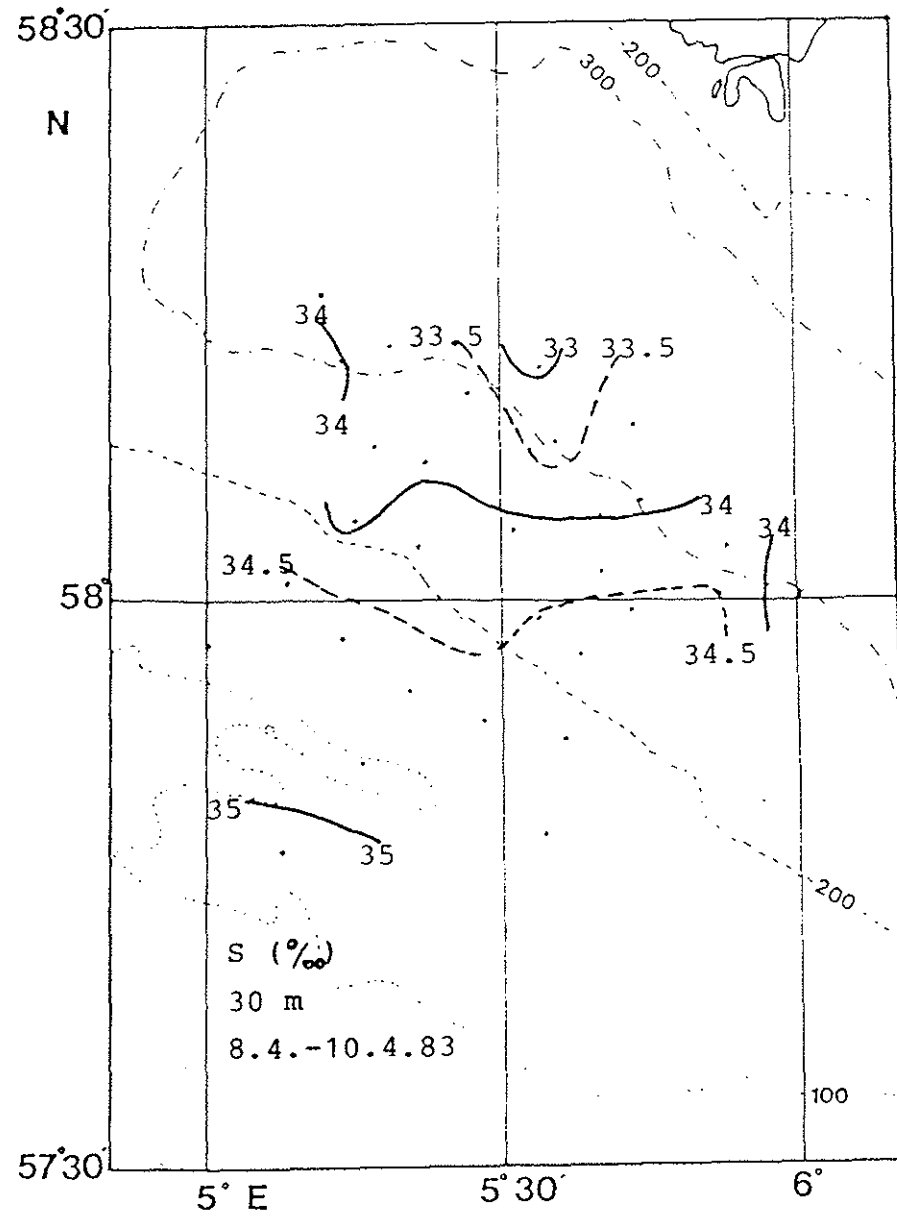
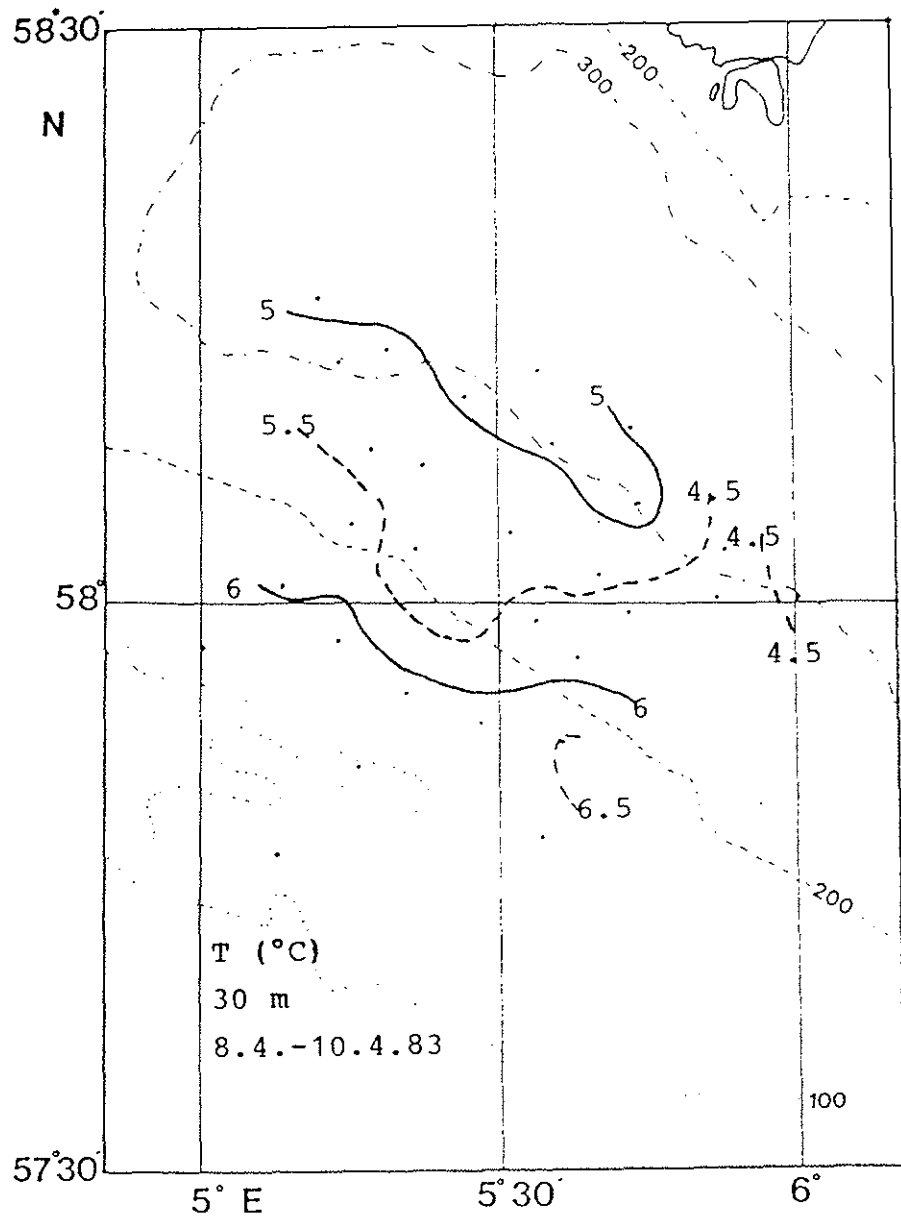


Figure 19: As Fig. 16 for the 30m level



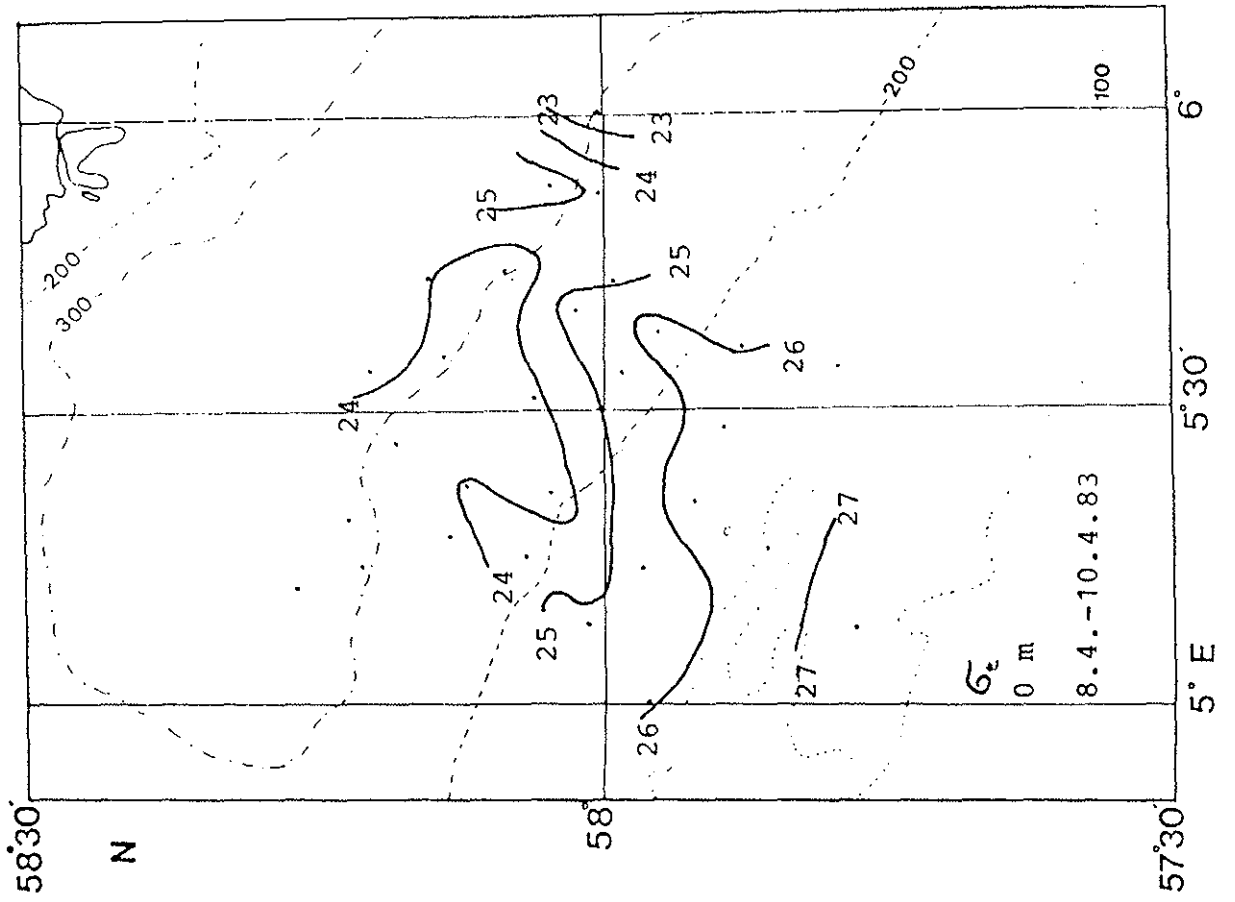
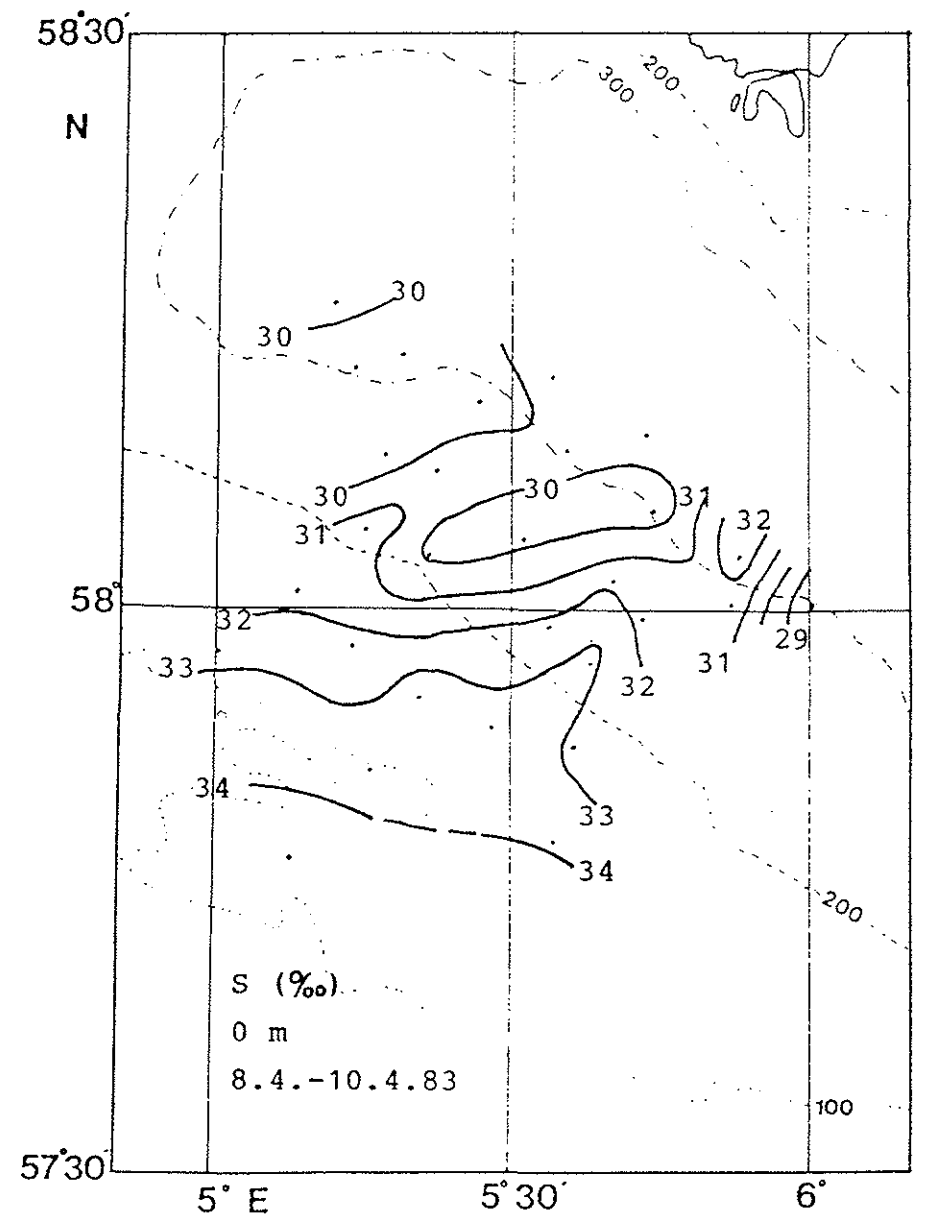
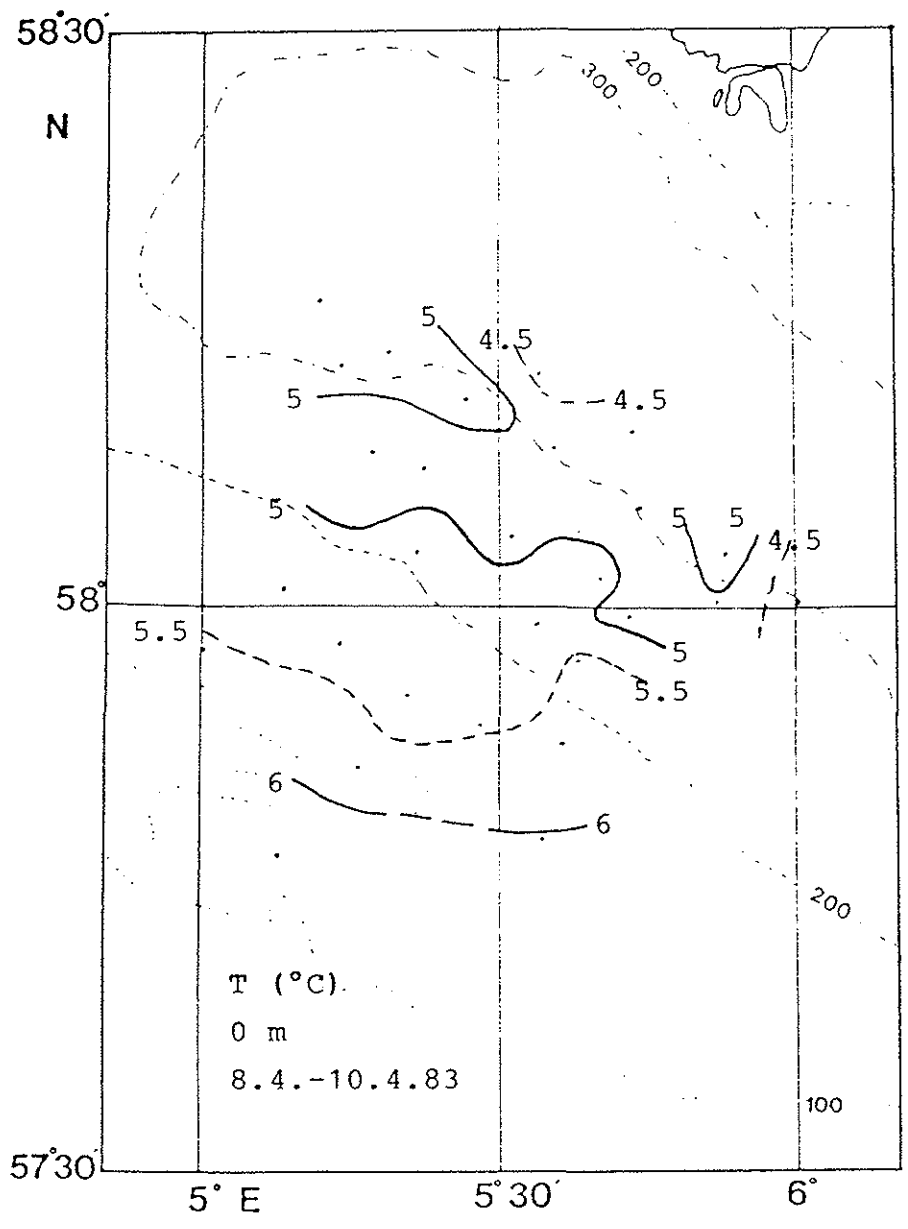


Figure 18: Horizontal distribution of temperature, salinity and density at the surface during the second southern mesoscale survey.



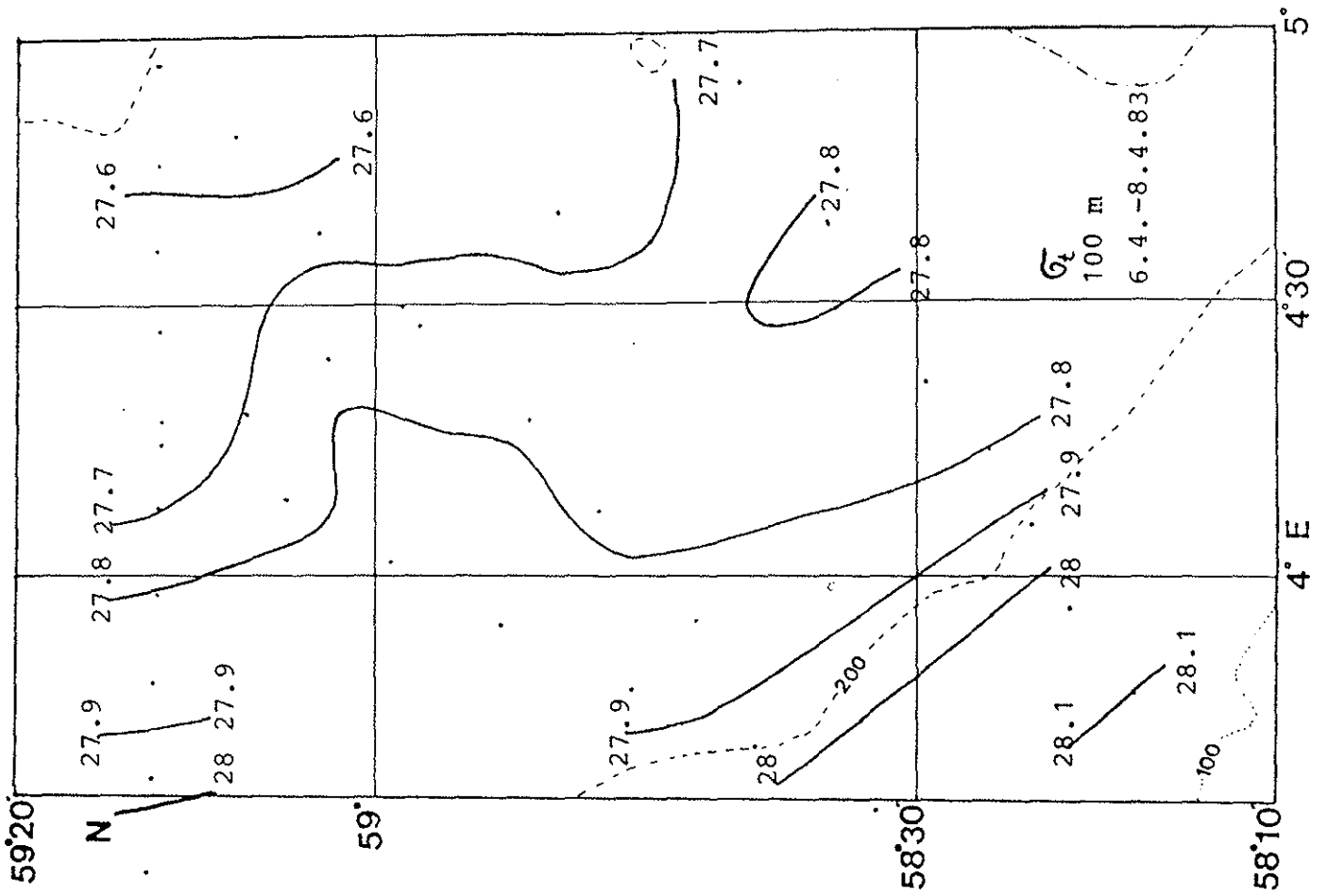
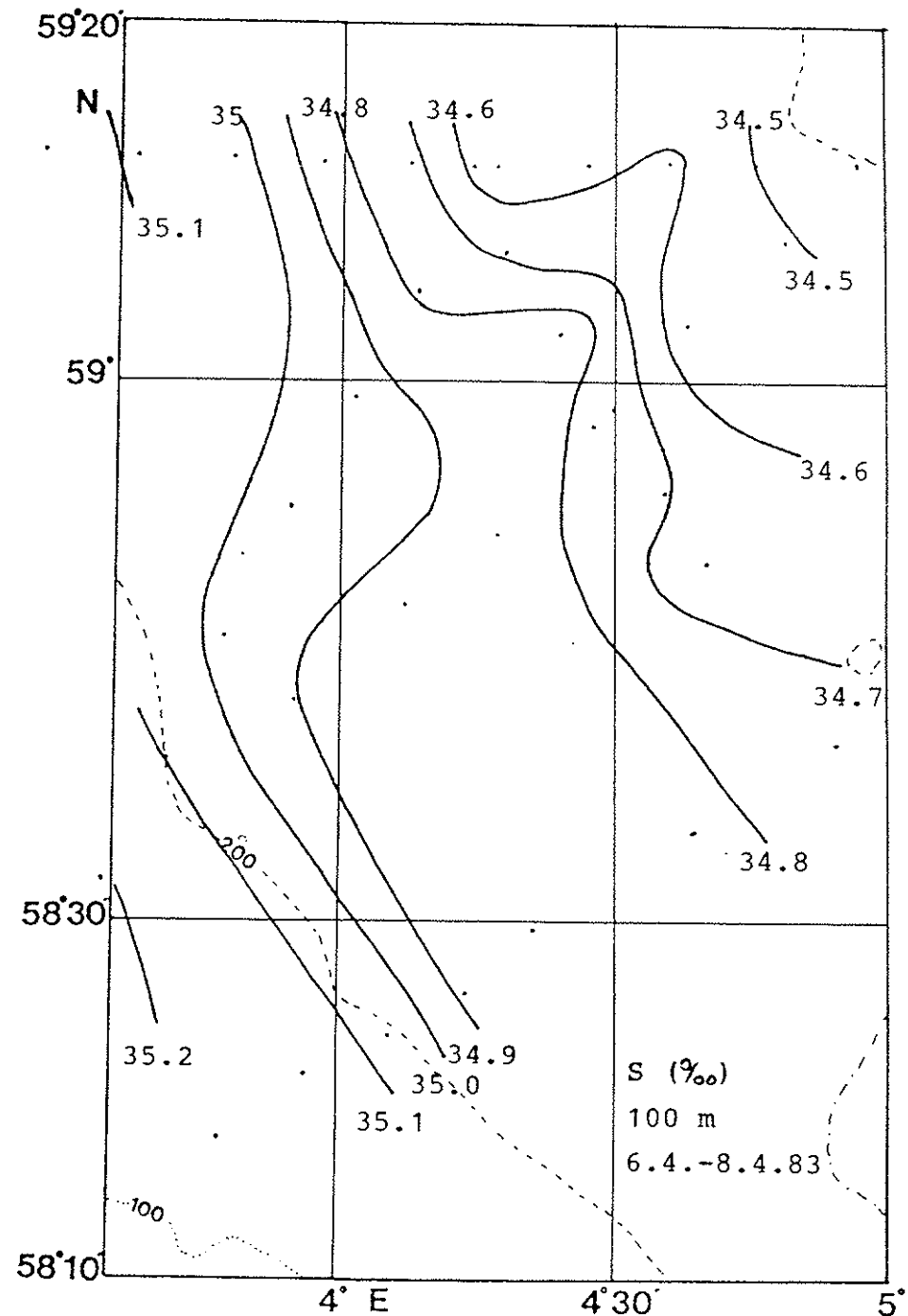
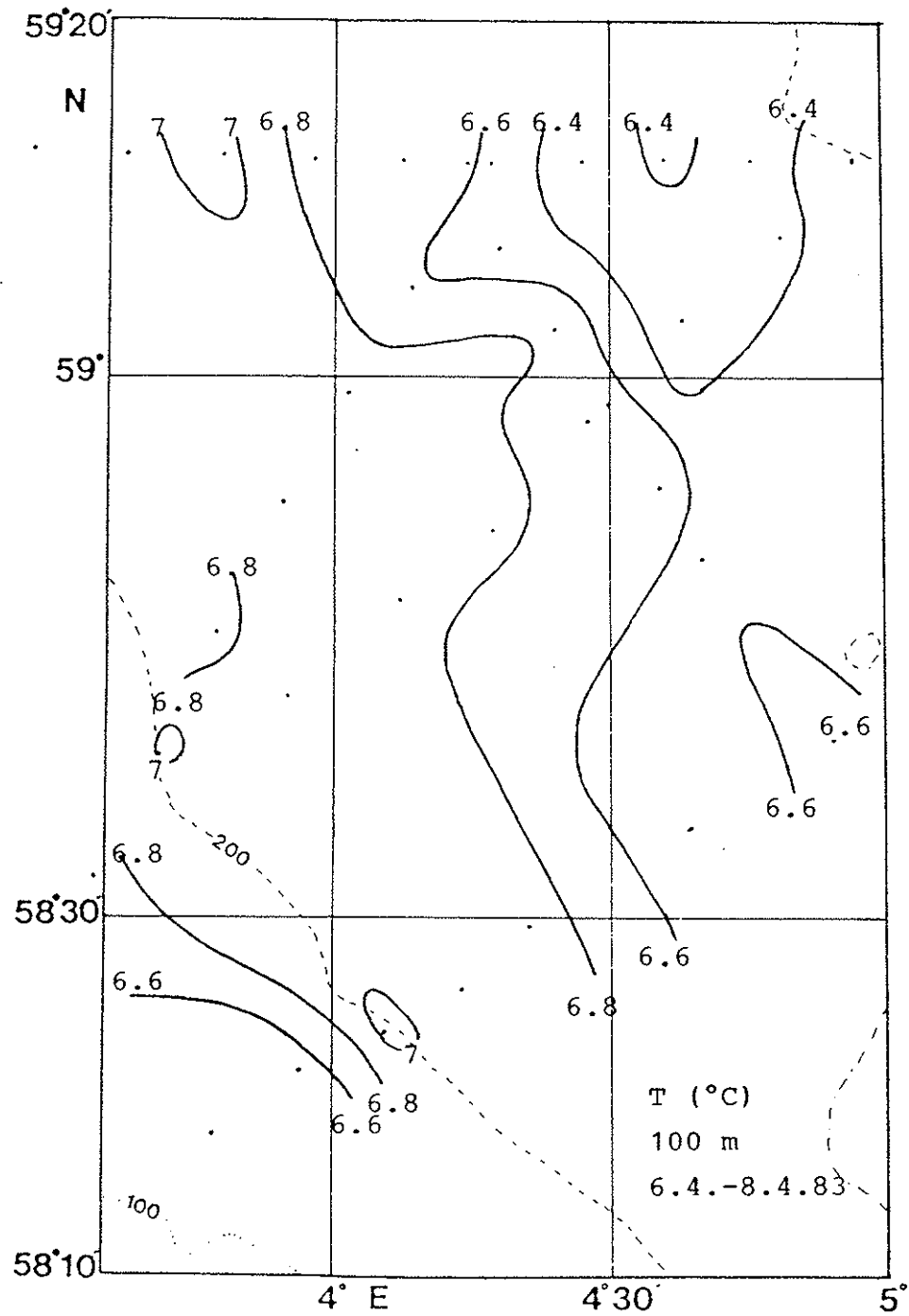


Figure 17: As Fig. 15 for the 100m level



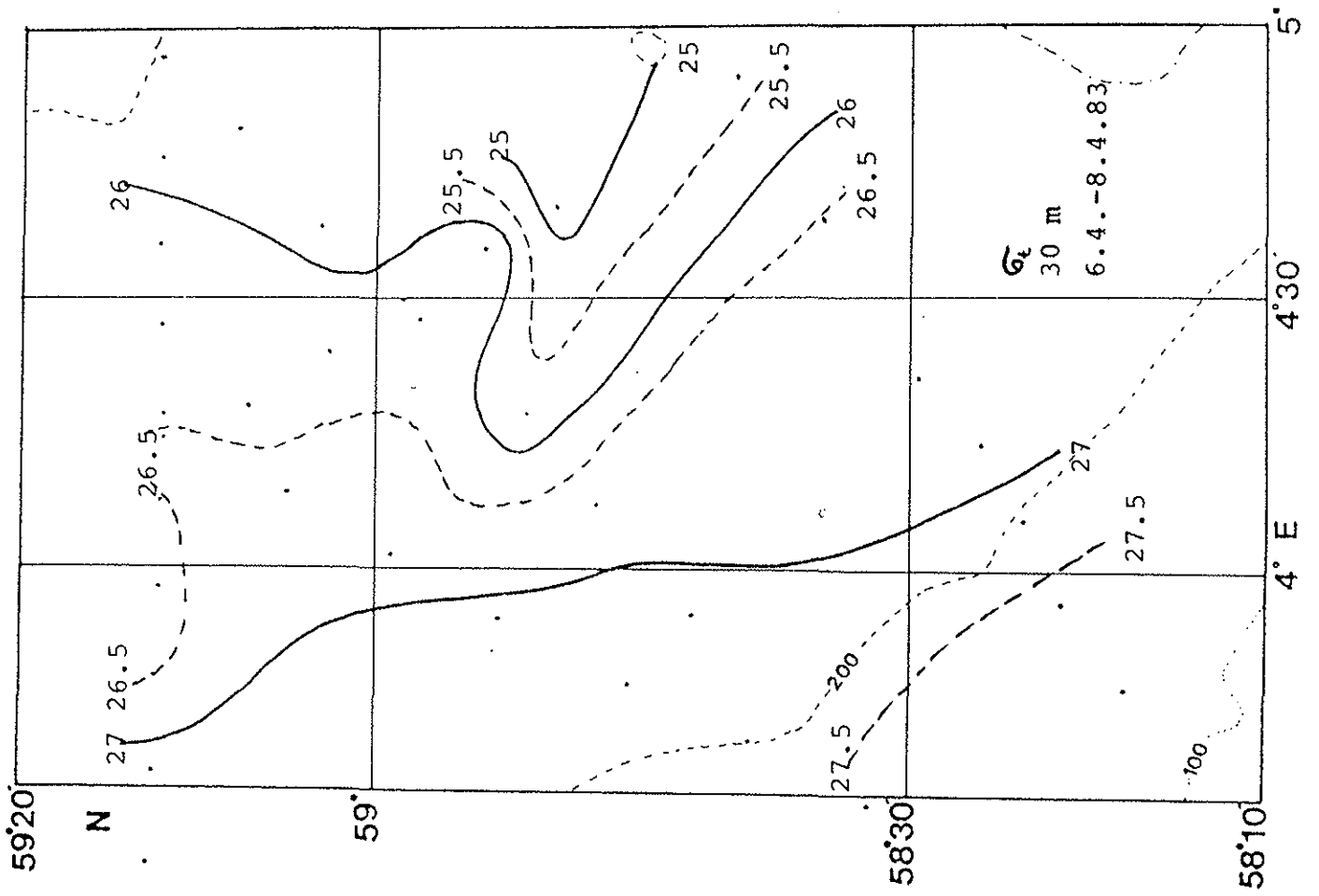
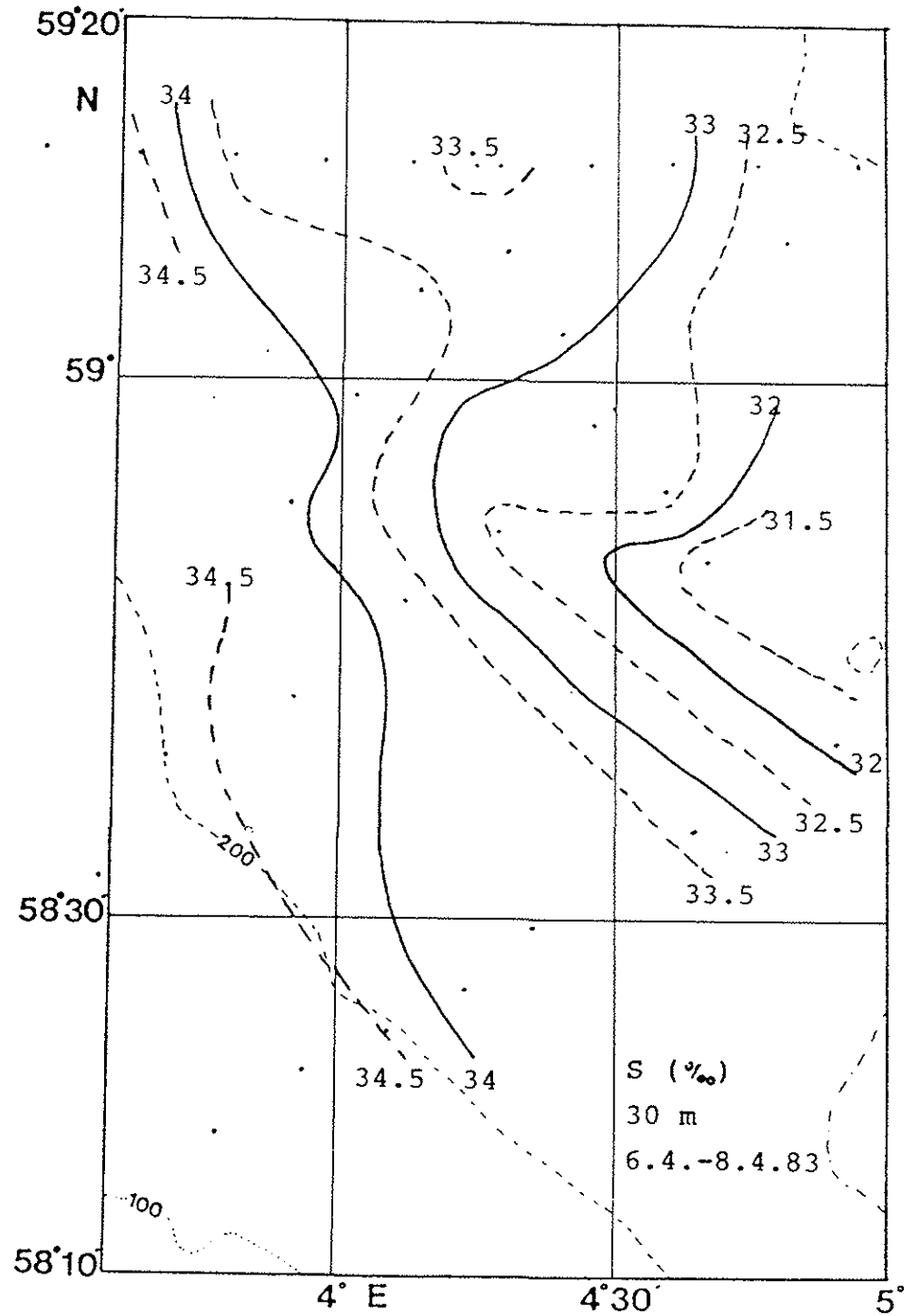
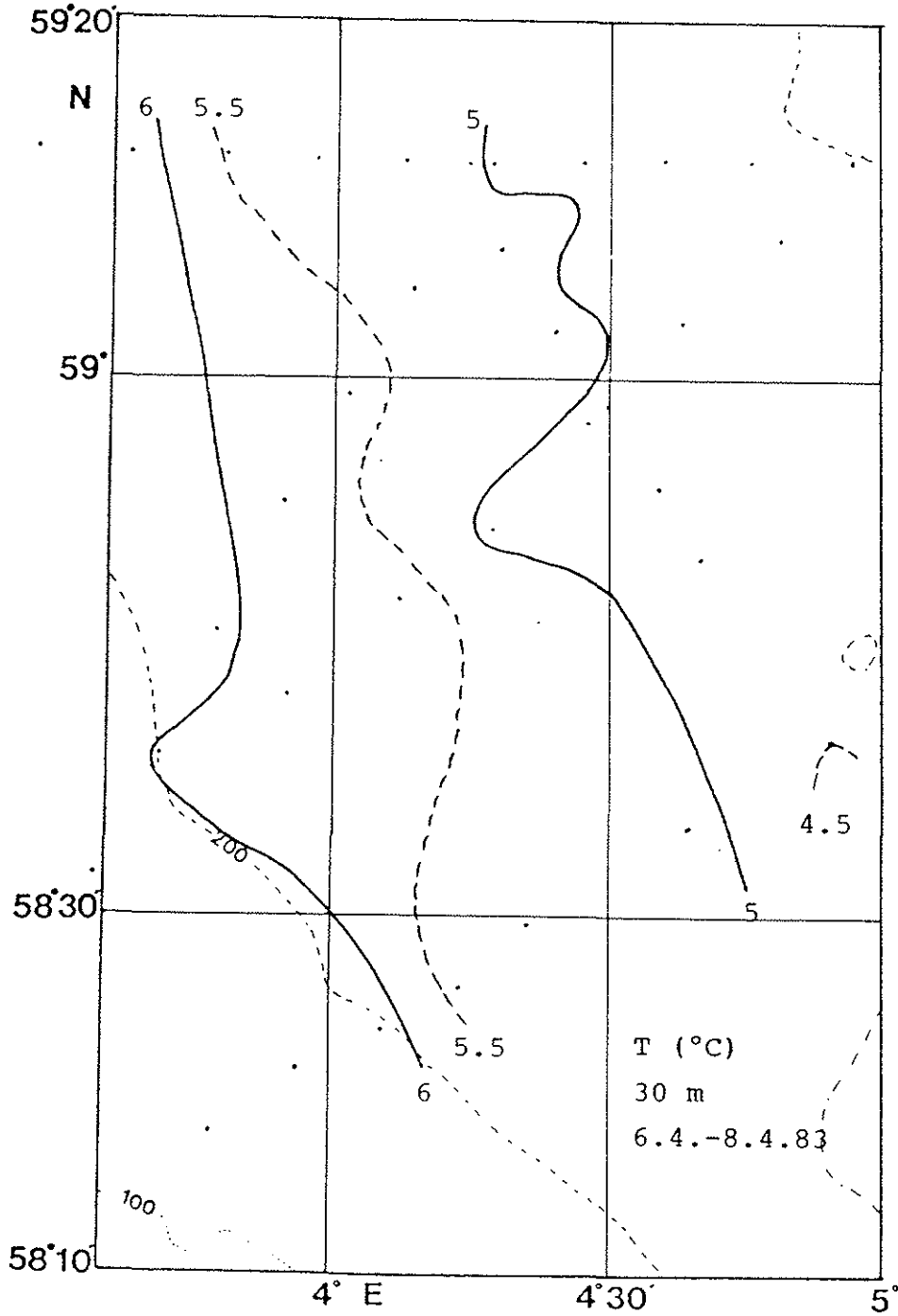


Figure 16: As Fig. 15 for the 30m level



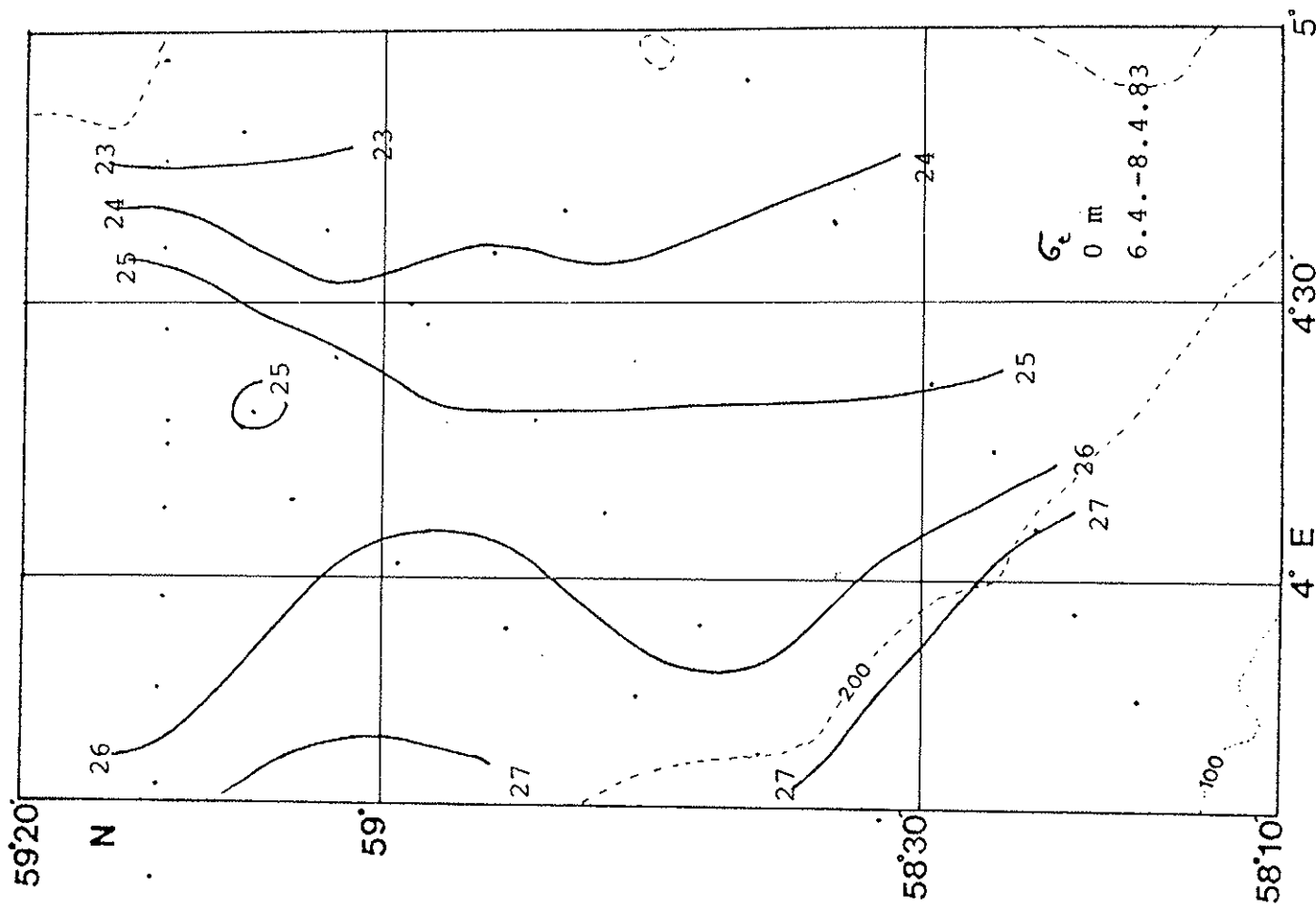
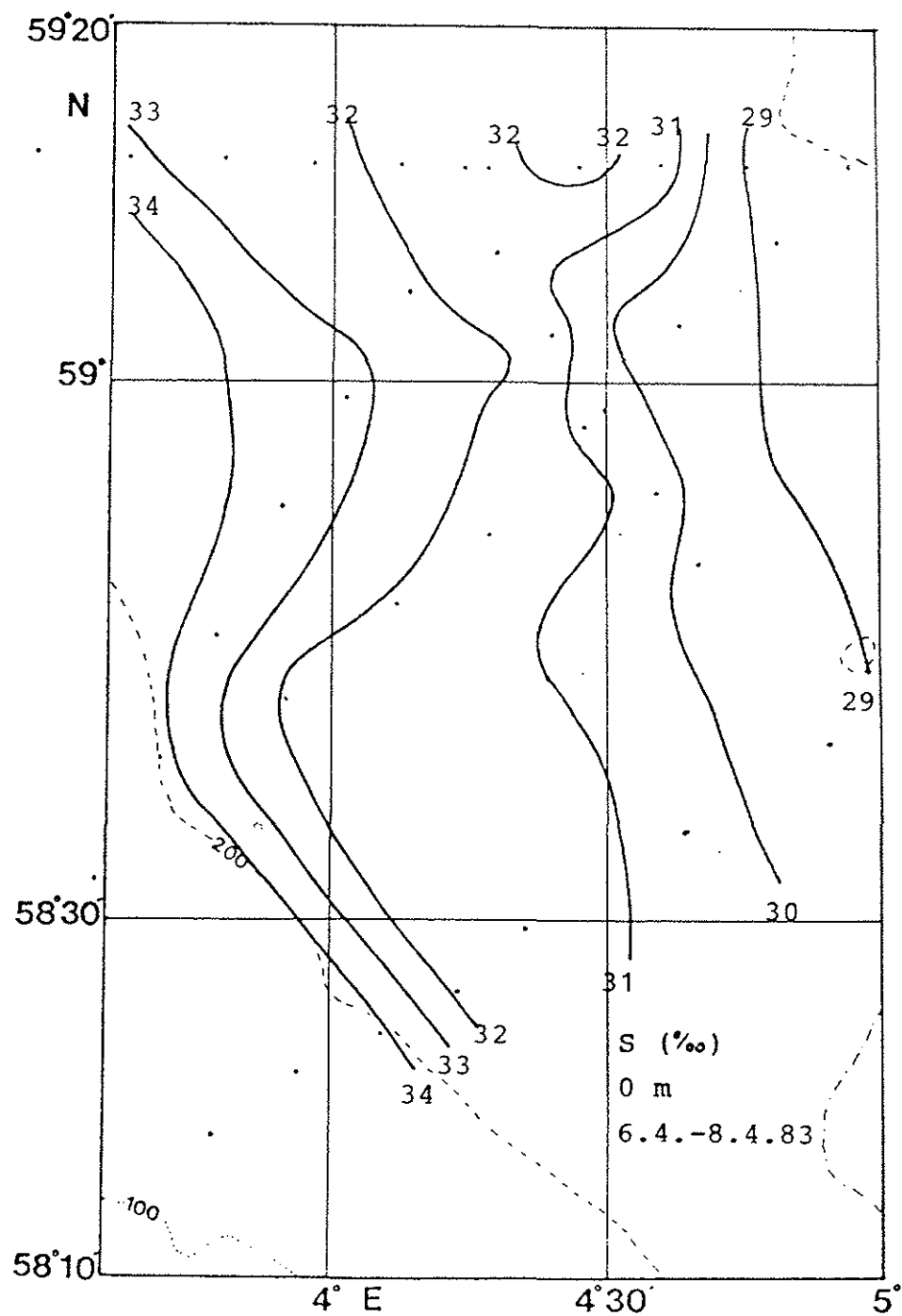
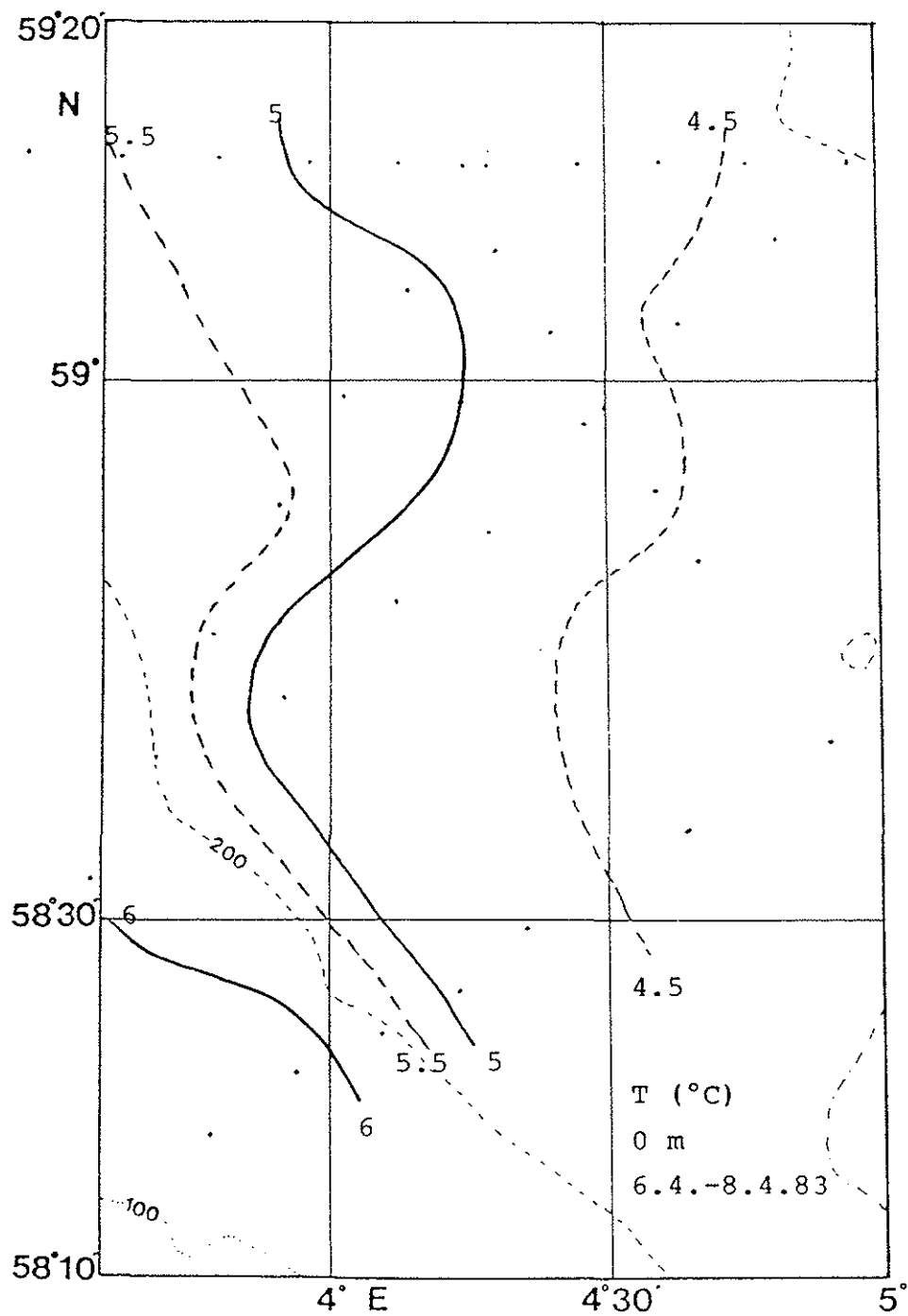


Figure 15: Horizontal distribution of temperature, salinity and density at the surface during the northern mesoscale survey.



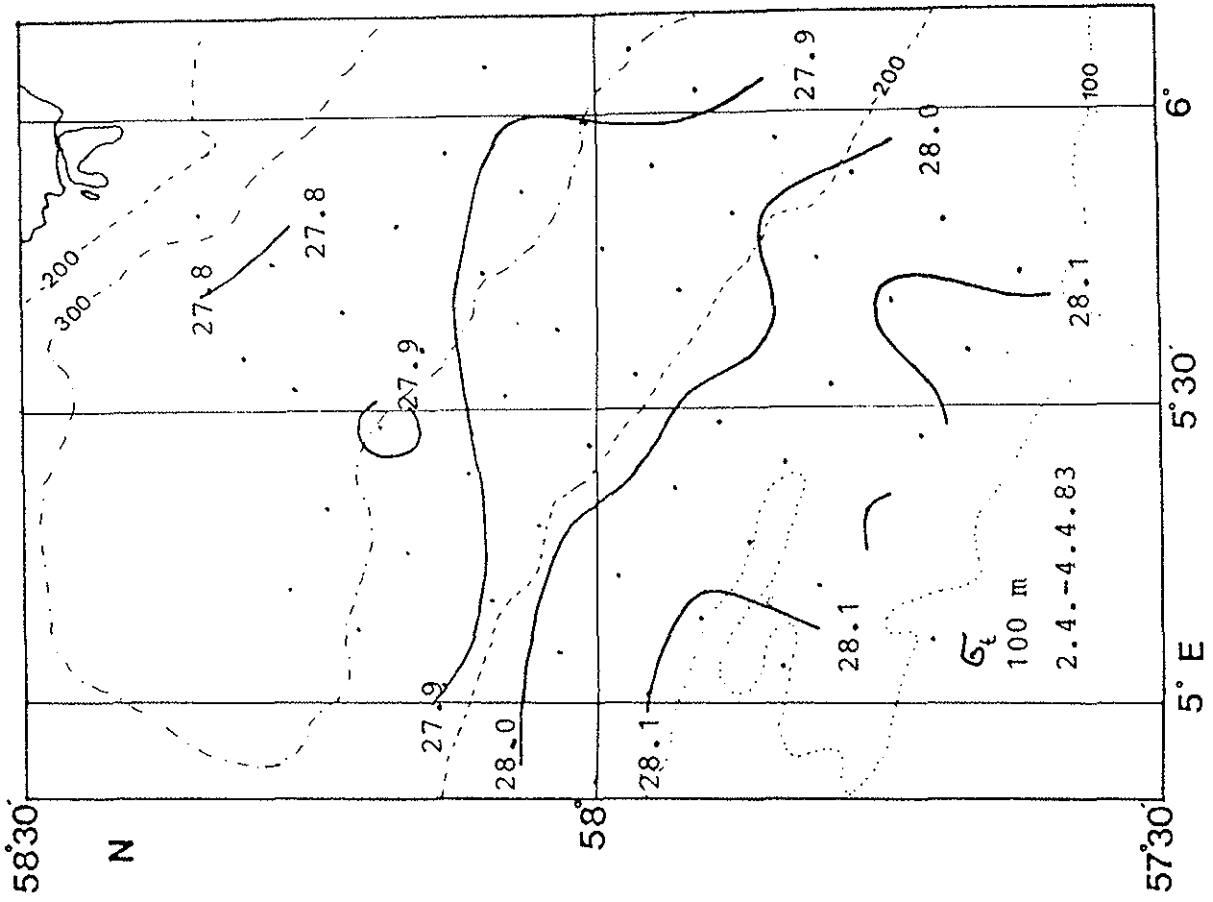
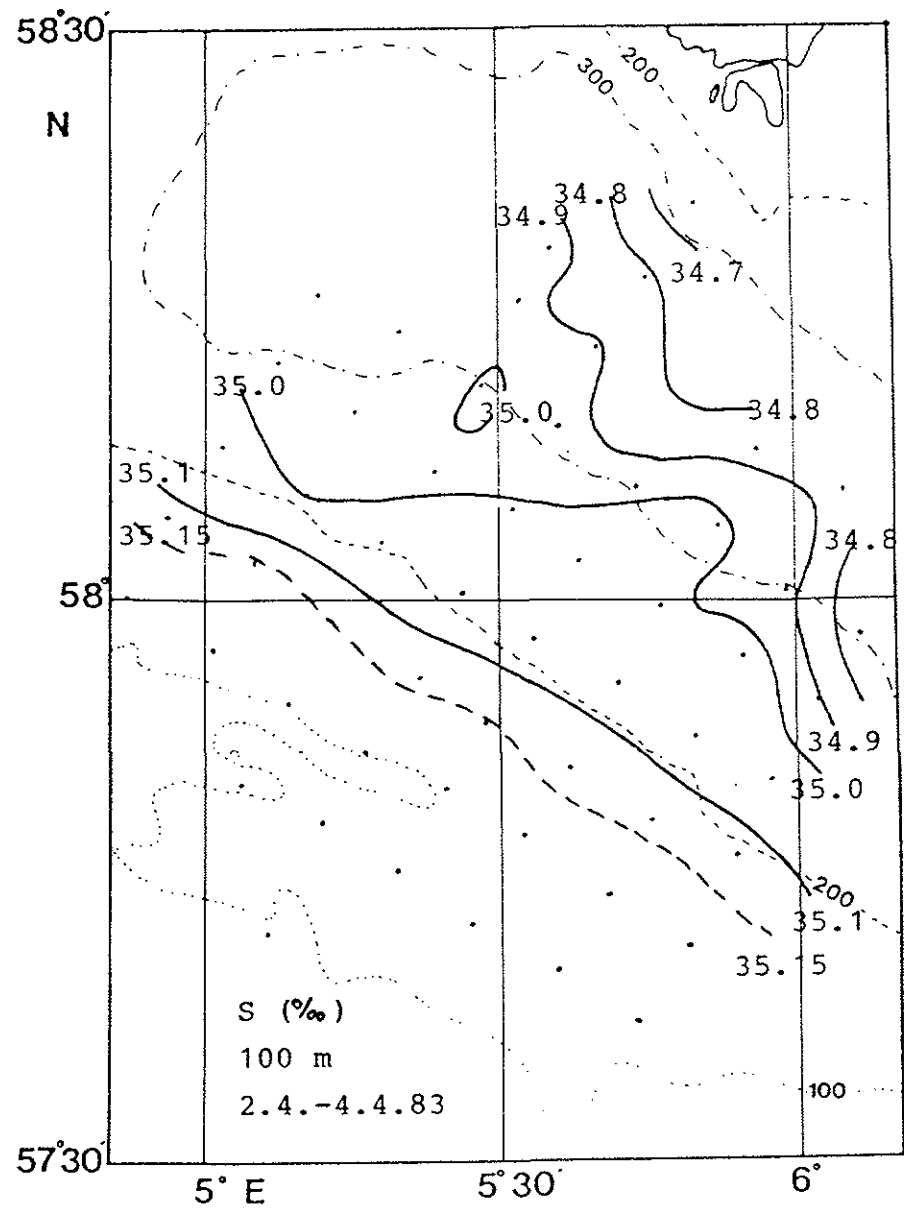
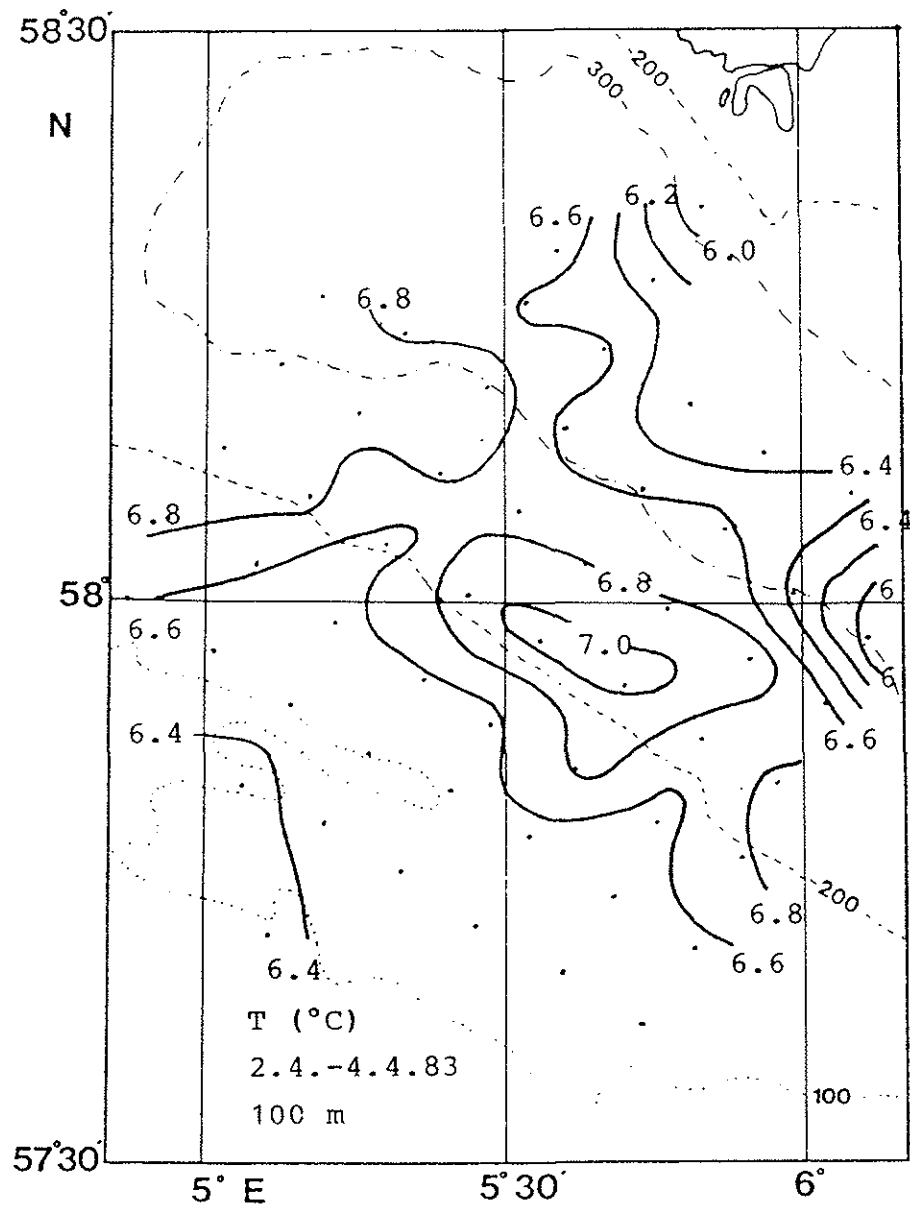


Figure 14: As Fig. 12 for the 100 m level



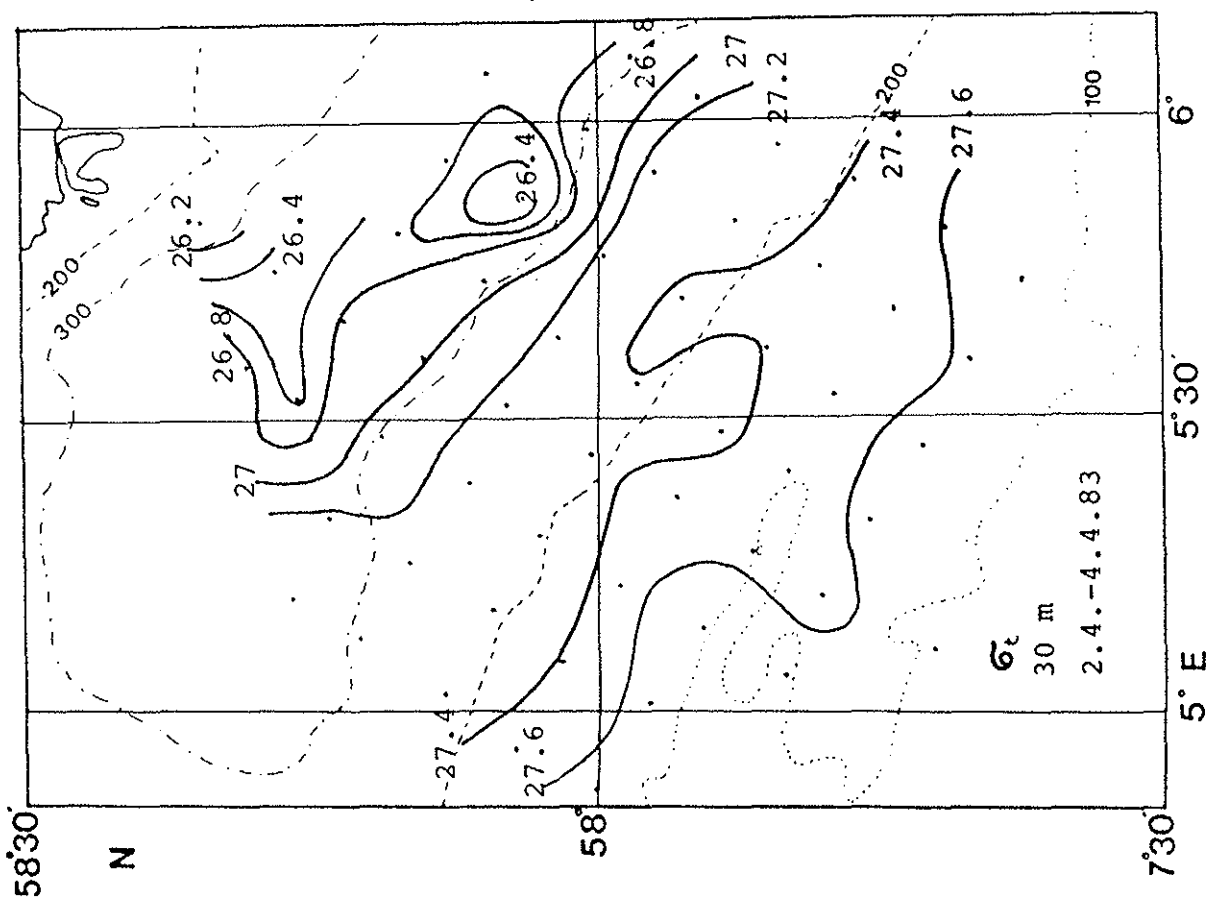
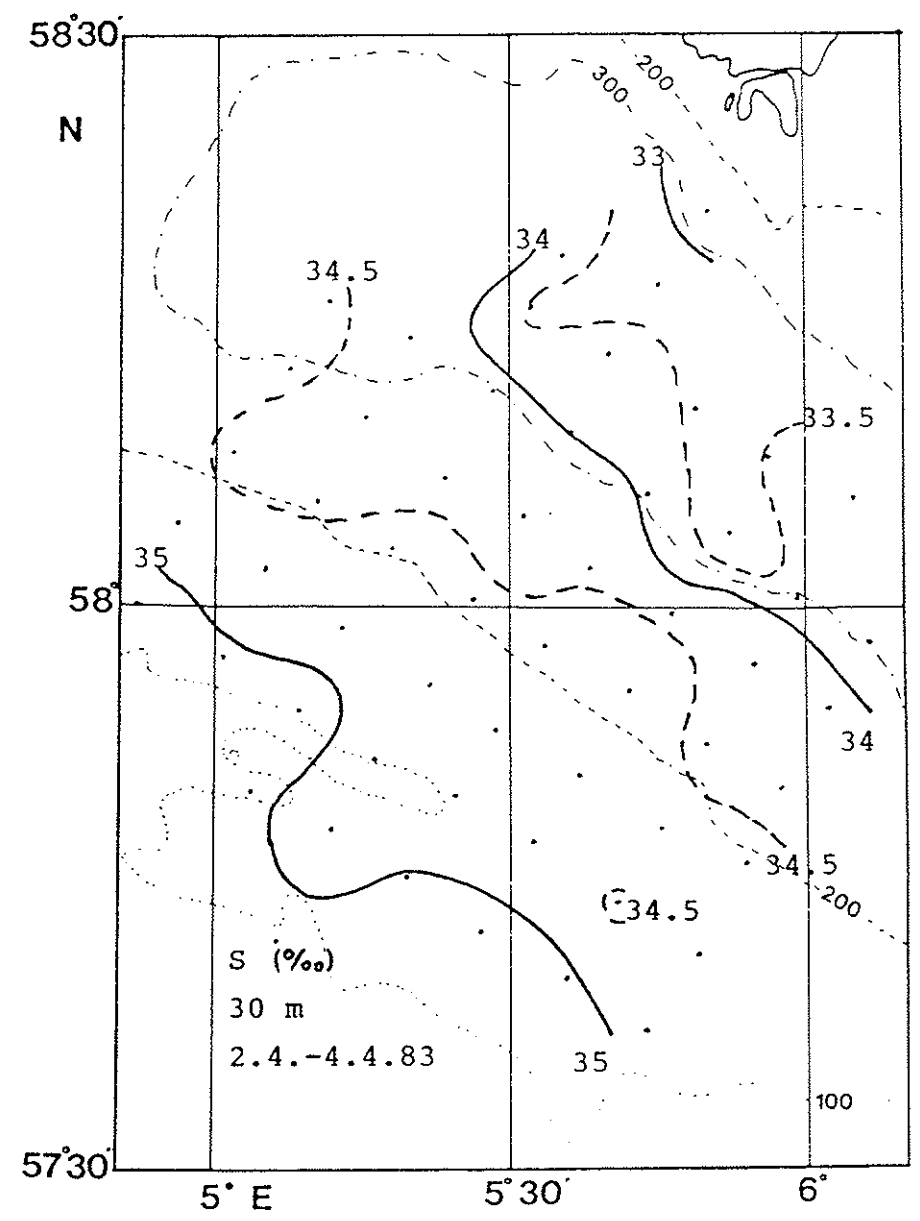
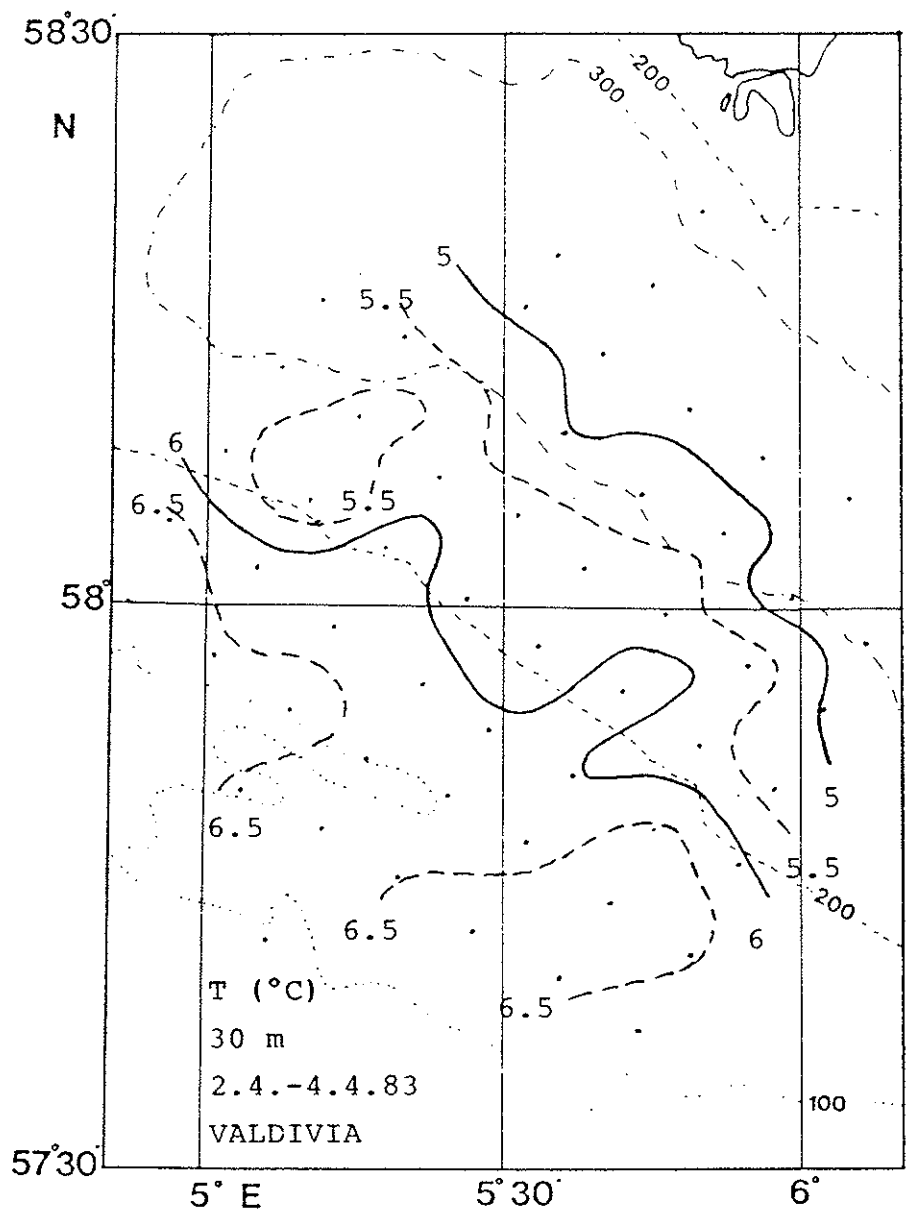


Figure 13: As Fig. 12 for the 30m level



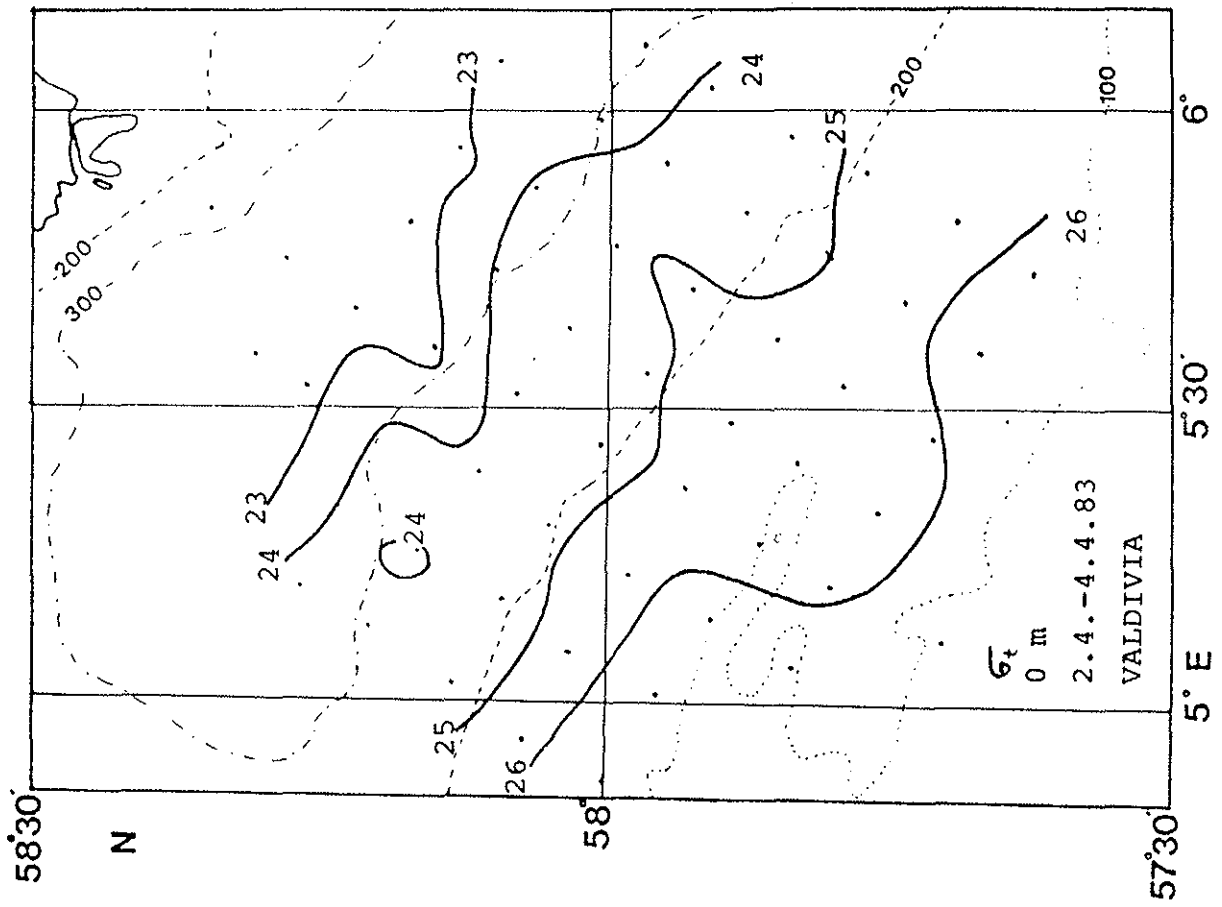


Figure 12: Horizontal distributions of temperature, salinity and density at the surface during the first southern mesoscale survey.

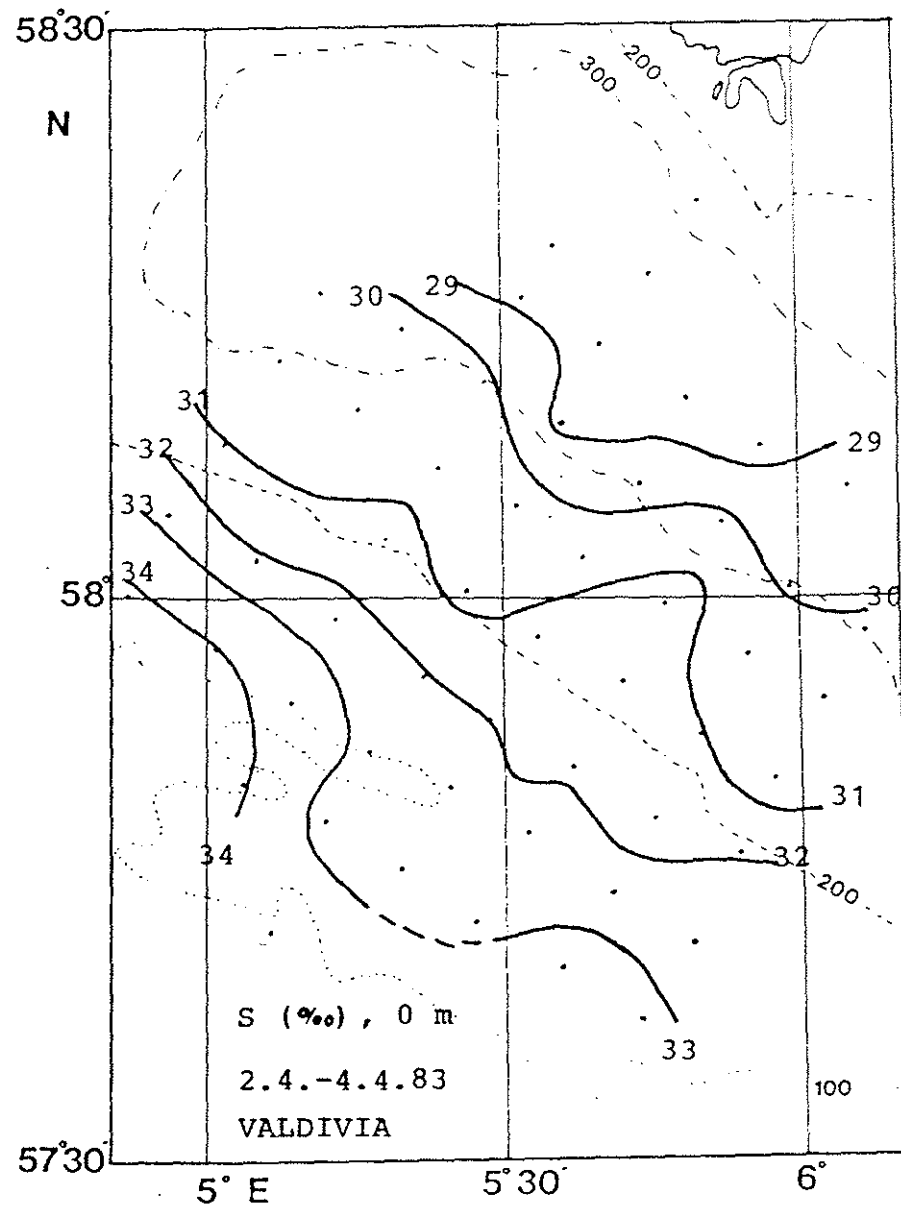
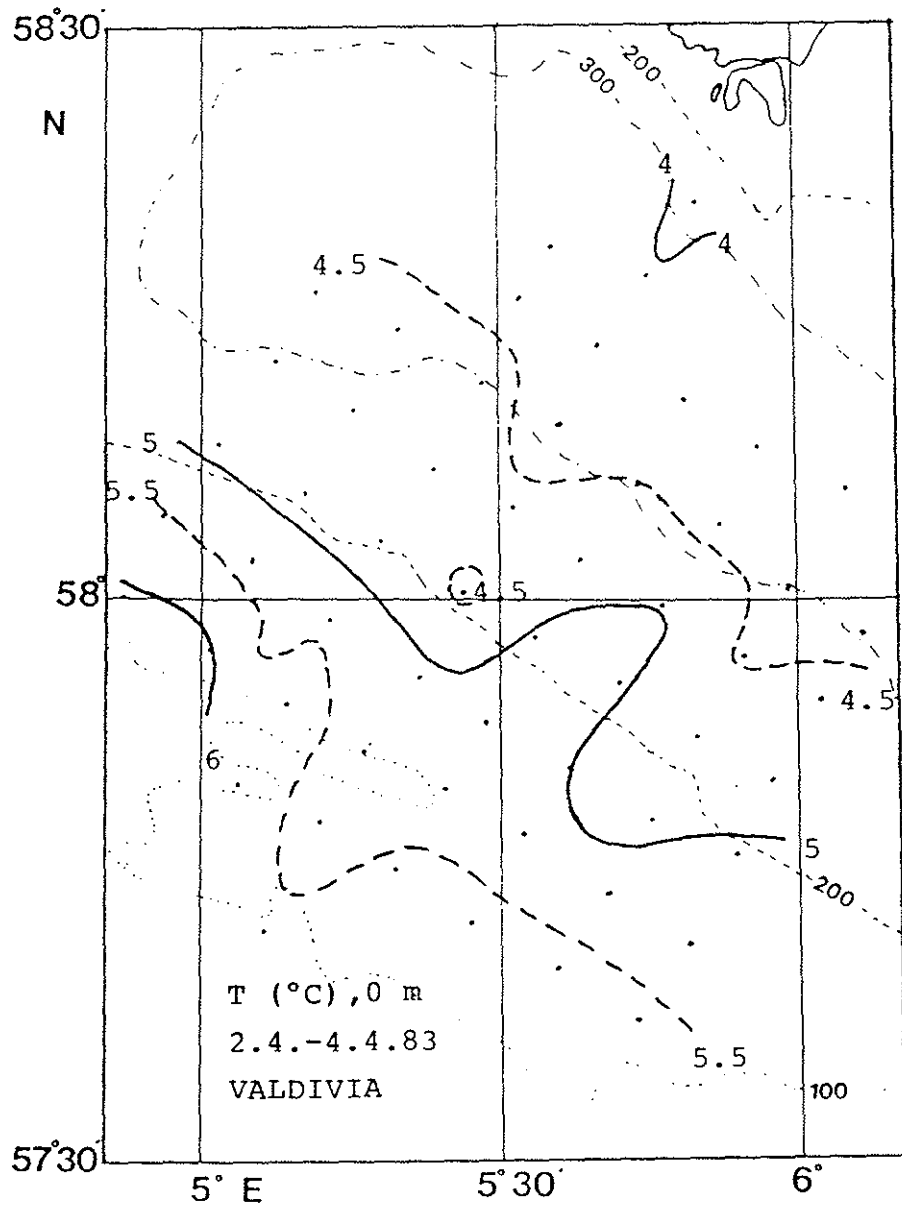


Figure 11: As Figure 10 for the 100 m level

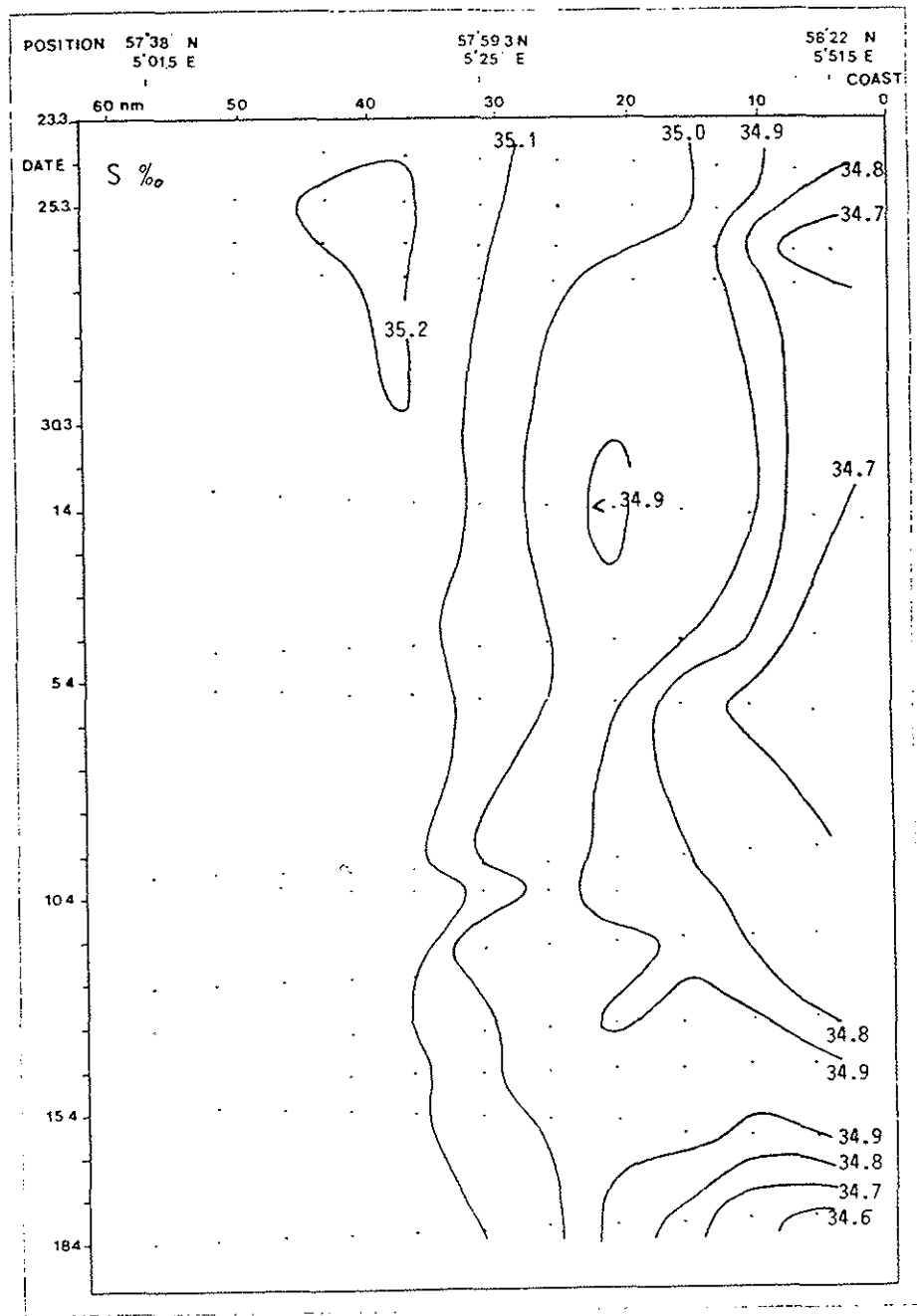
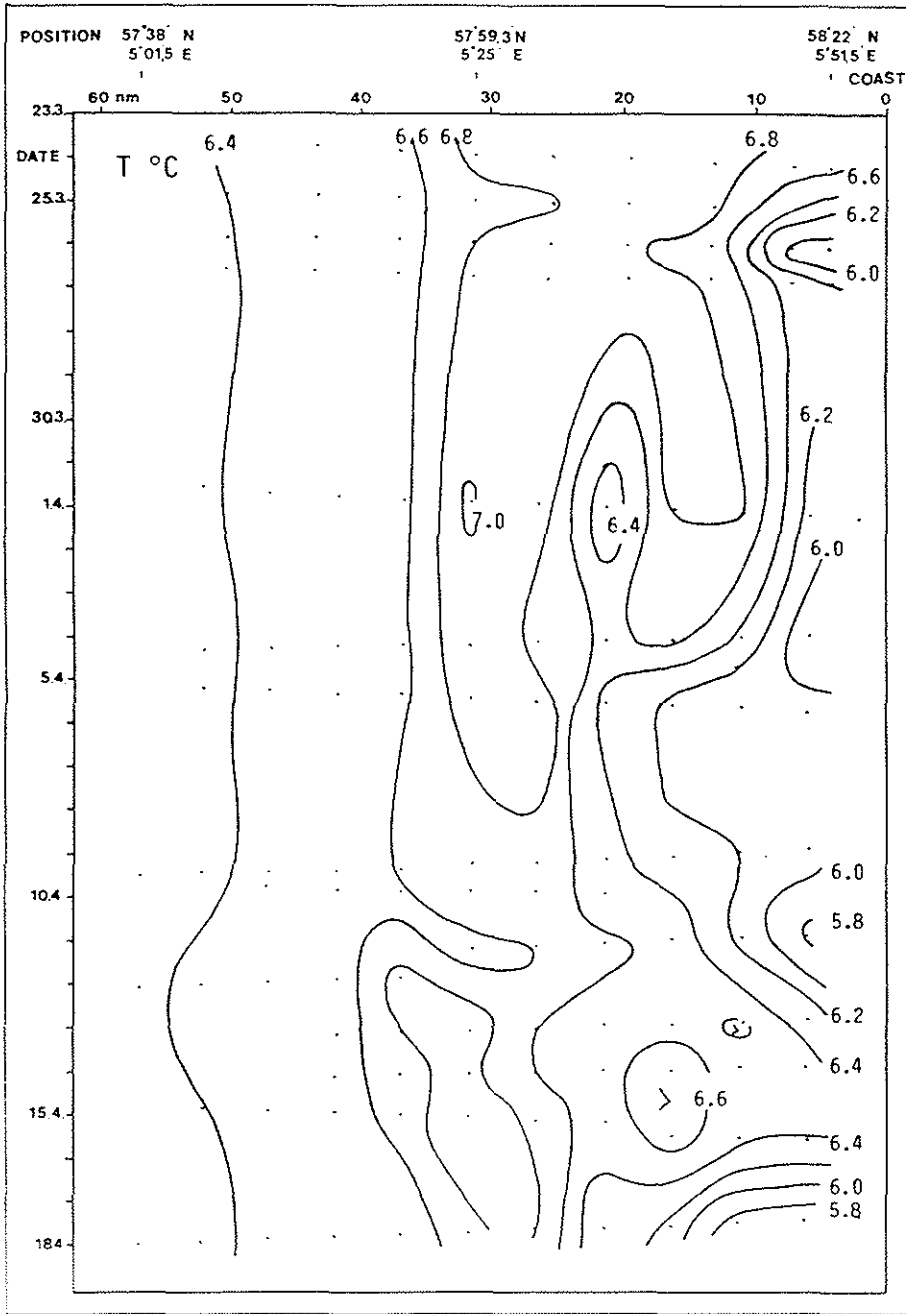
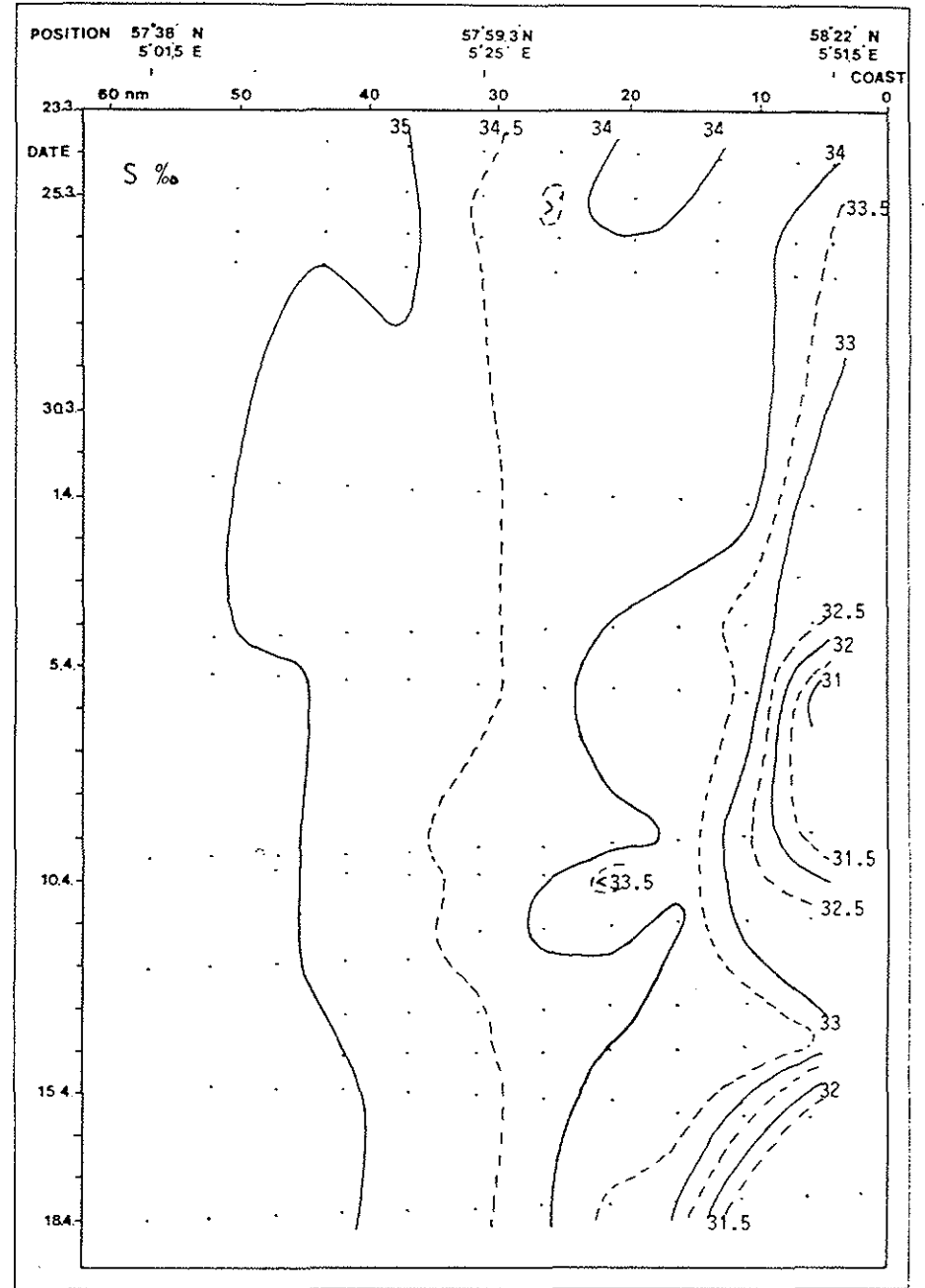
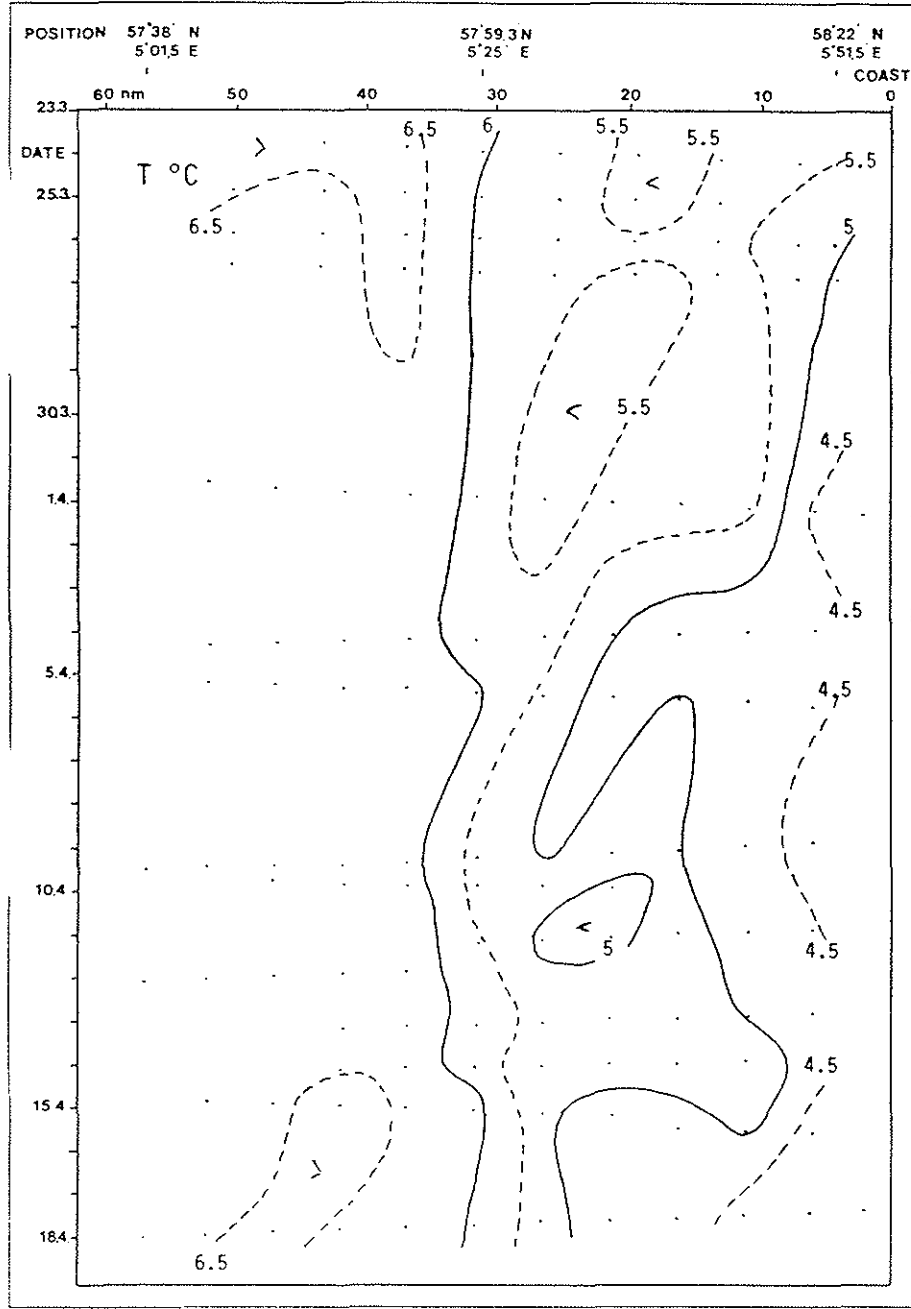


Figure 10: As Figure 9, temperature and salinity, for the 30m level



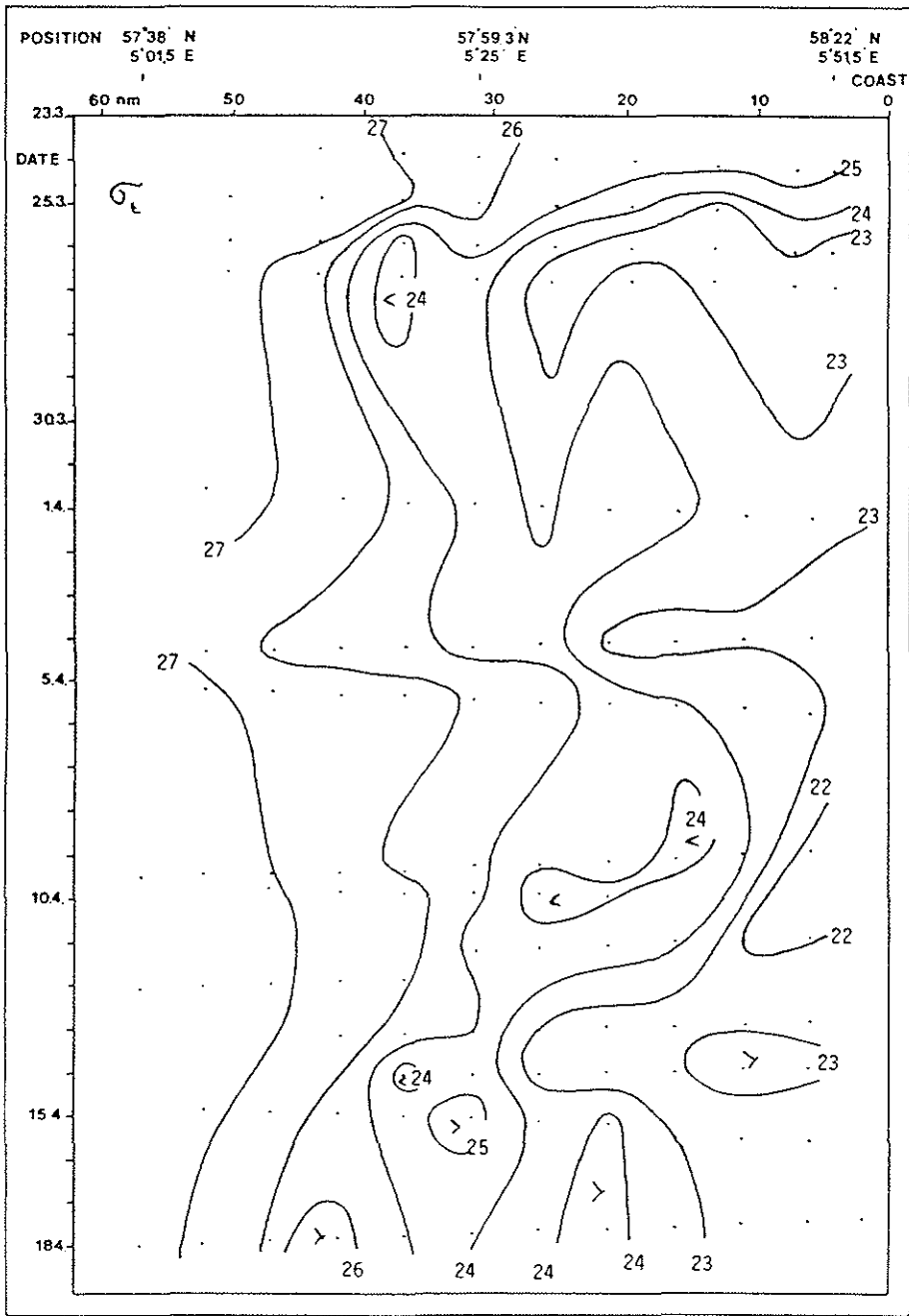


Figure 9: Temporal variability of temperature, salinity and density at the surface along section L3.

STAT: 23 POS: 57 49.0 N 5 13.5 E DATE: 23.3.83 TIME: 18.45

P (DBAR)	Z (M)	T (DEG C)	S (PPT)	THETA (DEG C)	SIGTET	DEL-D (DYN-M)	N*N (CPH)
0.	0.	6.39	34.90	6.39	27.42	0.0	0.0
10.	10.	6.40	34.91	6.40	27.43	0.006	4.74
20.	20.	6.57	35.03	6.57	27.50	0.012	2.52
30.	30.	6.59	35.06	6.58	27.52	0.018	2.08
40.	40.	6.60	35.08	6.60	27.54	0.024	2.44
50.	50.	6.61	35.11	6.61	27.56	0.029	2.71
75.	74.	6.48	35.14	6.48	27.60	0.042	1.33
100.	99.	6.51	35.18	6.50	27.63	0.054	0.0
100.	99.	6.51	35.18	6.50	27.63	0.054	0.0

STAT: 24 POS: 57 54.0 N 5 19.2 E DATE: 23.3.83 TIME: 21.08

P (DBAR)	Z (M)	T (DEG C)	S (PPT)	THETA (DEG C)	SIGTET	DEL-D (DYN-M)	N*N (CPH)
0.	0.	5.82	34.18	5.82	26.92	0.0	0.0
10.	10.	5.98	34.45	5.97	27.12	0.011	9.82
20.	20.	6.28	34.71	6.28	27.28	0.019	7.49
30.	30.	6.62	35.03	6.62	27.49	0.026	5.53
40.	40.	6.69	35.08	6.68	27.53	0.031	2.72
50.	50.	6.69	35.11	6.68	27.55	0.037	2.37
75.	74.	6.65	35.15	6.64	27.58	0.050	2.19
100.	99.	6.54	35.20	6.53	27.64	0.062	1.60
125.	124.	6.53	35.21	6.52	27.65	0.073	0.0
125.	124.	6.53	35.21	6.52	27.65	0.073	0.0

STAT: 25 POS: 57 59.3 N 5 25.0 E DATE: 23.3.83 TIME: 22.25

P (DBAR)	Z (M)	T (DEG C)	S (PPT)	THETA (DEG C)	SIGTET	DEL-D (DYN-M)	N*N (CPH)
0.	0.	4.94	33.04	4.94	26.13	0.0	0.0
10.	10.	4.93	33.05	4.93	26.14	0.019	10.45
20.	20.	5.79	34.24	5.79	26.98	0.034	13.47
30.	30.	6.02	34.53	6.02	27.18	0.044	8.28
40.	40.	6.26	34.70	6.26	27.28	0.052	4.13
50.	50.	6.71	34.88	6.70	27.36	0.059	5.22
75.	74.	7.01	35.10	7.00	27.49	0.075	2.41
100.	99.	6.34	35.13	6.83	27.55	0.090	2.67
125.	124.	6.67	35.16	6.66	27.59	0.103	2.22
150.	149.	6.60	35.18	6.58	27.62	0.115	1.69
200.	198.	6.47	35.20	6.45	27.65	0.139	0.36
215.	213.	6.47	35.20	6.45	27.65	0.146	0.0

STAT: 26 POS: 58 04.4 N 5 30.0 E DATE: 24.3.83 TIME: 0.30

P (DBAR)	Z (M)	T (DEG C)	S (PPT)	THETA (DEG C)	SIGTET	DEL-D (DYN-M)	N*N (CPH)
0.	0.	4.84	32.60	4.84	25.79	0.0	0.0
10.	10.	4.78	32.72	4.78	25.89	0.022	10.19
20.	20.	5.05	33.28	5.05	26.30	0.041	13.42
30.	30.	5.73	34.37	5.73	27.09	0.054	12.84
40.	40.	6.11	34.63	6.11	27.25	0.063	4.76
50.	50.	6.42	34.76	6.41	27.30	0.071	3.99
75.	74.	6.76	34.94	6.75	27.41	0.089	2.95
100.	99.	6.85	35.04	6.84	27.47	0.105	2.49
125.	124.	6.81	35.09	6.79	27.52	0.120	2.46
150.	149.	6.75	35.13	6.74	27.55	0.134	1.30
200.	198.	6.45	35.11	6.43	27.58	0.160	1.50
250.	248.	6.41	35.16	6.39	27.63	0.186	1.23
280.	277.	6.35	35.15	6.33	27.63	0.201	0.0

STAT: 27 POS: 58 10.0 N 5 37.0 E DATE: 24.3.83 TIME: 2.00

P (DBAR)	Z (M)	T (DEG C)	S (PPT)	THETA (DEG C)	SIGTET	DEL-D (DYN-M)	N*N (CPH)
0.	0.	4.84	32.63	4.84	25.81	0.0	0.0
10.	10.	4.84	32.64	4.84	25.82	0.022	5.80
20.	20.	4.79	32.81	4.79	25.96	0.043	10.67
30.	30.	5.38	33.31	5.38	26.69	0.060	13.72
40.	40.	5.86	34.32	5.86	27.03	0.071	9.46
50.	50.	6.33	34.71	6.33	27.28	0.081	7.57
75.	74.	6.84	35.02	6.84	27.45	0.098	3.09
100.	99.	6.97	35.07	6.96	27.48	0.113	2.52
125.	124.	6.94	35.11	6.93	27.51	0.128	1.86
150.	149.	6.93	35.12	6.92	27.52	0.143	1.41
200.	198.	6.70	35.13	6.68	27.56	0.171	1.63
250.	248.	6.41	35.13	6.39	27.61	0.197	1.53
300.	297.	6.48	35.17	6.45	27.63	0.222	*****
310.	307.	6.48	35.17	6.46	27.62	0.227	0.0

STAT: 29 POS: 58 20.0 N 5 49.0 E DATE: 24.3.83 TIME: 4.50

P (DBAR)	Z (M)	T (DEG C)	S (PPT)	THETA (DEG C)	SIGTET	DEL-D (DYN-M)	N*N (CPH)
0.	0.	4.57	32.26	4.57	25.55	0.0	0.0
10.	10.	4.77	32.65	4.77	25.83	0.024	13.39
20.	20.	5.12	33.42	5.12	26.41	0.042	13.60
30.	30.	5.54	34.15	5.53	26.94	0.056	9.40
40.	40.	5.60	34.28	5.60	27.03	0.066	6.60
50.	50.	5.75	34.51	5.75	27.20	0.076	5.86
75.	74.	6.35	34.73	6.35	27.29	0.096	3.23
100.	99.	6.75	34.88	6.74	27.36	0.115	2.85
125.	124.	6.90	34.96	6.89	27.41	0.133	2.25
150.	149.	6.96	34.99	6.95	27.42	0.150	1.09
200.	198.	7.05	35.07	7.03	27.47	0.181	2.25
250.	248.	7.06	35.12	7.04	27.51	0.214	*****
275.	272.	6.97	35.11	6.94	27.52	0.229	0.0

STAT: 34 POS: 57 43.6 N 5 07.5 E DATE: 24.3.83 TIME: 19.56

P (DBAR)	Z (M)	T (DEG C)	S (PPT)	THETA (DEG C)	SIGTET	DEL-D (DYN-M)	N*N (CPH)
0.	0.	6.32	34.98	6.32	27.49	0.0	0.0
10.	10.	6.34	34.98	6.34	27.50	0.006	0.92
20.	20.	6.41	35.05	6.41	27.54	0.012	5.93
30.	30.	6.50	35.15	6.50	27.60	0.016	1.33
40.	40.	6.41	35.15	6.41	27.62	0.021	1.73
50.	50.	6.38	35.15	6.38	27.62	0.026	0.62
75.	74.	6.38	35.16	6.37	27.63	0.038	0.62
100.	99.	6.40	35.17	6.39	27.64	0.049	1.50
105.	104.	6.40	35.17	6.40	27.64	0.052	0.0

STAT: 35 POS: 57 49.0 N 5 13.5 E DATE: 24.3.83 TIME: 21.15

P (DBAR)	Z (M)	T (DEG C)	S (PPT)	THETA (DEG C)	SIGTET	DEL-D (DYN-M)	N*N (CPH)
0.	0.	6.44	35.04	6.44	27.53	0.0	0.0
10.	10.	6.44	35.05	6.44	27.53	0.005	*****
20.	20.	6.44	35.05	6.44	27.53	0.011	3.52
30.	30.	6.44	35.13	6.44	27.60	0.016	3.26
40.	40.	6.45	35.15	6.45	27.61	0.021	1.94
50.	50.	6.46	35.16	6.45	27.62	0.026	1.52
75.	74.	6.48	35.20	6.47	27.65	0.037	1.44
100.	99.	6.49	35.21	6.48	27.66	0.048	0.0
100.	99.	6.49	35.21	6.48	27.66	0.048	0.0

STAT: 36 POS: 57 54.0 N 5 19.2 E DATE: 24.3.83 TIME: 22.19

P (DBAR)	Z (M)	T (DEG C)	S (PPT)	THETA (DEG C)	SIGTET	DEL-D (DYN-M)	N*N (CPH)
0.	0.	5.90	34.49	5.90	27.16	0.0	0.0
10.	10.	5.93	34.52	5.93	27.18	0.009	7.10
20.	20.	6.35	34.89	6.35	27.42	0.016	7.87
30.	30.	6.63	35.11	6.62	27.56	0.022	4.63
40.	40.	6.58	35.15	6.58	27.60	0.027	2.19
50.	50.	6.56	35.18	6.56	27.62	0.032	2.58
75.	74.	6.53	35.20	6.52	27.64	0.043	1.76
100.	99.	6.48	35.21	6.48	27.65	0.055	1.62
125.	124.	6.48	35.21	6.47	27.66	0.066	0.0
125.	124.	6.48	35.21	6.47	27.66	0.066	0.0

STAT: 37 POS: 57 59.3 N 5 25.0 E DATE: 24.3.83 TIME: 23.50

P (DBAR)	Z (M)	T (DEG C)	S (PPT)	THETA (DEG C)	SIGTET	DEL-D (DYN-M)	N*N (CPH)
0.	0.	4.83	32.96	4.83	26.07	0.0	0.0
10.	10.	4.83	32.96	4.83	26.08	0.019	6.52
20.	20.	5.46	33.72	5.45	26.61	0.037	14.93
30.	30.	5.98	34.38	5.98	27.06	0.048	8.51
40.	40.	6.21	34.61	6.20	27.22	0.057	7.96
50.	50.	6.65	34.92	6.65	27.40	0.065	4.94
75.	74.	6.94	35.07	6.94	27.48	0.081	2.62
100.	99.	6.77	35.13	6.76	27.55	0.095	2.37
125.	124.	6.48	35.12	6.47	27.59	0.108	1.62
150.	149.	6.47	35.13	6.46	27.59	0.121	0.95
200.	198.	6.53	35.21	6.51	27.65	0.146	2.16
225.	223.	6.51	35.21	6.49	27.66	0.157	0.0

STAT: 38 POS: 58 04.5 N 5 31.0 E DATE: 25.3.83 TIME: 1.12

P (DBAR)	Z (M)	T (DEG C)	S (PPT)	THETA (DEG C)	SIGTET	DEL-D (DYN-M)	N*N (CPH)
0.	0.	4.37	31.69	4.37	25.12	0.0	0.0
10.	10.	4.99	33.12	4.99	26.13	0.026	21.66
20.	20.	5.45	34.03	5.45	26.85	0.040	13.22
30.	30.	5.91	34.56	5.90	27.21	0.050	5.25
40.	40.	5.96	34.62	5.95	27.26	0.058	3.98
50.	50.	6.27	34.74	6.26	27.31	0.066	3.08
75.	74.	6.80	34.91	6.79	27.38	0.084	2.99
100.	99.	6.79	34.99	6.78	27.44	0.101	2.78
125.	124.	7.09	35.09	7.08	27.48	0.117	1.81
150.	149.	7.04	35.10	7.03	27.49	0.132	1.49
200.	198.	6.92	35.12	6.90	27.53	0.162	1.16
250.	248.	6.69	35.14	6.67	27.57	0.190	1.63
285.	282.	6.52	35.15	6.49	27.60	0.209	0.0

STAT: 39 POS: 58 10.0 N 5 37.0 E DATE: 25.3.83 TIME: 2.17

P (DBAR)	Z (M)	T (DEG C)	S (PPT)	THETA (DEG C)	SIGTET	DEL-D (DYN-M)	N*N (CPH)
0.	0.	4.08	30.40	4.08	24.12	0.0	0.0
10.	10.	4.54	31.83	4.54	25.21	0.035	23.56
20.	20.	4.80	32.74	4.79	25.90	0.058	8.25
30.	30.	5.10	33.33	5.10	26.34	0.077	12.50
40.	40.	5.44	33.84	5.43	26.71	0.092	10.53
50.	50.	6.11	34.53	6.10	27.17	0.103	10.50
75.	74.	6.76	34.97	6.76	27.43	0.121	3.55
100.	99.	7.01	35.10	7.00	27.50	0.137	1.00
125.	124.	6.89	35.11	6.88	27.52	0.151	1.81
150.	149.	6.85	35.13	6.84	27.54	0.165	1.64
200.	198.	6.57	35.13	6.55	27.58	0.193	1.58
250.	248.	6.40	35.14	6.37	27.61	0.219	1.44
300.	297.	6.48	35.18	6.45	27.63	0.244	****
305.	302.	6.48	35.17	6.45	27.63	0.246	0.0

STAT: 40 POS: 58 15.0 N 5 43.0 E DATE: 25.3.83 TIME: 3.44

P (DBAR)	Z (M)	T (DEG C)	S (PPT)	THETA (DEG C)	SIGTET	DEL-D (DYN-M)	N*N (CPH)
0.	0.	3.78	28.74	3.78	22.83	0.0	0.0
10.	10.	4.61	32.38	4.61	25.64	0.041	30.07
20.	20.	5.21	33.77	5.21	26.67	0.059	15.95
30.	30.	5.62	34.35	5.61	27.09	0.070	6.65
40.	40.	5.76	34.51	5.76	27.19	0.079	4.52
50.	50.	5.92	34.59	5.92	27.24	0.088	3.74
75.	74.	6.42	34.79	6.41	27.33	0.108	2.79
100.	99.	6.86	34.95	6.85	27.40	0.125	2.47
125.	124.	7.07	35.04	7.06	27.44	0.142	2.25
150.	149.	7.12	35.10	7.10	27.48	0.158	2.13
200.	198.	6.93	35.12	6.91	27.52	0.188	1.66
250.	248.	6.60	35.14	6.57	27.59	0.216	2.01
300.	297.	6.53	35.18	6.51	27.63	0.241	1.06
330.	327.	6.50	35.19	6.47	27.64	0.256	0.0

STAT: 44 POS: 57 43.6 N 5 07.5 E DATE: 25.3.83 TIME: 19.36

P (DBAR)	Z (M)	T (DEG C)	S (PPT)	THETA (DEG C)	SIGTET	DEL-D (DYN-M)	N*N (CPH)
0.	0.	6.26	34.95	6.26	27.48	0.0	0.0
10.	10.	6.27	34.95	6.27	27.48	0.006	3.39
20.	20.	6.37	35.06	6.37	27.55	0.012	4.95
30.	30.	6.43	35.13	6.42	27.60	0.016	2.26
40.	40.	6.40	35.14	6.39	27.61	0.021	0.96
50.	50.	6.38	35.15	6.37	27.62	0.026	1.55
75.	74.	6.39	35.15	6.38	27.62	0.038	1.55
100.	99.	6.41	35.16	6.40	27.63	0.049	0.83
105.	104.	6.41	35.16	6.40	27.63	0.052	0.0

STAT: 45 POS: 57 49.0 N 5 13.5 E DATE: 25.3.83 TIME: 20.44

P (DBAR)	Z (M)	T (DEG C)	S (PPT)	THETA (DEG C)	SIGTET	DEL-D (DYN-M)	N*N (CPH)
0.	0.	6.37	34.91	6.37	27.43	0.0	0.0
10.	10.	6.38	34.92	6.37	27.44	0.006	1.24
20.	20.	6.39	34.93	6.39	27.45	0.013	1.71
30.	30.	6.40	34.95	6.40	27.46	0.019	2.85
40.	40.	6.43	34.98	6.42	27.48	0.025	3.68
50.	50.	6.51	35.08	6.51	27.55	0.031	3.45
75.	74.	6.51	35.20	6.50	27.64	0.043	1.39
100.	99.	6.51	35.20	6.50	27.64	0.054	0.0
100.	99.	6.51	35.20	6.50	27.64	0.054	0.0



STAT: 46 POS: 57 54.0 N 5 19.0 E DATE: 25.3.83 TIME: 21.42

P (DBAR)	Z (M)	T (DEG C)	S (PPT)	THETA (DEG C)	SIGTET	DEL-D (DYN-M)	N*N (CPII)
0.	0.	4.23	30.06	4.23	23.83	0.0	0.0
10.	10.	5.41	32.65	5.01	25.81	0.035	30.18
20.	20.	6.47	34.93	6.47	27.44	0.049	15.26
30.	30.	6.67	35.12	6.66	27.56	0.054	3.52
40.	40.	6.63	35.12	6.63	27.56	0.060	0.83
50.	50.	6.62	35.13	6.62	27.58	0.065	1.67
75.	74.	6.56	35.17	6.56	27.61	0.077	1.90
100.	99.	6.51	35.21	6.50	27.66	0.089	0.88
120.	119.	6.50	35.21	6.49	27.66	0.098	0.0

STAT: 47 POS: 57 59.3 N 5 25.0 E DATE: 25.3.83 TIME: 22.58

P (DBAR)	Z (M)	T (DEG C)	S (PPT)	THETA (DEG C)	SIGTET	DEL-D (DYN-M)	N*N (CPII)
0.	0.	4.78	32.74	4.78	25.91	0.0	0.0
10.	10.	4.79	32.74	4.79	25.90	0.021	2.47
20.	20.	4.82	32.80	4.82	25.95	0.042	16.04
30.	30.	5.94	34.49	5.94	27.16	0.056	12.61
40.	40.	6.47	34.85	6.46	27.37	0.064	6.49
50.	50.	6.98	34.97	6.98	27.39	0.071	3.51
75.	74.	6.95	35.04	6.94	27.46	0.087	3.17
100.	99.	6.81	35.12	6.80	27.54	0.102	3.55
125.	124.	6.57	35.13	6.56	27.58	0.115	1.58
150.	149.	6.48	35.12	6.47	27.59	0.128	1.23
200.	198.	6.51	35.21	6.49	27.65	0.153	****
205.	203.	6.50	35.21	6.48	27.66	0.155	0.0

STAT: 48 POS: 58 04.5 N 5 31.0 E DATE: 26.3.83 TIME: 0.08

P (DBAR)	Z (M)	T (DEG C)	S (PPT)	THETA (DEG C)	SIGTET	DEL-D (DYN-M)	N*N (CPII)
0.	0.	3.87	29.12	3.87	23.12	0.0	0.0
10.	10.	4.89	32.87	4.89	25.99	0.039	29.58
20.	20.	5.30	33.66	5.30	26.58	0.056	14.11
30.	30.	5.88	34.43	5.87	27.11	0.068	10.33
40.	40.	5.88	34.61	5.87	27.26	0.077	5.30
50.	50.	6.13	34.71	6.12	27.30	0.085	3.53
75.	74.	6.80	34.94	6.79	27.40	0.105	3.06
100.	99.	6.96	35.03	6.95	27.45	0.119	2.42
125.	124.	7.02	35.10	7.01	27.49	0.134	2.26
150.	149.	6.85	35.11	6.83	27.53	0.149	2.13
200.	198.	6.55	35.12	6.53	27.57	0.177	1.36
250.	248.	6.50	35.16	6.47	27.62	0.203	1.46
280.	277.	6.46	35.16	6.43	27.63	0.218	0.0

STAT: 49 POS: 58 10.0 N 5 37.0 E DATE: 26.3.83 TIME: 1.32

P (DBAR)	Z (M)	T (DEG C)	S (PPT)	THETA (DEG C)	SIGTET	DEL-D (DYN-M)	N*N (CPH)
0.	0.	3.61	27.88	3.61	22.16	0.0	0.0
10.	10.	4.79	32.57	4.79	25.78	0.045	31.71
20.	20.	4.99	33.12	4.99	26.19	0.066	14.57
30.	30.	5.63	34.12	5.62	26.90	0.080	12.71
40.	40.	5.87	34.51	5.86	27.18	0.090	6.34
50.	50.	6.11	34.65	6.11	27.26	0.099	4.57
75.	74.	6.67	34.89	6.66	27.38	0.117	3.03
100.	99.	6.81	35.00	6.80	27.45	0.134	2.68
125.	124.	6.90	35.08	6.89	27.50	0.150	2.51
150.	149.	6.83	35.11	6.81	27.53	0.164	1.76
200.	198.	6.57	35.14	6.55	27.59	0.192	2.27
250.	248.	6.49	35.18	6.47	27.63	0.217	0.84
300.	297.	6.49	35.19	6.46	27.64	0.242	*****
305.	302.	6.49	35.19	6.46	27.64	0.244	0.0

STAT: 50 POS: 58 15.0 N 5 43.0 E DATE: 26.3.83 TIME: 2.34

P (DBAR)	Z (M)	T (DEG C)	S (PPT)	THETA (DEG C)	SIGTET	DEL-D (DYN-M)	N*N (CPH)
0.	0.	3.75	28.69	3.75	22.79	0.0	0.0
10.	10.	4.71	32.54	4.71	25.76	0.041	30.87
20.	20.	5.34	34.08	5.34	26.91	0.059	16.35
30.	30.	5.62	34.40	5.62	27.12	0.069	5.56
40.	40.	5.84	34.54	5.84	27.21	0.078	4.20
50.	50.	6.02	34.62	6.02	27.25	0.086	3.61
75.	74.	6.64	34.82	6.63	27.33	0.106	2.99
100.	99.	6.75	34.91	6.74	27.38	0.124	2.32
125.	124.	6.72	34.96	6.70	27.42	0.141	1.90
150.	149.	6.83	35.00	6.82	27.44	0.157	1.76
200.	198.	7.09	35.11	7.08	27.49	0.189	1.51
250.	248.	6.94	35.13	6.92	27.53	0.219	1.83
300.	297.	6.54	35.17	6.51	27.62	0.246	2.06
330.	327.	6.49	35.19	6.46	27.64	0.261	0.0

STAT: 51 POS: 58 20.0 N 5 49.0 E DATE: 26.3.83 TIME: 3.41 -

P (DBAR)	Z (M)	T (DEG C)	S (PPT)	THETA (DEG C)	SIGTET	DEL-D (DYN-M)	N*N (CPH)
0.	0.	4.00	29.19	4.00	23.17	0.0	0.0
10.	10.	4.05	29.65	4.05	23.53	0.046	21.41
20.	20.	4.60	32.63	4.60	25.84	0.079	23.64
30.	30.	5.30	33.88	5.30	26.75	0.096	12.71
40.	40.	5.63	34.31	5.62	27.05	0.107	8.64
50.	50.	5.68	34.46	5.67	27.17	0.117	4.02
75.	74.	6.01	34.61	6.00	27.25	0.138	2.91
100.	99.	5.91	34.68	5.90	27.31	0.158	3.11
125.	124.	6.77	34.90	6.76	27.37	0.177	2.10
150.	149.	6.90	34.95	6.89	27.40	0.194	1.51
200.	198.	6.96	35.00	6.95	27.43	0.229	1.77
250.	248.	6.99	35.07	6.96	27.48	0.261	1.82
290.	287.	6.99	35.12	6.96	27.52	0.286	0.0

STAT: 52 POS: 58 22.0 N 5 51.5 E DATE: 26.5.83 TIME: 4.25

P (DBAR)	Z (M)	T (DEG C)	S (PPT)	THETA (DEG C)	SIGTET	DEL-D (DYN-M)	N*N (CPH)
0.	0.	3.85	28.58	3.85	22.69	0.0	0.0
10.	10.	4.07	30.30	4.07	24.04	0.048	23.33
20.	20.	4.30	31.91	4.30	25.30	0.082	22.95
30.	30.	5.02	33.41	5.02	26.41	0.102	11.00
40.	40.	5.20	33.98	5.19	26.84	0.116	10.86
50.	50.	5.68	34.16	5.68	26.93	0.128	6.59
75.	74.	5.98	34.46	5.97	27.13	0.153	2.04
100.	99.	5.91	34.60	5.90	27.25	0.175	4.31
125.	124.	6.35	34.76	6.34	27.31	0.195	2.49
150.	149.	6.68	34.86	6.67	27.35	0.214	2.12
200.	198.	6.93	34.97	6.91	27.41	0.250	*****
205.	203.	6.94	34.99	6.92	27.42	0.253	0.0

STAT: 55 POS: 57 43.6 N 5 07.5 E DATE: 26.5.83 TIME: 14.20

P (DBAR)	Z (M)	T (DEG C)	S (PPT)	THETA (DEG C)	SIGTET	DEL-D (DYN-M)	N*N (CPH)
0.	0.	6.22	34.90	6.22	27.45	0.0	0.0
10.	10.	6.22	34.89	6.22	27.44	0.006	*****
20.	20.	6.23	34.92	6.22	27.46	0.013	6.82
30.	30.	6.31	35.14	6.31	27.62	0.018	3.55
40.	40.	6.33	35.15	6.32	27.63	0.022	0.92
50.	50.	6.35	35.16	6.34	27.63	0.027	1.71
75.	74.	6.37	35.16	6.36	27.63	0.038	0.61
100.	99.	6.37	35.17	6.36	27.64	0.050	*****
105.	104.	6.37	35.17	6.36	27.64	0.052	0.0

STAT: 56 POS: 57 49.0 N 5 13.5 E DATE: 26.5.83 TIME: 15.44

P (DBAR)	Z (M)	T (DEG C)	S (PPT)	THETA (DEG C)	SIGTET	DEL-D (DYN-M)	N*N (CPH)
0.	0.	5.34	33.40	5.34	26.37	0.0	0.0
10.	10.	5.48	33.73	5.48	26.61	0.016	17.54
20.	20.	6.36	34.95	6.36	27.46	0.024	5.93
30.	30.	6.42	35.01	6.42	27.50	0.030	3.65
40.	40.	6.47	35.05	6.47	27.53	0.036	2.22
50.	50.	6.50	35.07	6.50	27.54	0.041	1.94
75.	74.	6.51	35.19	6.51	27.64	0.054	1.27
100.	99.	6.51	35.19	6.50	27.64	0.065	0.0
100.	99.	6.51	35.19	6.50	27.64	0.065	0.0

STAT: 57 POS: 57 54.0 N 5 19.0 E DATE: 26.3.83 TIME: 16.56

P (DBAR)	Z (M)	T (DEG C)	S (PPT)	THETA (DEG C)	SIGTET	DEL-D (DYN-M)	N*N (CPH)
0.	0.	4.23	29.34	4.23	23.26	0.0	0.0
10.	10.	5.38	33.60	5.38	26.52	0.033	31.11
20.	20.	6.58	35.02	6.58	27.49	0.042	7.36
30.	30.	6.67	35.10	6.67	27.55	0.047	1.69
40.	40.	6.68	35.12	6.67	27.56	0.053	1.11
50.	50.	6.69	35.13	6.68	27.56	0.058	1.84
75.	74.	6.64	35.16	6.63	27.59	0.071	3.40
100.	99.	6.51	35.21	6.50	27.65	0.082	0.68
125.	124.	6.52	35.21	6.51	27.65	0.094	0.9
125.	124.	6.52	35.21	6.51	27.65	0.094	0.0

STAT: 59 POS: 58 04.5 N 5 31.0 E DATE: 26.3.83 TIME: 19.03

P (DBAR)	Z (M)	T (DEG C)	S (PPT)	THETA (DEG C)	SIGTET	DEL-D (DYN-M)	N*N (CPH)
0.	0.	3.85	28.27	3.85	22.45	0.0	0.0
10.	10.	4.93	32.84	4.93	25.97	0.045	34.33
20.	20.	5.03	33.28	5.02	26.31	0.064	12.52
30.	30.	5.64	34.11	5.64	26.89	0.078	12.47
40.	40.	5.99	34.57	5.98	27.21	0.087	5.49
50.	50.	6.18	34.69	6.17	27.29	0.096	4.17
75.	74.	6.74	34.90	6.74	27.38	0.114	2.91
100.	99.	6.98	35.01	6.97	27.43	0.131	2.42
125.	124.	6.98	35.08	6.97	27.48	0.147	2.10
150.	149.	6.90	35.10	6.89	27.51	0.162	1.91
200.	198.	6.68	35.13	6.67	27.56	0.190	1.80
250.	248.	6.49	35.15	6.47	27.61	0.217	1.09
285.	282.	6.48	35.15	6.45	27.61	0.235	0.0

STAT: 60 POS: 58 10.0 N 5 37.0 E DATE: 26.3.83 TIME: 20.14

P (DBAR)	Z (M)	T (DEG C)	S (PPT)	THETA (DEG C)	SIGTET	DEL-D (DYN-M)	N*N (CPH)
0.	0.	4.05	29.64	4.05	23.52	0.0	0.0
10.	10.	4.20	30.72	4.20	24.37	0.042	26.79
20.	20.	4.80	33.39	4.80	26.42	0.065	17.71
30.	30.	5.26	34.15	5.26	26.97	0.078	10.37
40.	40.	5.61	34.49	5.61	27.20	0.088	6.01
50.	50.	5.70	34.57	5.70	27.25	0.096	4.43
75.	74.	6.60	34.84	6.60	27.34	0.116	3.46
100.	99.	6.96	34.98	6.95	27.41	0.133	2.31
125.	124.	7.06	35.05	7.04	27.45	0.150	2.35
150.	149.	7.07	35.10	7.06	27.49	0.165	1.87
200.	198.	6.92	35.13	6.90	27.53	0.195	1.66
250.	243.	6.51	35.15	6.49	27.60	0.223	2.15
300.	297.	6.51	35.18	6.48	27.63	0.248	*****
310.	307.	6.50	35.18	6.47	27.63	0.253	0.0

STAT: 61 POS: 58 15.0 N 5 43.0 E DATE: 26.5.83 TIME: 21.12

P (DBAR)	Z (M)	T (DEG C)	S (PPT)	THETA (DEG C)	SIGTET	DEL-D (DYN-M)	N*N (CPH)
0.	0.	3.99	28.76	3.99	22.83	0.0	0.0
10.	10.	4.76	32.58	4.76	25.78	0.045	35.18
20.	20.	5.41	34.20	5.41	26.99	0.057	9.17
30.	30.	5.60	34.38	5.60	27.11	0.067	5.34
40.	40.	5.77	34.50	5.76	27.19	0.076	4.80
50.	50.	5.97	34.60	5.96	27.24	0.085	3.63
75.	74.	6.46	34.84	6.46	27.36	0.104	3.35
100.	99.	6.78	34.94	6.77	27.41	0.121	1.96
125.	124.	6.95	35.00	6.94	27.43	0.138	1.44
150.	149.	7.05	35.05	7.04	27.46	0.154	1.58
200.	198.	7.07	35.11	7.05	27.50	0.185	1.33
250.	248.	7.07	35.12	6.99	27.51	0.216	1.18
300.	297.	6.71	35.13	6.68	27.56	0.245	****
325.	322.	6.55	35.14	6.52	27.60	0.259	0.0

STAT: 62 POS: 58 20.0 N 5 49.0 E DATE: 26.5.83 TIME: 22.27

P (DBAR)	Z (M)	T (DEG C)	S (PPT)	THETA (DEG C)	SIGTET	DEL-D (DYN-M)	N*N (CPH)
0.	0.	3.93	28.25	3.93	22.42	0.0	0.0
10.	10.	3.93	28.31	3.93	22.48	0.054	33.02
20.	20.	4.73	33.44	4.73	26.47	0.082	15.87
30.	30.	5.42	33.91	5.42	26.77	0.096	8.51
40.	40.	5.61	34.36	5.60	27.10	0.107	9.38
50.	50.	5.76	34.48	5.76	27.17	0.116	3.72
75.	74.	6.05	34.65	6.05	27.27	0.137	3.45
100.	99.	6.36	34.77	6.36	27.32	0.157	2.82
125.	124.	6.75	34.91	6.74	27.38	0.175	1.91
150.	149.	6.89	34.98	6.88	27.41	0.192	1.60
200.	198.	7.01	35.03	6.99	27.45	0.226	1.69
250.	248.	6.99	35.07	6.97	27.48	0.258	0.0
250.	248.	6.99	35.07	6.97	27.48	0.258	0.0

STAT: 63 POS: 58 22.0 N 5 51.5 E DATE: 26.5.83 TIME: 23.03

P (DBAR)	Z (M)	T (DEG C)	S (PPT)	THETA (DEG C)	SIGTET	DEL-D (DYN-M)	N*N (CPH)
0.	0.	3.95	28.61	3.95	22.71	0.0	0.0
10.	10.	3.99	28.67	3.99	22.75	0.051	15.75
20.	20.	4.34	31.81	4.34	25.22	0.093	29.34
30.	30.	4.71	33.30	4.71	26.36	0.113	11.65
40.	40.	5.35	33.90	5.35	26.76	0.127	8.27
50.	50.	5.42	34.09	5.41	26.90	0.139	6.53
75.	74.	5.85	34.55	5.85	27.21	0.163	3.40
100.	99.	6.28	34.71	6.27	27.29	0.183	1.60
125.	124.	6.31	34.73	6.30	27.30	0.203	2.06
150.	149.	6.67	34.85	6.66	27.35	0.222	2.35
195.	193.	6.89	34.96	6.87	27.40	0.254	0.0

STAT: 65 POS: 59 50.0 N 2 44.0 E DATE: 27.3.83 TIME: 22.05

P (DBAR)	Z (M)	T (DEG C)	S (PPT)	THETA (DEG C)	SIGTET	DEL-D (DYN-M)	N*N (CPH)
0.	0.	6.62	35.19	6.62	27.62	0.0	0.0
10.	10.	6.63	35.19	6.63	27.62	0.005	1.50
20.	20.	6.63	35.19	6.63	27.62	0.009	0.68
30.	30.	6.63	35.20	6.63	27.63	0.014	0.85
40.	40.	6.63	35.19	6.63	27.62	0.018	1.33
50.	50.	6.63	35.20	6.63	27.63	0.023	0.52
75.	74.	6.64	35.19	6.63	27.62	0.035	0.52
100.	99.	6.64	35.20	6.63	27.63	0.047	0.0
100.	99.	6.64	35.20	6.63	27.63	0.047	0.0

STAT: 66 POS: 59 50.0 N 2 53.5 E DATE: 28.3.83 TIME: 0.31

P (DBAR)	Z (M)	T (DEG C)	S (PPT)	THETA (DEG C)	SIGTET	DEL-D (DYN-M)	N*N (CPH)
0.	0.	6.92	35.17	6.92	27.57	0.0	0.0
10.	10.	6.93	35.18	6.92	27.57	0.005	0.96
20.	20.	6.93	35.18	6.93	27.57	0.010	0.28
30.	30.	6.93	35.18	6.93	27.57	0.015	0.51
40.	40.	6.93	35.17	6.93	27.57	0.021	1.00
50.	50.	6.93	35.18	6.93	27.57	0.026	0.48
75.	74.	6.94	35.18	6.94	27.57	0.039	0.0
75.	74.	6.94	35.18	6.94	27.57	0.039	0.0

STAT: 67 POS: 59 50.0 N 3 03.8 E DATE: 28.3.83 TIME: 1.21

P (DBAR)	Z (M)	T (DEG C)	S (PPT)	THETA (DEG C)	SIGTET	DEL-D (DYN-M)	N*N (CPH)
0.	0.	7.03	35.22	7.03	27.58	0.0	0.0
10.	10.	7.04	35.23	7.04	27.60	0.005	1.55
20.	20.	7.05	35.22	7.04	27.58	0.010	1.10
30.	30.	7.04	35.22	7.04	27.59	0.015	1.27
40.	40.	7.05	35.23	7.04	27.59	0.020	0.79
50.	50.	7.04	35.23	7.04	27.60	0.025	1.00
55.	55.	7.04	35.23	7.03	27.60	0.027	0.0

STAT: 68 POS: 59 50.0 N 3 13.3 F DATE: 28.3.83 TIME: 5.06

P (DBAR)	Z (M)	T (DEG C)	S (PPT)	THETA (DEG C)	SIGTET	DEL-D (DYN-M)	N*N (CPH)
0.	0.	6.88	35.10	6.88	27.52	0.0	0.0
10.	10.	6.92	35.12	6.92	27.52	0.006	1.69
20.	20.	7.03	35.17	7.03	27.55	0.011	2.48
30.	30.	7.18	35.20	7.18	27.55	0.016	1.41
40.	40.	7.20	35.21	7.19	27.56	0.022	1.67
50.	50.	7.22	35.21	7.22	27.55	0.027	1.62
75.	74.	7.23	35.22	7.23	27.56	0.040	0.53
100.	99.	7.28	35.23	7.27	27.56	0.053	0.56
125.	124.	7.27	35.26	7.26	27.58	0.067	1.72
150.	149.	7.27	35.28	7.26	27.60	0.079	0.0
150.	149.	7.27	35.28	7.26	27.60	0.079	0.0

STAT: 69 POS: 59 50.0 N 3 23.5 E DATE: 28.3.83 TIME: 4.16

P (DBAR)	Z (M)	T (DEG C)	S (PPT)	THETA (DEG C)	SIGTET	DEL-D (DYN-M)	N*N (CPH)
0.	0.	5.74	34.45	5.74	27.15	0.0	0.0
10.	10.	6.20	34.66	6.20	27.26	0.009	8.14
20.	20.	6.65	34.94	6.63	27.42	0.016	5.41
30.	30.	6.98	35.06	6.98	27.46	0.022	0.96
40.	40.	7.00	35.07	7.00	27.47	0.028	1.47
50.	50.	7.02	35.09	7.01	27.48	0.034	0.59
75.	74.	7.25	35.17	7.24	27.52	0.049	3.06
100.	99.	7.41	35.23	7.40	27.54	0.063	1.57
125.	124.	7.40	35.25	7.39	27.56	0.076	1.37
150.	149.	7.41	35.27	7.39	27.57	0.090	0.88
200.	198.	7.34	35.27	7.32	27.59	0.116	1.09
230.	228.	7.20	35.27	7.18	27.61	0.132	0.0

STAT: 70 POS: 59 50.0 N 3 35.7 E DATE: 28.3.83 TIME: 5.56

P (DBAR)	Z (M)	T (DEG C)	S (PPT)	THETA (DEG C)	SIGTET	DEL-D (DYN-M)	N*N (CPH)
0.	0.	5.83	34.44	5.83	27.13	0.0	0.0
10.	10.	5.98	34.50	5.98	27.16	0.009	8.56
20.	20.	7.03	35.04	7.03	27.44	0.017	5.58
30.	30.	7.25	35.12	7.25	27.48	0.023	2.97
40.	40.	7.44	35.18	7.43	27.49	0.029	1.84
50.	50.	7.49	35.20	7.48	27.50	0.034	1.42
75.	74.	7.36	35.21	7.35	27.53	0.049	1.92
100.	99.	7.39	35.23	7.38	27.55	0.063	1.52
125.	124.	7.46	35.26	7.45	27.56	0.076	1.26
150.	149.	7.45	35.26	7.44	27.56	0.090	1.30
200.	198.	7.31	35.28	7.29	27.59	0.116	1.45
250.	248.	7.24	35.29	7.22	27.62	0.142	*****
265.	263.	7.25	35.29	7.22	27.62	0.149	0.0

STAT: 71 POS: 59 50.0 N 3 43.6 E DATE: 28.3.83 TIME: 6.55

P (DBAR)	Z (M)	T (DEG C)	S (PPT)	THETA (DEG C)	SIGTET	DEL-D (DYN-M)	N*N (CPH)
0.	0.	6.79	34.96	6.79	27.41	0.0	0.0
10.	10.	6.79	34.96	6.79	27.41	0.007	0.28
20.	20.	6.79	34.96	6.79	27.41	0.013	0.00
30.	30.	6.86	35.00	6.86	27.44	0.020	2.58
40.	40.	7.07	35.07	7.07	27.46	0.026	3.75
50.	50.	7.29	35.15	7.29	27.50	0.032	2.55
75.	74.	7.36	35.20	7.35	27.53	0.046	0.74
100.	99.	7.46	35.23	7.45	27.54	0.060	0.88
125.	124.	7.34	35.23	7.32	27.55	0.074	1.08
150.	149.	7.39	35.25	7.37	27.57	0.088	1.11
200.	198.	7.23	35.26	7.21	27.59	0.115	1.33
250.	248.	7.17	35.27	7.14	27.61	0.140	*****
270.	268.	7.19	35.28	7.16	27.61	0.151	0.0

STAT: 72 POS: 59 50.0 N 3 54.0 E DATE: 28.3.83 TIME: 8.24

P (DBAR)	Z (M)	T (DEG C)	S (PPT)	THE1A (DEG C)	SIGTET	DEL-D (DYN-M)	N*N (CPH)
0.	0.	5.87	34.49	5.87	27.17	0.0	0.0
10.	10.	6.24	34.65	6.24	27.25	0.009	5.59
20.	20.	6.45	34.74	6.44	27.29	0.017	5.71
30.	30.	7.06	34.99	7.05	27.40	0.024	3.60
40.	40.	7.13	35.02	7.12	27.42	0.030	2.42
50.	50.	7.07	35.04	7.07	27.44	0.037	2.12
75.	74.	7.09	35.07	7.08	27.46	0.053	1.11
100.	99.	7.20	35.14	7.20	27.50	0.068	1.64
125.	124.	7.32	35.18	7.30	27.52	0.082	1.82
150.	149.	7.40	35.22	7.38	27.54	0.097	1.56
200.	198.	7.52	35.28	7.50	27.57	0.125	1.21
250.	248.	7.36	35.27	7.33	27.59	0.152	****
260.	258.	7.31	35.27	7.28	27.59	0.157	0.0

STAT: 73 POS: 59 49.7 N 4 03.7 E DATE: 28.3.83 TIME: 9.18

P (DBAR)	Z (M)	T (DEG C)	S (PPT)	THETA (DEG C)	SIGTET	DEL-D (DYN-M)	N*N (CPH)
0.	0.	5.88	34.41	5.88	27.10	0.0	0.0
10.	10.	6.37	34.61	6.37	27.20	0.009	6.36
20.	20.	6.51	34.70	6.51	27.25	0.018	3.20
30.	30.	6.70	34.78	6.70	27.29	0.025	2.71
40.	40.	6.78	34.82	6.77	27.31	0.033	3.04
50.	50.	6.88	34.88	6.87	27.34	0.041	4.64
75.	74.	7.18	35.06	7.18	27.44	0.057	2.32
100.	99.	7.26	35.12	7.25	27.48	0.073	1.93
125.	124.	7.23	35.15	7.22	27.51	0.088	1.74
150.	149.	7.38	35.21	7.37	27.53	0.103	1.52
200.	198.	7.52	35.27	7.50	27.56	0.131	0.95
250.	248.	7.16	35.24	7.13	27.59	0.158	****
260.	258.	7.18	35.25	7.16	27.60	0.163	0.0

STAT: 74 POS: 59 50.0 N 4 13.7 E DATE: 28.3.83 TIME: 11.30

P (DBAR)	Z (M)	T (DEG C)	S (PPT)	THETA (DEG C)	SIGTET	DEL-D (DYN-M)	N*N (CPH)
0.	0.	6.31	34.65	6.31	27.24	0.0	0.0
10.	10.	6.33	34.70	6.33	27.27	0.008	2.64
20.	20.	6.49	34.78	6.49	27.32	0.016	4.01
30.	30.	6.62	34.83	6.61	27.34	0.023	2.34
40.	40.	6.73	34.88	6.72	27.36	0.030	3.70
50.	50.	6.93	34.97	6.93	27.41	0.037	2.41
75.	74.	7.04	35.02	7.03	27.43	0.054	0.00
100.	99.	7.24	35.11	7.23	27.48	0.070	2.39
125.	124.	7.26	35.14	7.25	27.49	0.085	1.37
150.	149.	7.31	35.20	7.30	27.54	0.100	1.60
200.	198.	7.14	35.19	7.12	27.55	0.128	1.51
250.	248.	7.18	35.24	7.16	27.58	0.156	****
275.	272.	7.14	35.25	7.12	27.60	0.169	0.0

STAT: 75 POS: 59 50.0 N 4 23.7 E DATE: 28.3.83 TIME: 12.21

P (DBAR)	Z (M)	T (DEG C)	S (PPT)	THETA (DEG C)	SIGTET	DEL-D (DYN-M)	N*N (CPH)
0.	0.	5.89	34.38	5.89	27.08	0.0	0.0
10.	10.	5.95	34.49	5.95	27.15	0.009	4.37
20.	20.	6.22	34.60	6.22	27.20	0.018	3.33
30.	30.	6.28	34.62	6.28	27.22	0.027	2.24
40.	40.	6.43	34.69	6.42	27.25	0.035	4.62
50.	50.	6.75	34.84	6.75	27.32	0.043	4.76
75.	74.	6.98	35.01	6.97	27.43	0.060	3.49
100.	99.	7.08	35.09	7.07	27.48	0.076	2.85
125.	124.	7.20	35.15	7.19	27.51	0.091	1.50
150.	149.	7.18	35.16	7.16	27.52	0.106	1.68
200.	198.	7.10	35.20	7.08	27.56	0.134	1.74
250.	248.	7.12	35.26	7.10	27.61	0.160	*****
270.	268.	7.07	35.26	7.05	27.61	0.171	0.0

STAT: 76 POS: 59 50.0 N 4 33.6 E DATE: 28.3.83 TIME: 13.46

P (DBAR)	Z (M)	T (DEG C)	S (PPT)	THETA (DEG C)	SIGTET	DEL-D (DYN-M)	N*N (CPH)
0.	0.	5.58	32.81	5.58	25.87	0.0	0.0
10.	10.	4.92	33.27	4.92	26.31	0.020	14.77
20.	20.	5.67	34.14	5.67	26.91	0.034	11.64
30.	30.	5.95	34.31	5.95	27.01	0.045	5.70
40.	40.	6.23	34.53	6.23	27.15	0.055	5.78
50.	50.	6.54	34.68	6.54	27.23	0.064	3.85
75.	74.	6.90	34.91	6.90	27.36	0.083	2.32
100.	99.	6.98	34.99	6.97	27.41	0.100	2.49
125.	124.	7.04	35.03	7.03	27.44	0.117	1.92
150.	149.	7.20	35.11	7.19	27.48	0.133	2.31
200.	198.	7.17	35.17	7.15	27.53	0.162	1.84
250.	248.	6.86	35.17	6.84	27.57	0.190	*****
260.	258.	6.92	35.20	6.90	27.59	0.196	0.0

STAT: 77 POS: 59 50.0 N 4 43.6 E DATE: 28.3.83 TIME: 14.41

P (DBAR)	Z (M)	T (DEG C)	S (PPT)	THETA (DEG C)	SIGTET	DEL-D (DYN-M)	N*N (CPH)
0.	0.	5.14	32.85	5.14	25.95	0.0	0.0
10.	10.	5.14	33.15	5.14	26.19	0.020	13.30
20.	20.	5.36	33.77	5.36	26.66	0.035	7.32
30.	30.	5.62	33.97	5.62	26.78	0.048	8.01
40.	40.	6.02	34.25	6.01	26.96	0.060	5.65
50.	50.	6.10	34.35	6.09	27.03	0.071	6.54
75.	74.	6.73	34.75	6.72	27.26	0.093	3.72
100.	99.	6.90	34.91	6.89	27.36	0.112	2.76
125.	124.	6.99	35.00	6.98	27.42	0.129	2.52
150.	149.	7.24	35.12	7.23	27.48	0.145	2.59
200.	198.	7.25	35.23	7.23	27.57	0.174	*****
210.	208.	7.26	35.25	7.24	27.58	0.179	0.0

STAT: 78 POS: 59 50.0 N 4 53.6 E DATE: 28.3.83 TIME: 16.09

P (DBAR)	Z (M)	T (DEG C)	S (PPT)	THETA (DEG C)	SIGTET	DEL-D (DYN-M)	N*N (CPH)
0.	0.	4.98	33.16	4.98	26.21	0.0	0.0
10.	10.	4.98	33.16	4.98	26.21	0.018	0.28
20.	20.	5.10	33.30	5.09	26.32	0.036	8.14
30.	30.	5.38	33.56	5.38	26.49	0.052	6.25
40.	40.	5.35	33.80	5.35	26.69	0.066	8.32
50.	50.	5.56	33.99	5.55	26.81	0.079	5.26
75.	74.	6.41	34.54	6.41	27.13	0.106	3.89
100.	99.	6.68	34.79	6.67	27.29	0.128	5.34
125.	124.	7.00	34.98	6.98	27.41	0.146	3.07
150.	149.	7.23	35.13	7.21	27.49	0.162	2.45
200.	198.	6.82	35.16	6.80	27.57	0.191	1.93
240.	238.	7.07	35.26	7.05	27.62	0.212	0.0

STAT: 79 POS: 59 49.8 N 4 59.6 E DATE: 28.3.83 TIME: 17.44

P (DBAR)	Z (M)	T (DEG C)	S (PPT)	THETA (DEG C)	SIGTET	DEL-D (DYN-M)	N*N (CPH)
0.	0.	5.01	33.36	5.01	26.37	0.0	0.0
10.	10.	4.92	33.37	4.92	26.39	0.016	3.43
20.	20.	4.93	33.42	4.93	26.43	0.032	3.04
30.	30.	4.98	33.46	4.98	26.46	0.048	3.30
40.	40.	5.24	33.66	5.24	26.59	0.063	7.03
50.	50.	5.38	33.81	5.38	26.69	0.077	4.92
65.	64.	5.93	34.17	5.92	26.90	0.096	0.0

STAT: 80 POS: 59 12.0 N 5 06.0 E DATE: 28.3.83 TIME: 23.33

P (DBAR)	Z (M)	T (DEG C)	S (PPT)	THETA (DEG C)	SIGTET	DEL-D (DYN-M)	N*N (CPH)
0.	0.	4.32	31.02	4.32	24.59	0.0	0.0
10.	10.	4.63	32.52	4.63	25.75	0.029	17.65
20.	20.	4.76	33.12	4.76	26.21	0.049	8.91
30.	30.	5.07	33.30	5.07	26.32	0.066	7.73
40.	40.	5.44	33.55	5.44	26.48	0.082	6.89
50.	50.	5.75	33.82	5.75	26.65	0.097	6.00
75.	74.	6.12	34.18	6.11	26.89	0.129	5.12
90.	89.	6.26	34.30	6.25	26.97	0.146	0.0

STAT: 81 POS: 59 12.0 N 4 56.0 E DATE: 29.3.83 TIME: 1.36

P (DBAR)	Z (M)	T (DEG C)	S (PPT)	THETA (DEG C)	SIGTET	DEL-D (DYN-M)	N*N (CPH)
0.	0.	4.57	31.01	4.57	24.56	0.0	0.0
10.	10.	4.49	32.70	4.49	25.90	0.030	19.98
20.	20.	4.66	32.94	4.66	26.08	0.050	8.60
30.	30.	4.90	33.16	4.90	26.23	0.068	7.34
40.	40.	5.08	33.41	5.07	26.41	0.085	5.66
50.	50.	5.15	33.55	5.14	26.51	0.101	7.64
75.	74.	5.85	34.30	5.84	27.02	0.132	7.90
100.	99.	7.21	34.83	7.20	27.26	0.155	4.85
125.	124.	7.28	34.96	7.27	27.35	0.175	2.95
150.	149.	7.34	35.02	7.32	27.39	0.193	2.20
200.	198.	7.18	35.09	7.16	27.47	0.227	*****
205.	203.	7.19	35.09	7.17	27.47	0.230	0.0

STAT: 82 POS: 59 12.0 N 4 46.2 E DATE: 29.3.83 TIME: 3.15

P (DBAR)	Z (M)	T (DEG C)	S (PPT)	THETA (DEG C)	SIGTET	DEL-D (DYN-M)	N*N (CPH)
0.	0.	4.74	33.08	4.74	26.18	0.0	0.0
10.	10.	4.84	33.27	4.84	26.28	0.018	8.91
20.	20.	5.09	33.61	5.08	26.57	0.034	9.40
30.	30.	5.55	33.99	5.55	26.81	0.047	8.07
40.	40.	5.96	34.32	5.96	27.02	0.059	6.87
50.	50.	6.20	34.51	6.19	27.14	0.068	6.07
75.	74.	6.86	34.82	6.85	27.30	0.089	3.17
100.	99.	7.04	34.95	7.03	27.37	0.108	2.45
125.	124.	7.11	35.01	7.09	27.42	0.125	1.75
150.	149.	7.13	35.04	7.11	27.43	0.142	2.14
200.	198.	7.00	35.12	6.98	27.52	0.173	2.29
220.	218.	6.82	35.15	6.80	27.57	0.184	0.0

STAT: 83 POS: 59 12.0 N 4 36.5 E DATE: 29.3.83 TIME: 4.40

P (DBAR)	Z (M)	T (DEG C)	S (PPT)	THETA (DEG C)	SIGTET	DEL-D (DYN-M)	N*N (CPH)
0.	0.	4.52	32.98	4.52	26.13	0.0	0.0
10.	10.	4.52	32.99	4.52	26.13	0.019	2.81
20.	20.	4.62	33.15	4.62	26.25	0.037	7.83
30.	30.	5.14	33.59	5.14	26.54	0.054	8.87
40.	40.	5.24	33.70	5.24	26.61	0.068	5.04
50.	50.	5.29	33.89	5.28	26.76	0.082	6.39
75.	74.	5.67	34.17	5.67	26.94	0.111	3.32
100.	99.	6.22	34.53	6.21	27.15	0.137	3.54
125.	124.	6.50	34.74	6.49	27.28	0.158	4.36
150.	149.	6.81	34.92	6.80	27.39	0.177	3.18
200.	198.	6.93	35.13	6.91	27.53	0.209	2.26
250.	248.	6.69	35.16	6.66	27.59	0.237	0.0
250.	248.	6.69	35.16	6.66	27.59	0.237	0.0

STAT: 87 POS: 59 12.0 N 3 58.0 E DATE: 29.3.83 TIME: 11.02

P (DBAR)	Z (M)	T (DEG C)	S (PPT)	THETA (DEG C)	SIGTET	DEL-D (DYN-M)	N*N (CPH)
0.	0.	4.65	32.75	4.65	25.93	0.0	0.0
10.	10.	4.64	32.76	4.64	25.94	0.021	4.05
20.	20.	4.78	33.15	4.78	26.24	0.040	11.33
30.	30.	5.15	33.55	5.15	26.51	0.057	9.51
40.	40.	5.43	33.86	5.43	26.72	0.071	9.59
50.	50.	6.10	34.50	6.10	27.14	0.082	8.50
75.	74.	6.27	34.71	6.26	27.29	0.103	3.91
100.	99.	6.96	34.94	6.95	27.38	0.121	3.13
125.	124.	7.08	35.01	7.07	27.41	0.139	2.44
150.	149.	7.14	35.08	7.13	27.47	0.155	2.09
200.	198.	7.09	35.15	7.07	27.53	0.185	2.02
250.	248.	6.64	35.14	6.62	27.58	0.213	*****
270.	268.	6.60	35.15	6.58	27.60	0.224	0.0

STAT: 88 POS: 59 12.0 N 3 48.5 E DATE: 29.3.83 TIME: 12.56

P (DBAR)	Z (M)	T (DEG C)	S (PPT)	THETA (DEG C)	SIGTET	DEL-D (DYN-M)	N*N (CPH)
0.	0.	5.07	33.63	5.07	26.58	0.0	0.0
10.	10.	5.07	33.63	5.07	26.58	0.014	2.13
20.	20.	5.08	33.66	5.08	26.60	0.029	2.58
30.	30.	5.18	33.76	5.18	26.67	0.043	12.22
40.	40.	6.26	34.59	6.25	27.19	0.053	7.08
50.	50.	6.28	34.66	6.27	27.25	0.062	3.33
75.	74.	6.69	34.87	6.68	27.36	0.081	4.10
100.	99.	7.10	35.00	7.09	27.41	0.098	2.12
125.	124.	7.01	35.05	7.00	27.46	0.114	2.54
150.	149.	6.96	35.11	6.94	27.52	0.130	2.32
200.	198.	6.87	35.15	6.85	27.56	0.158	1.60
245.	243.	6.69	35.18	6.67	27.60	0.182	0.0

STAT: 89 POS: 59 12.0 N 3 38.5 E DATE: 29.3.83 TIME: 14.56

P (DBAR)	Z (M)	T (DEG C)	S (PPT)	THETA (DEG C)	SIGTET	DEL-D (DYN-M)	N*N (CPH)
0.	0.	5.42	33.92	5.42	26.77	0.0	0.0
10.	10.	5.43	33.93	5.43	26.78	0.013	1.15
20.	20.	5.46	33.96	5.46	26.79	0.025	8.62
30.	30.	6.31	34.64	6.31	27.23	0.035	8.40
40.	40.	6.72	34.79	6.72	27.29	0.044	4.48
50.	50.	6.73	34.83	6.72	27.32	0.051	3.64
75.	74.	6.92	34.95	6.92	27.39	0.069	3.32
100.	99.	7.15	35.08	7.14	27.46	0.085	1.24
125.	124.	7.02	35.12	7.01	27.51	0.100	1.90
150.	149.	7.02	35.16	7.01	27.54	0.115	2.07
200.	198.	7.43	35.28	7.41	27.58	0.142	1.48
230.	228.	7.29	35.28	7.27	27.60	0.158	0.0

STAT: 84 POS: 59 12.0 N 4 26.8 E DATE: 29.3.83 TIME: 5.59

P (DBAR)	Z (M)	T (DEG C)	S (PPT)	THETA (DEG C)	SIGTET	DEL-D (DYN-M)	N*N (CPH)
0.	0.	4.50	32.86	4.50	26.03	0.0	0.0
10.	10.	4.50	32.36	4.50	26.03	0.020	0.00
20.	20.	4.63	33.02	4.63	26.14	0.039	8.36
30.	30.	4.89	33.41	4.89	26.43	0.056	9.29
40.	40.	4.99	33.62	4.99	26.58	0.072	5.21
50.	50.	5.05	33.69	5.05	26.63	0.086	4.31
75.	74.	5.33	33.90	5.32	26.77	0.119	3.79
100.	99.	5.76	34.20	5.75	26.95	0.149	4.06
125.	124.	6.26	34.53	6.25	27.15	0.175	4.55
150.	149.	6.72	34.81	6.71	27.31	0.196	4.69
200.	198.	7.27	35.10	7.26	27.46	0.231	2.01
240.	238.	6.78	35.16	6.76	27.58	0.255	0.0

STAT: 85 POS: 59 12.0 N 4 17.0 E DATE: 29.3.83 TIME: 7.15

P (DBAR)	Z (M)	T (DEG C)	S (PPT)	THETA (DEG C)	SIGTET	DEL-D (DYN-M)	N*N (CPH)
0.	0.	4.52	32.90	4.52	26.07	0.0	0.0
10.	10.	4.51	32.90	4.51	26.06	0.019	0.62
20.	20.	4.57	32.92	4.56	26.07	0.039	6.42
30.	30.	4.88	33.26	4.88	26.31	0.057	9.71
40.	40.	4.96	33.56	4.96	26.54	0.073	4.93
50.	50.	5.00	33.66	5.00	26.61	0.087	4.96
75.	74.	5.26	33.87	5.26	26.75	0.121	5.89
100.	99.	5.91	34.31	5.90	27.02	0.150	5.44
125.	124.	6.36	34.56	6.35	27.16	0.175	4.54
150.	149.	6.81	34.84	6.79	27.32	0.196	3.98
200.	198.	7.20	35.09	7.18	27.47	0.231	2.44
250.	248.	6.86	35.16	6.84	27.56	0.261	*****
265.	263.	6.81	35.15	6.78	27.57	0.269	0.0

STAT: 86 POS: 59 12.0 N 4 07.5 E DATE: 29.3.83 TIME: 8.08

P (DBAR)	Z (M)	T (DEG C)	S (PPT)	THETA (DEG C)	SIGTET	DEL-D (DYN-M)	N*N (CPH)
0.	0.	4.56	32.65	4.56	25.86	0.0	0.0
10.	10.	4.55	32.64	4.55	25.85	0.021	6.27
20.	20.	4.68	33.20	4.68	26.28	0.041	11.58
30.	30.	5.08	33.49	5.08	26.46	0.057	6.69
40.	40.	5.02	33.62	5.02	26.58	0.072	4.18
50.	50.	5.18	33.77	5.18	26.68	0.087	6.77
75.	74.	5.68	34.17	5.67	26.94	0.117	5.02
100.	99.	6.65	34.64	6.65	27.19	0.142	4.03
125.	124.	6.68	34.81	6.67	27.32	0.162	3.55
150.	149.	6.96	34.94	6.94	27.38	0.181	2.80
200.	198.	7.18	35.10	7.16	27.48	0.214	2.45
250.	243.	6.68	35.16	6.66	27.59	0.243	*****
275.	272.	6.73	35.17	6.70	27.59	0.256	0.0

STAT: 90 POS: 58 49.0 N 5 18.4 E DATE: 30.3.83 TIME: 7.57

P (DBAR)	Z (M)	T (DEG C)	S (PPT)	THETA (DEG C)	SIGTET	DEL-D (DYN-M)	N*N (CPH)
0.	0.	3.90	29.04	3.90	23.06	0.0	0.0
10.	10.	3.93	29.08	3.93	23.09	0.048	4.43
20.	20.	3.98	29.22	3.97	23.19	0.095	7.45
30.	30.	4.01	29.48	4.01	23.39	0.141	8.20
40.	40.	4.20	30.56	4.19	24.24	0.183	25.64
50.	50.	4.69	33.13	4.69	26.22	0.209	16.63
75.	74.	5.40	33.84	5.40	26.71	0.247	0.0
75.	74.	5.40	33.84	5.40	26.71	0.247	0.0

STAT: 91 POS: 58 46.0 N 5 10.5 E DATE: 30.3.83 TIME: 10.00

P (DBAR)	Z (M)	T (DEG C)	S (PPT)	THETA (DEG C)	SIGTET	DEL-D (DYN-M)	N*N (CPH)
0.	0.	3.95	29.12	3.95	23.11	0.0	0.0
10.	10.	3.96	29.23	3.96	23.20	0.047	9.69
20.	20.	4.10	30.12	4.09	23.89	0.091	21.88
30.	30.	4.36	31.58	4.36	25.03	0.124	10.16
40.	40.	4.68	32.78	4.68	25.95	0.150	17.02
50.	50.	5.07	33.40	5.06	26.40	0.168	11.13
75.	74.	5.82	34.24	5.82	26.98	0.201	6.30
100.	99.	6.41	34.61	6.40	27.19	0.225	4.86
125.	124.	6.64	34.82	6.62	27.33	0.246	3.49
150.	149.	6.91	34.96	6.90	27.40	0.264	2.54
195.	193.	7.20	35.11	7.18	27.48	0.293	0.0

STAT: 92 POS: 58 43.0 N 5 02.5 E DATE: 30.3.83 TIME: 12.18

P (DBAR)	Z (M)	T (DEG C)	S (PPT)	THETA (DEG C)	SIGTET	DEL-D (DYN-M)	N*N (CPH)
0.	0.	4.15	29.62	4.15	23.49	0.0	0.0
10.	10.	4.30	30.77	4.30	24.39	0.041	22.14
20.	20.	4.56	31.84	4.55	25.22	0.071	7.89
30.	30.	4.60	32.04	4.60	25.37	0.097	9.84
40.	40.	5.13	33.51	5.12	26.48	0.120	17.27
50.	50.	5.55	33.91	5.54	26.74	0.134	9.54
75.	74.	6.06	34.36	6.05	27.04	0.162	5.06
100.	99.	6.61	34.64	6.60	27.19	0.185	5.23
125.	124.	7.13	34.93	7.11	27.35	0.205	4.07
150.	149.	7.15	35.08	7.14	27.46	0.222	3.07
190.	188.	6.95	35.16	6.93	27.55	0.247	0.0



STAT: 93 POS: 58 40.0 N 4 54.0 E DATE: 30.3.83 TIME: 14.19

P (DBAR)	Z (M)	T (DEG C)	S (PPT)	THETA (DEG C)	SIGTET	DEL-D (DYN-M)	N*N (CPH)
0.	0.	4.62	31.32	4.62	24.80	0.0	0.0
10.	10.	4.62	31.87	4.62	25.23	0.029	10.16
20.	20.	4.68	32.25	4.67	25.53	0.056	12.30
30.	30.	5.03	33.40	5.02	26.41	0.077	14.65
40.	40.	5.17	33.57	5.17	26.52	0.092	6.23
50.	50.	5.34	33.76	5.33	26.65	0.106	7.60
75.	74.	6.07	34.37	6.06	27.04	0.135	5.79
100.	99.	6.86	34.80	6.85	27.28	0.157	4.91
125.	124.	6.84	34.92	6.83	27.38	0.176	2.78
150.	149.	6.97	35.02	6.96	27.44	0.193	1.54
200.	198.	7.20	35.16	7.18	27.52	0.224	****
210.	208.	6.99	35.15	6.97	27.54	0.229	0.0

STAT: 94 POS: 58 37.8 N 4 46.6 E DATE: 30.3.83 TIME: 17.19

P (DBAR)	Z (M)	T (DEG C)	S (PPT)	THETA (DEG C)	SIGTET	DEL-D (DYN-M)	N*N (CPH)
0.	0.	4.71	31.89	4.71	25.24	0.0	0.0
10.	10.	4.64	32.04	4.64	25.36	0.027	9.89
20.	20.	4.85	32.95	4.85	26.06	0.050	15.15
30.	30.	4.95	33.38	4.95	26.39	0.068	6.97
40.	40.	5.06	33.58	5.06	26.54	0.083	7.27
50.	50.	5.31	33.78	5.31	26.67	0.098	7.78
75.	74.	6.04	34.49	6.04	27.14	0.126	6.33
100.	99.	6.44	34.72	6.43	27.27	0.148	3.55
125.	124.	6.80	34.87	6.79	27.35	0.167	2.47
150.	149.	6.95	34.99	6.93	27.42	0.185	2.87
200.	198.	7.15	35.11	7.13	27.49	0.217	2.11
225.	223.	7.05	35.13	7.01	27.52	0.232	0.0

STAT: 95 POS: 58 35.0 N 4 38.0 E DATE: 30.3.83 TIME: 19.10

P (DBAR)	Z (M)	T (DEG C)	S (PPT)	THETA (DEG C)	SIGTET	DEL-D (DYN-M)	N*N (CPH)
0.	0.	4.80	32.19	4.80	25.47	0.0	0.0
10.	10.	4.80	32.18	4.80	25.46	0.025	3.08
20.	20.	4.77	32.27	4.76	25.53	0.050	12.51
30.	30.	5.11	33.56	5.10	26.52	0.070	14.07
40.	40.	5.29	33.75	5.29	26.65	0.084	4.90
50.	50.	5.49	33.93	5.49	26.77	0.098	8.42
75.	74.	6.20	34.57	6.20	27.19	0.124	5.19
100.	99.	6.51	34.75	6.50	27.29	0.145	3.29
125.	124.	6.82	34.92	6.81	27.38	0.163	2.46
150.	149.	7.01	34.99	6.99	27.41	0.181	2.65
200.	198.	7.13	35.13	7.11	27.50	0.213	2.20
250.	243.	6.63	35.16	6.60	27.60	0.242	****
260.	258.	6.61	35.15	6.59	27.59	0.247	0.0

STAT: 96 POS: 58 32.0 N 4 30.0 E DATE: 30.3.83 TIME: 20.57

P (DBAR)	Z (M)	T (DEG C)	S (PPT)	THETA (DEG C)	SIGTET	DEL-D (DYN-M)	N*N (CPH)
0.	0.	4.81	32.06	4.81	25.36	0.0	0.0
10.	10.	4.82	32.07	4.82	25.37	0.026	2.24
20.	20.	4.77	32.15	4.77	25.44	0.052	10.48
30.	30.	5.10	33.25	5.09	26.28	0.074	15.06
40.	40.	5.52	33.99	5.52	26.81	0.089	12.06
50.	50.	5.75	34.20	5.74	26.95	0.101	5.50
75.	74.	6.06	34.42	6.06	27.09	0.126	4.83
100.	99.	6.43	34.75	6.42	27.30	0.148	4.21
125.	124.	6.81	34.91	6.80	27.38	0.167	2.83
150.	149.	6.92	35.01	6.91	27.44	0.184	2.08
200.	198.	7.07	35.11	7.06	27.50	0.216	2.22
250.	248.	6.69	35.14	6.67	27.58	0.244	*****
260.	258.	6.61	35.15	6.58	27.60	0.250	0.0

STAT: 97 POS: 58 29.5 N 4 21.0 E DATE: 30.3.83 TIME: 23.10

P (DBAR)	Z (M)	T (DEG C)	S (PPT)	THETA (DEG C)	SIGTET	DEL-D (DYN-M)	N*N (CPH)
0.	0.	4.74	31.95	4.74	25.28	0.0	0.0
10.	10.	5.15	33.53	5.15	26.49	0.024	21.14
20.	20.	5.48	33.92	5.48	26.77	0.038	7.62
30.	30.	5.68	34.10	5.67	26.88	0.050	4.62
40.	40.	5.32	34.24	5.81	26.97	0.061	5.76
50.	50.	5.98	34.35	5.97	27.04	0.072	3.39
75.	74.	6.26	34.52	6.25	27.14	0.096	2.81
100.	99.	6.47	34.75	6.46	27.29	0.118	3.67
125.	124.	6.65	34.85	6.64	27.35	0.137	2.73
150.	149.	6.93	34.97	6.92	27.41	0.155	2.46
200.	198.	7.13	35.11	7.12	27.49	0.187	2.02
250.	248.	6.96	35.15	6.93	27.55	0.217	*****
270.	268.	6.61	35.15	6.59	27.60	0.228	0.0

STAT: 99 POS: 58 23.7 N 4 05.0 E DATE: 31.3.83 TIME: 3.17

P (DBAR)	Z (M)	T (DEG C)	S (PPT)	THETA (DEG C)	SIGTET	DEL-D (DYN-M)	N*N (CPH)
0.	0.	4.73	31.61	4.73	25.01	0.0	0.0
10.	10.	5.03	32.62	5.03	25.79	0.026	15.73
20.	20.	5.30	33.47	5.30	26.43	0.044	13.79
30.	30.	6.08	34.53	6.08	27.17	0.057	12.70
40.	40.	6.34	34.81	6.34	27.36	0.065	7.71
50.	50.	6.59	35.06	6.59	27.52	0.071	4.71
75.	74.	6.57	35.16	6.56	27.60	0.084	1.69
100.	99.	6.48	35.18	6.48	27.64	0.095	1.67
125.	124.	6.53	35.21	6.52	27.65	0.107	1.12
150.	149.	6.53	35.22	6.52	27.66	0.118	0.53
180.	178.	6.53	35.22	6.52	27.66	0.132	0.0

STAT: 101 POS: 58 18.5 N 3 48.0 E DATE: 31.3.83 TIME: 6.08

P (DBAR)	Z (M)	T (DEG C)	S (PPT)	THETA (DEG C)	SIGTET	DEL-D (DYN-M)	N*N (CPH)
0.	0.	5.79	34.20	5.79	26.95	0.0	0.0
10.	10.	5.83	34.24	5.83	26.97	0.011	4.92
20.	20.	6.13	34.50	6.13	27.14	0.021	10.58
30.	30.	6.68	35.12	6.68	27.56	0.028	7.70
40.	40.	6.74	35.15	6.74	27.57	0.033	1.24
50.	50.	6.71	35.15	6.71	27.58	0.038	1.50
75.	74.	6.64	35.18	6.64	27.61	0.051	1.33
100.	99.	6.58	35.21	6.57	27.64	0.062	0.0
100.	99.	6.58	35.21	6.57	27.64	0.062	0.0

STAT: 102 POS: 58 16.0 N 3 41.2 E DATE: 31.3.83 TIME: 7.04

P (DBAR)	Z (M)	T (DEG C)	S (PPT)	THETA (DEG C)	SIGTET	DEL-D (DYN-M)	N*N (CPH)
0.	0.	6.16	34.59	6.16	27.21	0.0	0.0
10.	10.	6.19	34.62	6.19	27.23	0.008	6.36
20.	20.	6.38	34.88	6.38	27.41	0.016	6.27
30.	30.	6.56	35.02	6.55	27.50	0.022	5.07
40.	40.	6.70	35.15	6.70	27.58	0.028	3.41
50.	50.	6.69	35.16	6.69	27.59	0.033	2.27
75.	74.	6.56	35.21	6.55	27.64	0.045	2.74
90.	89.	6.54	35.21	6.53	27.65	0.051	0.0

STAT: 103 POS: 58 13.5 N 3 33.0 E DATE: 31.3.83 TIME: 8.58

P (DBAR)	Z (M)	T (DEG C)	S (PPT)	THETA (DEG C)	SIGTET	DEL-D (DYN-M)	N*N (CPH)
0.	0.	6.27	35.11	6.27	27.60	0.0	0.0
10.	10.	6.27	35.10	6.27	27.60	0.005	1.62
20.	20.	6.27	35.11	6.27	27.61	0.010	0.88
30.	30.	6.28	35.12	6.28	27.61	0.014	1.50
40.	40.	6.28	35.12	6.28	27.61	0.019	0.91
50.	50.	6.29	35.12	6.29	27.61	0.024	1.42
75.	74.	6.31	35.14	6.31	27.62	0.036	1.86
80.	79.	6.33	35.14	6.32	27.62	0.038	0.0

STAT: 105 POS: 57 47.0 N 5 11.1 E DATE: 31.3.83 TIME: 16.58

P (DBAR)	Z (M)	T (DEG C)	S (PPT)	THETA (DEG C)	SIGTET	DEL-D (DYN-M)	N*N (CPH)
0.	0.	6.11	34.34	6.11	27.01	0.0	0.0
10.	10.	6.09	34.50	6.09	27.15	0.010	7.44
20.	20.	6.10	34.57	6.10	27.20	0.019	6.36
30.	30.	6.30	34.92	6.30	27.45	0.026	8.62
40.	40.	6.48	35.11	6.48	27.58	0.032	3.99
50.	50.	6.50	35.16	6.50	27.62	0.037	2.55
75.	74.	6.48	35.20	6.48	27.65	0.048	1.11
90.	89.	6.49	35.20	6.48	27.64	0.055	0.0

STAT: 106 POS: 57 51.2 N 5 16.3 E DATE: 31.3.83 TIME: 17.55

P (DBAR)	Z (M)	T (DEG C)	S (PPT)	THETA (DEG C)	SIGTET	DEL-D (DYN-M)	N*N (CPH)
0.	0.	6.06	34.14	6.06	26.86	0.0	0.0
10.	10.	6.11	34.37	6.11	27.04	0.011	7.79
20.	20.	6.08	34.59	6.08	27.22	0.020	4.91
30.	30.	6.05	34.66	6.05	27.28	0.028	4.69
40.	40.	6.09	34.72	6.08	27.32	0.036	4.69
50.	50.	6.26	34.88	6.26	27.43	0.043	6.77
75.	74.	6.44	35.14	6.44	27.61	0.056	3.35
100.	99.	6.48	35.19	6.47	27.64	0.068	0.0
100.	99.	6.48	35.19	6.47	27.64	0.068	0.0

STAT: 107 POS: 57 55.6 N 5 20.5 E DATE: 31.3.83 TIME: 19.12

P (DBAR)	Z (M)	T (DEG C)	S (PPT)	THETA (DEG C)	SIGTET	DEL-D (DYN-M)	N*N (CPH)
0.	0.	5.23	32.62	5.23	25.77	0.0	0.0
10.	10.	5.56	33.65	5.56	26.54	0.020	18.93
20.	20.	6.08	34.42	6.08	27.08	0.032	9.31
30.	30.	6.27	34.69	6.27	27.27	0.040	7.01
40.	40.	6.40	34.96	6.40	27.47	0.047	6.64
50.	50.	6.50	35.03	6.50	27.51	0.053	1.27
75.	74.	6.50	35.12	6.49	27.58	0.067	3.47
100.	99.	6.57	35.19	6.57	27.63	0.079	1.82
125.	124.	6.51	35.21	6.49	27.65	0.090	****
136.	129.	6.51	35.21	6.49	27.65	0.093	0.0

STAT: 108 POS: 57 59.5 N 5 26.0 E DATE: 31.3.83 TIME: 20.36

P (DBAR)	Z (M)	T (DEG C)	S (PPT)	THETA (DEG C)	SIGTET	DEL-D (DYN-M)	N*N (CPH)
0.	0.	4.61	31.28	4.61	24.77	0.0	0.0
10.	10.	4.60	31.36	4.60	24.83	0.032	19.22
20.	20.	5.69	34.34	5.69	27.07	0.052	19.83
30.	30.	5.91	34.60	5.90	27.24	0.061	6.17
40.	40.	6.18	34.72	6.17	27.31	0.069	3.68
50.	50.	6.60	34.83	6.59	27.34	0.076	2.97
75.	74.	6.81	34.99	6.81	27.44	0.093	3.16
100.	99.	7.01	35.08	7.00	27.48	0.109	2.59
125.	124.	7.01	35.12	7.00	27.52	0.124	1.56
150.	149.	6.87	35.13	6.86	27.54	0.138	1.91
200.	198.	6.52	35.20	6.50	27.64	0.165	****
210.	208.	6.52	35.20	6.50	27.64	0.169	0.0

STAT: 109 POS: 58 04.3 N 5 31.0 E DATE: 31.3.83 TIME: 22.19

P (DBAR)	Z (M)	T (DEG C)	S (PPT)	THETA (DEG C)	SIGTET	DEL-D (DYN-M)	N*N (CPH)
0.	0.	4.20	29.94	4.20	23.74	0.0	0.0
10.	10.	4.48	31.22	4.48	24.73	0.039	26.90
20.	20.	4.74	33.65	4.74	26.63	0.060	15.85
30.	30.	5.18	34.35	5.17	27.14	0.072	10.27
40.	40.	5.16	34.46	5.16	27.23	0.080	5.06
50.	50.	5.91	34.66	5.90	27.30	0.088	4.38
75.	74.	6.70	34.88	6.69	27.36	0.106	2.74
100.	99.	6.94	34.97	6.93	27.41	0.124	1.67
125.	124.	6.87	34.99	6.86	27.43	0.140	2.29
150.	149.	6.83	35.06	6.82	27.49	0.156	2.02
200.	198.	6.78	35.11	6.76	27.54	0.185	1.57
250.	248.	6.54	35.14	6.52	27.59	0.213	****
270.	268.	6.39	35.13	6.36	27.61	0.223	0.0

STAT: 110 POS: 58 08.6 N 5 35.8 E DATE: 1.4.83 TIME: 0.23

P (DBAR)	Z (M)	T (DEG C)	S (PPT)	THETA (DEG C)	SIGTET	DEL-D (DYN-M)	N*N (CPH)
0.	0.	4.73	31.51	4.73	24.94	0.0	0.0
10.	10.	4.79	31.60	4.79	25.00	0.030	7.78
20.	20.	5.52	34.07	5.52	26.87	0.054	25.46
30.	30.	5.71	34.52	5.71	27.21	0.064	5.43
40.	40.	6.09	34.71	6.08	27.31	0.072	3.83
50.	50.	6.33	34.79	6.32	27.34	0.079	3.85
75.	74.	5.97	34.78	5.96	27.39	0.097	5.37
100.	99.	6.26	34.86	6.25	27.41	0.113	1.82
125.	124.	6.80	35.05	6.78	27.48	0.129	2.19
150.	149.	7.03	35.12	7.02	27.51	0.144	1.67
200.	198.	6.77	35.13	6.75	27.56	0.173	1.17
250.	248.	6.58	35.16	6.56	27.61	0.200	1.92
290.	287.	6.48	35.19	6.45	27.64	0.219	0.0

STAT: 111 POS: 58 12.8 N 5 40.2 E DATE: 1.4.83 TIME: 2.10

P (DBAR)	Z (M)	T (DEG C)	S (PPT)	THETA (DEG C)	SIGTET	DEL-D (DYN-M)	N*N (CPH)
0.	0.	4.36	30.49	4.36	24.16	0.0	0.0
10.	10.	4.55	30.72	4.55	24.33	0.037	20.06
20.	20.	5.21	33.24	5.21	26.25	0.063	20.29
30.	30.	5.67	34.44	5.67	27.15	0.075	11.46
40.	40.	5.96	34.66	5.96	27.29	0.084	5.63
50.	50.	6.16	34.72	6.16	27.31	0.092	1.78
75.	74.	6.75	34.92	6.74	27.39	0.110	2.19
100.	99.	6.80	35.00	6.79	27.44	0.126	2.58
125.	124.	7.03	35.10	7.02	27.50	0.142	2.22
150.	149.	6.75	35.09	6.74	27.52	0.156	2.09
200.	198.	6.61	35.13	6.59	27.57	0.184	1.85
250.	248.	6.41	35.14	6.38	27.61	0.210	1.43
300.	297.	6.45	35.18	6.43	27.64	0.235	0.0
300.	297.	6.45	35.18	6.43	27.64	0.235	0.0

STAT: 112 POS: 58 17.0 N 5 45.0 E DATE: 1.4.83 TIME: 3.58

P (DBAR)	Z (M)	T (DEG C)	S (PPT)	THETA (DEG C)	SIGTET	DEL-D (DYN-M)	N*N (CPH)
0.	0.	4.13	29.73	4.13	23.58	0.0	0.0
10.	10.	4.13	29.82	4.13	23.65	0.043	16.25
20.	20.	4.60	32.77	4.60	25.95	0.076	26.43
30.	30.	5.61	34.23	5.61	26.99	0.091	12.28
40.	40.	5.52	34.39	5.52	27.13	0.101	5.51
50.	50.	5.74	34.53	5.74	27.21	0.109	3.19
75.	74.	6.05	34.67	6.04	27.28	0.130	2.00
100.	99.	6.82	34.92	6.81	27.38	0.148	2.36
125.	124.	6.99	35.02	6.98	27.44	0.165	2.61
150.	149.	7.04	35.08	7.03	27.48	0.181	2.01
200.	198.	6.92	35.13	6.90	27.54	0.211	1.98
250.	248.	6.55	35.14	6.52	27.59	0.238	1.83
300.	297.	6.46	35.18	6.43	27.64	0.263	*****
320.	317.	6.46	35.18	6.43	27.63	0.273	0.0

STAT: 113 POS: 58 20.6 N 5 50.0 E DATE: 1.4.83 TIME: 5.30

P (DBAR)	Z (M)	T (DEG C)	S (PPT)	THETA (DEG C)	SIGTET	DEL-D (DYN-M)	N*N (CPH)
0.	0.	3.96	29.29	3.96	23.25	0.0	0.0
10.	10.	3.96	29.54	3.96	23.44	0.045	16.39
20.	20.	4.12	31.03	4.12	24.61	0.083	16.74
30.	30.	4.49	32.63	4.48	25.85	0.111	20.59
40.	40.	4.72	33.59	4.72	26.59	0.128	9.04
50.	50.	5.02	33.98	5.01	26.87	0.142	9.95
75.	74.	5.72	34.51	5.71	27.20	0.166	4.19
100.	99.	6.15	34.73	6.14	27.32	0.187	3.07
125.	124.	6.70	34.92	6.69	27.40	0.205	2.71
150.	149.	6.93	35.01	6.92	27.44	0.222	2.38
200.	198.	6.87	35.07	6.85	27.49	0.253	1.66
240.	238.	6.87	35.12	6.85	27.53	0.277	0.0

STAT: 114 POS: 58 24.1 N 5 51.8 E DATE: 1.4.83 TIME: 7.24

P (DBAR)	Z (M)	T (DEG C)	S (PPT)	THETA (DEG C)	SIGTET	DEL-D (DYN-M)	N*N (CPH)
0.	0.	3.95	29.34	3.95	23.29	0.0	0.0
10.	10.	3.95	29.34	3.95	23.29	0.046	*****
20.	20.	4.00	30.22	4.00	23.98	0.090	20.55
30.	30.	4.49	32.59	4.49	25.82	0.122	22.40
40.	40.	4.66	33.30	4.65	26.37	0.140	8.81
50.	50.	4.83	33.58	4.82	26.57	0.156	7.92
75.	74.	5.37	34.29	5.36	27.07	0.187	7.52
85.	84.	5.87	34.47	5.86	27.15	0.197	0.0

STAT: 115 POS: 58 06.0 N 6 32.6 E DATE: 1.4.83 TIME: 11.14

P (DBAR)	Z (M)	T (DEG C)	S (PPT)	THETA (DEG C)	SIGTET	DEL-D (DYN-M)	N*N (CPH)
0.	0.	4.00	28.36	4.00	22.50	0.0	0.0
10.	10.	3.92	28.44	3.92	22.58	0.053	9.63
20.	20.	4.33	31.58	4.33	25.03	0.099	30.23
30.	30.	4.47	32.78	4.47	25.97	0.123	12.89
40.	40.	4.61	33.37	4.61	26.43	0.141	10.28
50.	50.	4.69	33.84	4.69	26.79	0.155	11.82
75.	74.	5.89	34.61	5.88	27.26	0.179	4.51
85.	84.	6.02	34.70	6.02	27.32	0.187	0.0

STAT: 116 POS: 58 01.4 N 6 28.6 E DATE: 1.4.83 TIME: 12.56

P (DBAR)	Z (M)	T (DEG C)	S (PPT)	THETA (DEG C)	SIGTET	DEL-D (DYN-M)	N*N (CPH)
0.	0.	4.34	29.73	4.34	23.56	0.0	0.0
10.	10.	4.16	30.25	4.16	23.99	0.042	21.10
20.	20.	4.45	32.16	4.45	25.48	0.073	18.85
30.	30.	4.64	33.33	4.64	26.39	0.093	13.60
40.	40.	4.78	33.83	4.78	26.77	0.107	9.30
50.	50.	5.11	34.20	5.11	27.03	0.118	6.56
75.	74.	5.22	34.48	5.22	27.24	0.141	3.81
100.	99.	5.62	34.65	5.61	27.32	0.160	1.36
125.	124.	5.80	34.72	5.78	27.36	0.179	2.63
150.	149.	5.94	34.80	5.93	27.40	0.197	2.00
200.	193.	6.06	34.86	6.04	27.43	0.231	1.63
250.	248.	6.43	34.99	6.40	27.49	0.263	1.87
300.	297.	6.48	35.06	6.45	27.54	0.293	1.81
350.	347.	6.44	35.10	6.41	27.58	0.321	0.0
350.	347.	6.44	35.10	6.41	27.58	0.321	0.0

STAT: 117 POS: 57 57.0 N 6 24.0 E DATE: 1.4.83 TIME: 13.58

P (DBAR)	Z (M)	T (DEG C)	S (PPT)	THETA (DEG C)	SIGTET	DEL-D (DYN-M)	N*N (CPH)
0.	0.	4.27	29.11	4.27	23.08	0.0	0.0
10.	10.	4.20	31.18	4.20	24.73	0.044	29.05
20.	20.	4.54	32.93	4.54	26.08	0.067	14.36
30.	30.	4.66	33.64	4.66	26.64	0.083	9.73
40.	40.	4.71	33.87	4.70	26.81	0.096	6.66
50.	50.	4.67	34.05	4.66	26.96	0.108	5.97
75.	74.	4.94	34.36	4.94	27.18	0.133	4.12
100.	99.	5.38	34.57	5.37	27.29	0.153	4.02
125.	124.	5.65	34.69	5.64	27.35	0.172	2.48
150.	149.	6.07	34.81	6.06	27.40	0.190	1.71
200.	198.	5.95	34.84	5.93	27.43	0.224	1.94
250.	248.	6.38	34.97	6.35	27.48	0.257	1.64
300.	297.	6.99	35.11	6.96	27.51	0.288	*****
320.	317.	6.45	35.05	6.42	27.54	0.300	0.0

STAT: 118 POS: 57 52.8 N 6 19.4 E DATE: 1.4.83 TIME: 15.46

P (DBAR)	Z (M)	T (DEG C)	S (PPT)	THETA (DEG C)	SIGTET	DEL-D (DYN-M)	N*N (CPH)
0.	0.	4.27	29.79	4.27	23.62	0.0	0.0
10.	10.	4.45	31.88	4.45	25.26	0.039	27.84
20.	20.	4.67	33.37	4.67	26.42	0.059	13.81
30.	30.	4.63	33.78	4.63	26.75	0.073	7.21
40.	40.	4.67	34.02	4.67	26.93	0.085	7.04
50.	50.	4.83	34.22	4.83	27.07	0.096	6.41
75.	74.	5.45	34.50	5.44	27.23	0.118	3.08
100.	99.	6.00	34.79	5.99	27.39	0.137	2.81
125.	124.	6.05	34.86	6.04	27.44	0.154	2.91
150.	149.	6.92	35.05	6.91	27.47	0.170	1.94
200.	198.	6.97	35.10	6.95	27.50	0.200	1.24
250.	248.	6.27	35.03	6.25	27.54	0.229	1.82
300.	297.	6.54	35.15	6.51	27.60	0.257	0.0
300.	297.	6.54	35.15	6.51	27.60	0.257	0.0

STAT: 119 POS: 57 48.4 N 6 14.5 E DATE: 1.4.83 TIME: 16.40

P (DBAR)	Z (M)	T (DEG C)	S (PPT)	THETA (DEG C)	SIGTET	DEL-D (DYN-M)	N*N (CPH)
0.	0.	4.57	29.95	4.57	23.72	0.0	0.0
10.	10.	4.47	31.11	4.47	24.65	0.039	20.57
20.	20.	4.76	33.23	4.75	26.30	0.065	21.48
30.	30.	4.90	34.01	4.89	26.90	0.079	10.15
40.	40.	4.98	34.15	4.97	27.00	0.090	5.12
50.	50.	5.22	34.34	5.22	27.12	0.100	5.42
75.	74.	6.63	34.90	6.62	27.39	0.120	2.47
100.	99.	6.56	34.98	6.55	27.47	0.136	2.95
125.	124.	6.95	35.09	6.94	27.50	0.152	1.72
150.	149.	6.40	35.04	6.39	27.54	0.166	1.93
200.	198.	6.50	35.13	6.48	27.59	0.193	2.19
250.	248.	6.49	35.20	6.47	27.65	0.218	****
265.	263.	6.49	35.20	6.47	27.65	0.225	0.0

STAT: 120 POS: 57 44.0 N 6 10.0 E DATE: 1.4.83 TIME: 19.03

P (DBAR)	Z (M)	T (DEG C)	S (PPT)	THETA (DEG C)	SIGTET	DEL-D (DYN-M)	N*N (CPH)
0.	0.	4.89	31.60	4.89	24.99	0.0	0.0
10.	10.	4.82	31.66	4.82	25.04	0.029	8.32
20.	20.	5.07	32.77	5.07	25.90	0.056	20.75
30.	30.	5.66	34.15	5.66	26.93	0.071	15.02
40.	40.	6.56	34.83	6.55	27.35	0.080	6.36
50.	50.	6.95	34.99	6.95	27.42	0.086	2.66
75.	74.	6.51	34.98	6.50	27.47	0.102	1.39
100.	99.	6.90	35.09	6.89	27.51	0.117	1.30
125.	124.	6.82	35.10	6.81	27.52	0.132	2.05
150.	149.	6.66	35.13	6.65	27.57	0.146	2.19
200.	198.	6.54	35.17	6.52	27.62	0.171	1.54
245.	243.	6.49	35.19	6.47	27.64	0.193	0.0

STAT: 121 POS: 57 40.0 N 6 05.2 E DATE: 1.4.83 TIME: 20.02

P (DBAR)	Z (M)	T (DEG C)	S (PPT)	THETA (DEG C)	SIGTET	DEL-D (DYN-M)	N*N (CPH)
0.	0.	5.27	32.58	5.27	25.72	0.0	0.0
10.	10.	5.44	33.24	5.44	26.22	0.021	19.15
20.	20.	6.56	34.73	6.56	27.27	0.034	12.43
30.	30.	6.92	34.96	6.92	27.40	0.041	3.26
40.	40.	7.01	35.01	7.00	27.43	0.047	2.86
50.	50.	7.04	35.06	7.04	27.46	0.054	3.55
75.	74.	7.00	35.11	7.00	27.50	0.069	2.24
100.	99.	6.86	35.13	6.85	27.54	0.083	2.78
125.	124.	6.58	35.15	6.57	27.59	0.096	*****
130.	129.	6.57	35.15	6.56	27.60	0.099	0.0

STAT: 122 POS: 57 35.4 N 6 00.7 E DATE: 1.4.83 TIME: 21.44

P (DBAR)	Z (M)	T (DEG C)	S (PPT)	THETA (DEG C)	SIGTET	DEL-D (DYN-M)	N*N (CPH)
0.	0.	5.34	32.86	5.34	25.94	0.0	0.0
10.	10.	5.42	33.20	5.42	26.20	0.020	16.12
20.	20.	6.37	34.78	6.37	27.33	0.033	14.47
30.	30.	6.52	34.95	6.52	27.44	0.039	5.98
40.	40.	6.30	35.06	6.30	27.56	0.045	4.05
50.	50.	6.44	35.14	6.44	27.61	0.050	2.93
75.	74.	6.43	35.16	6.42	27.63	0.062	0.56
100.	99.	6.46	35.17	6.45	27.63	0.074	0.68
120.	119.	6.44	35.18	6.42	27.64	0.083	0.0

STAT: 123 POS: 57 31.2 N 5 55.8 E DATE: 1.4.83 TIME: 22.43

P (DBAR)	Z (M)	T (DEG C)	S (PPT)	THETA (DEG C)	SIGTET	DEL-D (DYN-M)	N*N (CPH)
0.	0.	6.14	35.00	6.14	27.54	0.0	0.0
10.	10.	6.16	35.01	6.16	27.54	0.005	2.20
20.	20.	6.15	35.03	6.15	27.55	0.011	2.47
30.	30.	6.14	35.05	6.14	27.57	0.016	1.92
40.	40.	6.18	35.08	6.17	27.60	0.021	3.39
50.	50.	6.23	35.12	6.23	27.61	0.026	0.83
60.	59.	6.25	35.13	6.24	27.62	0.030	0.0

STAT: 124 POS: 57 26.8 N 5 51.4 E DATE: 1.4.83 TIME: 23.40

P (DBAR)	Z (M)	T (DEG C)	S (PPT)	THETA (DEG C)	SIGTET	DEL-D (DYN-M)	N*N (CPH)
0.	0.	6.11	35.03	6.11	27.56	0.0	0.0
10.	10.	6.11	35.05	6.11	27.58	0.005	*****
20.	20.	6.12	35.05	6.12	27.57	0.010	1.04
30.	30.	6.12	35.05	6.12	27.58	0.015	0.00
40.	40.	6.12	35.06	6.11	27.59	0.020	2.31
50.	50.	6.08	35.06	6.07	27.59	0.025	1.27
65.	64.	6.09	35.07	6.09	27.60	0.032	0.0

STAT: 125 POS: 57 22.0 N 7 30.0 E DATE: 2.4.83 TIME: 5.40

P (DBAR)	Z (M)	T (DEG C)	S (PPT)	THETA (DEG C)	SIGTET	DEL-D (DYN-M)	N*N (CPII)
0.	0.	5.82	34.97	5.82	27.55	0.0	0.0
10.	10.	5.82	34.97	5.82	27.55	0.005	2.52
20.	20.	5.80	35.01	5.80	27.59	0.010	2.36
30.	30.	5.80	35.02	5.79	27.60	0.015	1.92
40.	40.	5.79	35.03	5.79	27.60	0.020	0.96
50.	50.	5.78	35.04	5.78	27.61	0.025	2.12
65.	64.	5.71	35.05	5.71	27.63	0.032	0.0

STAT: 126 POS: 57 26.9 N 7 30.0 E DATE: 2.4.83 TIME: 6.54

P (DBAR)	Z (M)	T (DEG C)	S (PPT)	THETA (DEG C)	SIGTET	DEL-D (DYN-M)	N*N (CPII)
0.	0.	4.47	31.97	4.47	25.33	0.0	0.0
10.	10.	4.83	33.22	4.83	26.28	0.024	21.62
20.	20.	5.56	34.30	5.56	27.05	0.036	9.49
30.	30.	6.00	34.66	5.99	27.28	0.045	8.79
40.	40.	6.06	34.83	6.05	27.41	0.052	2.31
50.	50.	6.17	34.95	6.17	27.49	0.059	6.49
75.	74.	6.29	35.11	6.28	27.61	0.071	1.92
100.	99.	6.43	35.16	6.43	27.62	0.084	1.47
120.	119.	6.48	35.18	6.47	27.63	0.093	0.0

STAT: 127 POS: 57 31.5 N 7 30.0 E DATE: 2.4.83 TIME: 7.40

P (DBAR)	Z (M)	T (DEG C)	S (PPT)	THETA (DEG C)	SIGTET	DEL-D (DYN-M)	N*N (CPII)
0.	0.	3.94	30.07	3.94	23.87	0.0	0.0
10.	10.	4.06	30.60	4.06	24.28	0.039	19.69
20.	20.	4.62	32.48	4.62	25.72	0.068	19.96
30.	30.	4.95	33.95	4.95	26.85	0.085	14.34
40.	40.	5.22	34.29	5.22	27.08	0.096	5.63
50.	50.	5.43	34.49	5.42	27.22	0.105	7.21
75.	74.	6.28	34.83	6.27	27.38	0.124	5.96
100.	99.	6.14	34.90	6.13	27.46	0.140	3.87
125.	124.	6.64	35.09	6.63	27.54	0.155	2.60
150.	149.	6.48	35.13	6.46	27.59	0.168	1.96
200.	198.	6.45	35.17	6.44	27.63	0.193	*****
210.	208.	6.38	35.16	6.36	27.63	0.198	0.0

STAT: 128 POS: 57 36.1 N 7 30.0 E DATE: 2.4.83 TIME: 9.05

P (DBAR)	Z (M)	T (DEG C)	S (PPT)	THETA (DEG C)	SIGTET	DEL-D (DYN-M)	N*N (CPH)
0.	0.	3.72	29.33	3.72	23.30	0.0	0.0
10.	10.	4.01	30.91	4.01	24.53	0.043	20.65
20.	20.	4.24	31.51	4.24	24.99	0.075	20.78
30.	30.	4.69	33.28	4.69	26.34	0.097	13.94
40.	40.	4.90	33.93	4.90	26.84	0.111	9.83
50.	50.	5.05	34.16	5.04	27.00	0.122	7.56
75.	74.	4.99	34.40	4.98	27.20	0.145	4.88
100.	99.	6.06	34.83	6.05	27.41	0.165	3.64
125.	124.	6.30	34.93	6.29	27.46	0.181	2.12
150.	149.	6.62	35.02	6.60	27.49	0.197	1.57
200.	193.	6.89	35.12	6.88	27.53	0.226	0.42
250.	248.	6.40	35.10	6.38	27.58	0.254	1.55
300.	297.	6.31	35.14	6.28	27.62	0.280	0.0
300.	297.	6.31	35.14	6.28	27.62	0.280	0.0

STAT: 129 POS: 57 41.6 N 7 30.0 E DATE: 2.4.83 TIME: 9.55

P (DBAR)	Z (M)	T (DEG C)	S (PPT)	THETA (DEG C)	SIGTET	DEL-D (DYN-M)	N*N (CPH)
0.	0.	3.70	28.56	3.70	22.69	0.0	0.0
10.	10.	3.72	28.80	3.72	22.88	0.051	16.93
20.	20.	4.01	30.40	4.01	24.12	0.094	15.48
30.	30.	4.32	31.87	4.32	25.26	0.128	22.41
40.	40.	4.65	33.26	4.65	26.33	0.150	14.90
50.	50.	4.83	33.91	4.82	26.83	0.164	10.60
75.	74.	5.51	34.51	5.50	27.22	0.188	4.76
100.	99.	6.00	34.81	5.99	27.40	0.207	5.86
125.	124.	6.64	34.97	6.63	27.45	0.223	2.12
150.	149.	6.69	35.01	6.68	27.47	0.239	1.95
200.	198.	6.27	35.01	6.25	27.53	0.269	1.46
250.	248.	6.41	35.10	6.39	27.58	0.297	1.65
300.	297.	5.96	35.08	5.94	27.62	0.323	1.34
350.	347.	6.04	35.11	6.01	27.64	0.348	*****
355.	352.	6.05	35.11	6.02	27.64	0.351	0.0

STAT: 130 POS: 57 46.5 N 7 30.0 E DATE: 2.4.83 TIME: 11.25

P (DBAR)	Z (M)	T (DEG C)	S (PPT)	THETA (DEG C)	SIGTET	DEL-D (DYN-M)	N*N (CPH)
0.	0.	3.77	28.41	3.77	22.57	0.0	0.0
10.	10.	3.80	29.63	3.80	23.54	0.050	20.34
20.	20.	4.05	30.67	4.05	24.34	0.090	16.14
30.	30.	4.17	31.35	4.17	24.86	0.123	14.35
40.	40.	4.60	32.93	4.60	26.08	0.149	16.99
50.	50.	4.93	33.57	4.93	26.55	0.166	13.86
75.	74.	5.59	34.57	5.58	27.27	0.192	5.05
100.	99.	6.37	34.85	6.36	27.38	0.211	4.80
125.	124.	6.09	34.88	6.08	27.45	0.228	2.89
150.	149.	6.01	34.93	5.99	27.50	0.243	2.10
200.	198.	6.11	35.00	6.09	27.54	0.272	1.88
250.	248.	6.30	35.07	6.28	27.57	0.300	1.33
300.	297.	6.07	35.07	6.04	27.60	0.327	0.89
350.	347.	5.60	35.02	5.57	27.63	0.353	*****
400.	396.	5.80	35.09	5.77	27.65	0.378	*****
420.	416.	5.72	35.08	5.68	27.66	0.388	0.0

STAT: 131 POS: 57 51.3 N 7.30.0 E DATE: 2.4.83 TIME: 12.19

P (DBAR)	Z (M)	T (DEG C)	S (PPT)	THETA (DEG C)	SIGTET	DEL-D (DYN-M)	N*N (CPH)
0.	0.	3.54	27.13	3.54	21.56	0.0	0.0
10.	10.	3.68	28.77	3.68	22.86	0.059	23.53
20.	20.	3.81	29.89	3.81	23.74	0.105	16.50
30.	30.	4.03	30.90	4.03	24.52	0.142	17.29
40.	40.	4.54	32.59	4.53	25.81	0.170	17.50
50.	50.	4.74	33.26	4.73	26.32	0.189	11.45
75.	74.	4.98	34.10	4.98	26.97	0.222	5.52
100.	99.	5.43	34.45	5.42	27.19	0.246	5.02
125.	124.	6.06	34.82	6.05	27.40	0.266	4.57
150.	149.	6.46	34.97	6.45	27.47	0.282	2.41
200.	198.	6.68	35.07	6.66	27.52	0.313	1.84
250.	248.	6.12	35.03	6.10	27.56	0.341	1.23
300.	297.	6.08	35.06	6.05	27.60	0.368	1.20
350.	347.	5.98	35.07	5.95	27.61	0.394	1.12
400.	396.	5.91	35.08	5.88	27.63	0.420	*****
465.	461.	5.84	35.09	5.80	27.65	0.453	0.0

STAT: 132 POS: 57 56.0 N 7 30.0 E DATE: 2.4.83 TIME: 14.15

P (DBAR)	Z (M)	T (DEG C)	S (PPT)	THETA (DEG C)	SIGTET	DEL-D (DYN-M)	N*N (CPH)
0.	0.	3.67	26.71	3.67	21.23	0.0	0.0
10.	10.	3.62	26.92	3.62	21.39	0.065	14.26
20.	20.	3.65	28.23	3.65	22.44	0.124	22.45
30.	30.	4.39	32.09	4.39	25.43	0.166	27.21
40.	40.	4.57	32.90	4.57	26.06	0.188	11.16
50.	50.	4.71	33.34	4.71	26.39	0.206	10.36
75.	74.	5.09	33.99	5.08	26.86	0.241	6.43
100.	99.	5.47	34.46	5.46	27.19	0.267	5.23
125.	124.	6.17	34.77	6.16	27.35	0.286	3.24
150.	149.	6.33	34.85	6.32	27.39	0.304	1.57
200.	198.	6.57	35.01	6.56	27.49	0.337	2.19
250.	248.	6.19	35.02	6.16	27.54	0.366	1.34
280.	277.	6.09	35.02	6.07	27.56	0.383	0.0

STAT: 133 POS: 57 57.0 N 7 30.0 E DATE: 2.4.83 TIME: 14.45

P (DBAR)	Z (M)	T (DEG C)	S (PPT)	THETA (DEG C)	SIGTET	DEL-D (DYN-M)	N*N (CPH)
0.	0.	3.64	27.02	3.64	21.47	0.0	0.0
10.	10.	3.63	27.20	3.63	21.61	0.063	10.68
20.	20.	3.55	27.65	3.55	21.98	0.122	26.41
30.	30.	4.43	32.23	4.43	25.54	0.162	22.38
40.	40.	4.54	32.70	4.54	25.90	0.185	13.61
50.	50.	4.76	33.45	4.76	26.47	0.203	10.65
75.	74.	5.16	34.08	5.15	26.92	0.236	4.96
100.	99.	5.58	34.47	5.57	27.19	0.261	4.44
120.	119.	6.12	34.73	6.11	27.33	0.277	0.0

STAT: 134 POS: 58 03.0 N 6 12.5 E DATE: 2.4.83 TIME: 19.19

P (DBAR)	Z (M)	T (DEG C)	S (PPT)	THETA (DEG C)	SIGTET	DEL-D (DYN-M)	NAN (CPH)
0.	0.	4.50	29.60	4.50	23.45	0.0	0.0
10.	10.	4.35	29.74	4.35	23.57	0.044	19.14
20.	20.	4.44	32.24	4.44	25.55	0.077	18.74
30.	30.	4.60	32.96	4.59	26.10	0.100	13.11
40.	40.	4.83	33.53	4.83	26.53	0.117	13.36
50.	50.	4.83	33.97	4.82	26.88	0.130	6.86
75.	74.	5.48	34.50	5.47	27.23	0.154	3.65
100.	99.	6.34	34.78	6.33	27.34	0.174	3.33
125.	124.	6.64	34.90	6.63	27.39	0.192	2.21
150.	149.	6.72	34.99	6.90	27.42	0.209	1.95
200.	198.	6.88	35.03	6.86	27.46	0.242	1.24
250.	248.	7.01	35.11	6.98	27.51	0.274	2.07
300.	297.	6.58	35.12	6.55	27.57	0.303	1.72
340.	337.	6.52	35.17	6.49	27.62	0.324	0.0

STAT: 135 POS: 57 58.5 N 6 07.7 E DATE: 2.4.83 TIME: 20.23

P (DBAR)	Z (M)	T (DEG C)	S (PPT)	THETA (DEG C)	SIGTET	DEL-D (DYN-M)	NAN (CPH)
0.	0.	4.44	30.12	4.44	23.86	0.0	0.0
10.	10.	4.50	31.55	4.50	25.00	0.037	23.29
20.	20.	4.70	32.93	4.70	26.07	0.061	16.49
30.	30.	4.59	33.70	4.58	26.69	0.077	9.55
40.	40.	4.88	34.03	4.88	26.92	0.089	8.43
50.	50.	5.05	34.26	5.04	27.08	0.100	5.82
75.	74.	5.49	34.52	5.48	27.24	0.122	3.69
100.	99.	5.82	34.71	5.81	27.35	0.141	3.20
125.	124.	5.85	34.80	5.84	27.41	0.159	3.24
150.	149.	6.55	34.96	6.53	27.45	0.175	2.10
200.	198.	6.85	35.07	6.83	27.50	0.207	1.95
250.	248.	6.84	35.12	6.82	27.54	0.237	1.71
300.	297.	6.57	35.17	6.54	27.62	0.264	0.0
300.	297.	6.57	35.17	6.54	27.62	0.264	0.0

STAT: 136 POS: 57 54.4 N 6 02.4 E DATE: 2.4.83 TIME: 21.17

P (DBAR)	Z (M)	T (DEG C)	S (PPT)	THETA (DEG C)	SIGTET	DEL-D (DYN-M)	NAN (CPH)
0.	0.	4.67	30.39	4.67	24.06	0.0	0.0
10.	10.	4.66	32.47	4.66	25.71	0.035	27.64
20.	20.	4.93	33.93	4.93	26.83	0.053	14.82
30.	30.	4.90	34.19	4.90	27.05	0.064	4.82
40.	40.	4.94	34.25	4.93	27.09	0.073	4.97
50.	50.	5.12	34.36	5.12	27.15	0.083	2.85
75.	74.	5.63	34.62	5.62	27.30	0.104	4.94
100.	99.	6.61	34.93	6.60	27.42	0.122	2.67
125.	124.	6.66	35.00	6.65	27.47	0.138	2.97
150.	149.	6.71	35.07	6.70	27.51	0.153	1.68
200.	198.	6.89	35.12	6.87	27.53	0.182	1.56
250.	248.	6.42	35.12	6.40	27.59	0.210	*****
275.	272.	6.49	35.17	6.47	27.62	0.223	0.0

STAT: 137 POS: 57 50.0 N 5 57.5 E DATE: 2.4.83 TIME: 22.15

P (DBAR)	Z (M)	T (DEG C)	S (PPT)	THETA (DEG C)	SIGTET	DEL-D (DYN-M)	N*N (CPH)
0.	0.	4.51	30.61	4.51	24.24	0.0	0.0
10.	10.	4.56	31.83	4.56	25.21	0.034	23.29
20.	20.	4.85	33.41	4.85	26.43	0.055	17.40
30.	30.	5.26	34.30	5.26	27.09	0.067	8.60
40.	40.	5.58	34.54	5.58	27.24	0.076	5.56
50.	50.	5.67	34.62	5.66	27.29	0.084	5.18
75.	74.	6.84	34.96	6.84	27.41	0.102	2.47
100.	99.	6.83	35.06	6.82	27.49	0.117	2.34
125.	124.	6.91	35.10	6.90	27.51	0.132	2.38
150.	149.	6.75	35.11	6.74	27.54	0.146	0.23
200.	198.	6.47	35.15	6.45	27.61	0.172	2.07
245.	243.	6.47	35.19	6.45	27.64	0.194	0.0

STAT: 138 POS: 57 46.0 N 5 53.0 E DATE: 2.4.83 TIME: 23.12

P (DBAR)	Z (M)	T (DEG C)	S (PPT)	THETA (DEG C)	SIGTET	DEL-D (DYN-M)	N*N (CPH)
0.	0.	5.21	32.07	5.21	25.33	0.0	0.0
10.	10.	5.22	32.52	5.22	25.69	0.025	17.12
20.	20.	5.84	34.11	5.84	26.87	0.042	16.38
30.	30.	6.05	34.65	6.05	27.27	0.052	9.96
40.	40.	6.64	34.88	6.63	27.37	0.059	5.54
50.	50.	6.73	34.95	6.72	27.42	0.065	3.72
75.	74.	6.99	35.10	6.99	27.50	0.081	2.91
100.	99.	6.80	35.12	6.79	27.54	0.095	2.58
125.	124.	6.50	35.13	6.49	27.59	0.108	2.51
150.	149.	6.51	35.21	6.50	27.65	0.120	0.0
150.	149.	6.51	35.21	6.50	27.65	0.120	0.0

STAT: 139 POS: 57 41.8 N 5 48.4 E DATE: 3.4.83 TIME: 0.05

P (DBAR)	Z (M)	T (DEG C)	S (PPT)	THETA (DEG C)	SIGTET	DEL-D (DYN-M)	N*N (CPH)
0.	0.	5.28	32.32	5.28	25.52	0.0	0.0
10.	10.	5.30	32.58	5.30	25.73	0.024	12.80
20.	20.	6.28	34.64	6.28	27.23	0.042	20.78
30.	30.	6.53	34.97	6.53	27.46	0.049	5.37
40.	40.	6.54	35.04	6.54	27.51	0.054	3.50
50.	50.	6.53	35.08	6.53	27.55	0.060	2.48
75.	74.	6.56	35.13	6.56	27.58	0.073	2.06
100.	99.	6.54	35.17	6.53	27.61	0.085	1.60
120.	119.	6.49	35.20	6.48	27.64	0.095	0.0

STAT: 140 POS: 57 37.5 N 5 43.0 E DATE: 3.4.83 TIME: 0.50

P (DBAR)	Z (M)	T (DEG C)	S (PPT)	THETA (DEG C)	SIGTET	DEL-D (DYN-M)	N*N (CPH)
0.	0.	5.59	33.21	5.59	26.19	0.0	0.0
10.	10.	5.86	34.20	5.86	26.93	0.016	16.84
20.	20.	6.00	34.64	6.00	27.27	0.026	10.16
30.	30.	6.22	34.92	6.22	27.46	0.033	7.12
40.	40.	6.37	35.09	6.37	27.57	0.039	3.28
50.	50.	6.39	35.12	6.39	27.60	0.043	2.41
75.	74.	6.40	35.16	6.40	27.63	0.055	1.73
100.	99.	6.45	35.18	6.44	27.63	0.067	1.44
105.	104.	6.45	35.18	6.44	27.64	0.069	0.0

STAT: 141 POS: 57 40.2 N 5 35.5 E DATE: 3.4.83 TIME: 1.38

P (DBAR)	Z (M)	T (DEG C)	S (PPT)	THETA (DEG C)	SIGTET	DEL-D (DYN-M)	N*N (CPH)
0.	0.	5.66	33.75	5.66	26.61	0.0	0.0
10.	10.	5.67	33.91	5.67	26.74	0.014	13.98
20.	20.	6.39	34.90	6.38	27.42	0.023	9.28
30.	30.	6.63	35.05	6.63	27.51	0.029	4.11
40.	40.	6.35	35.07	6.35	27.56	0.034	3.39
50.	50.	6.48	35.12	6.47	27.58	0.040	2.37
75.	74.	6.51	35.18	6.51	27.63	0.052	1.30
100.	99.	6.47	35.18	6.46	27.64	0.063	0.0
100.	99.	6.47	35.18	6.46	27.64	0.063	0.0

STAT: 142 POS: 57 44.3 N 5 40.1 E DATE: 3.4.83 TIME: 2.27

P (DBAR)	Z (M)	T (DEG C)	S (PPT)	THETA (DEG C)	SIGTET	DEL-D (DYN-M)	N*N (CPH)
0.	0.	5.21	32.42	5.21	25.61	0.0	0.0
10.	10.	5.41	32.85	5.41	25.92	0.023	15.76
20.	20.	5.69	33.86	5.69	26.69	0.040	11.75
30.	30.	5.96	34.44	5.96	27.11	0.051	13.83
40.	40.	6.61	35.06	6.61	27.52	0.058	5.26
50.	50.	6.64	35.10	6.63	27.55	0.064	2.90
75.	74.	6.49	35.15	6.48	27.61	0.077	2.58
100.	99.	6.50	35.20	6.49	27.64	0.088	0.70
125.	124.	6.50	35.20	6.49	27.64	0.099	0.0
125.	124.	6.50	35.20	6.49	27.64	0.099	0.0

STAT: 143 POS: 57 48.5 N 5 44.8 E DATE: 3.4.83 TIME: 3.22

P (DBAR)	Z (M)	T (DEG C)	S (PPT)	THETA (DEG C)	SIGTET	DEL-D (DYN-M)	N*N (CPH)
0.	0.	4.80	31.57	4.80	24.97	0.0	0.0
10.	10.	5.17	32.31	5.17	25.52	0.028	14.59
20.	20.	5.36	33.19	5.36	26.20	0.051	21.63
30.	30.	6.56	34.86	6.56	27.37	0.061	9.43
40.	40.	6.49	34.95	6.48	27.45	0.068	4.42
50.	50.	6.45	35.02	6.45	27.51	0.074	3.47
75.	74.	6.75	35.13	6.74	27.55	0.088	1.59
100.	99.	6.53	35.13	6.52	27.59	0.101	2.08
125.	124.	6.49	35.17	6.48	27.62	0.113	2.08
150.	149.	6.51	35.19	6.50	27.63	0.125	*****
155.	154.	6.51	35.19	6.49	27.64	0.127	0.0

STAT: 144 POS: 57 52.8 N 5 49.7 E DATE: 3.4.83 TIME: 4.08

P (DBAR)	Z (M)	T (DEG C)	S (PPT)	THETA (DEG C)	SIGTET	DEL-D (DYN-M)	N*N (CPH)
0.	0.	4.70	31.07	4.70	24.59	0.0	0.0
10.	10.	4.97	32.03	4.97	25.32	0.031	18.22
20.	20.	5.24	33.80	5.24	26.70	0.051	18.32
30.	30.	5.65	34.36	5.65	27.09	0.063	10.49
40.	40.	6.39	34.77	6.39	27.32	0.071	5.31
50.	50.	6.65	34.87	6.65	27.36	0.078	3.19
75.	74.	6.93	35.06	6.92	27.47	0.095	2.87
100.	99.	6.69	35.07	6.69	27.52	0.110	3.06
125.	124.	6.72	35.11	6.70	27.54	0.124	2.16
150.	149.	6.58	35.12	6.56	27.57	0.137	1.98
200.	198.	6.51	35.19	6.49	27.64	0.162	1.18
220.	218.	6.51	35.19	6.49	27.64	0.172	0.0

STAT: 145 POS: 57 57.0 N 5 54.4 E DATE: 3.4.83 TIME: 4.55

P (DBAR)	Z (M)	T (DEG C)	S (PPT)	THETA (DEG C)	SIGTET	DEL-D (DYN-M)	N*N (CPH)
0.	0.	4.45	30.43	4.45	24.11	0.0	0.0
10.	10.	4.95	31.75	4.95	25.09	0.035	19.01
20.	20.	4.94	33.31	4.94	26.34	0.059	21.38
30.	30.	5.81	34.39	5.81	27.09	0.071	10.17
40.	40.	6.06	34.64	6.06	27.26	0.080	5.73
50.	50.	6.28	34.79	6.27	27.35	0.088	3.03
75.	74.	6.42	34.89	6.42	27.41	0.105	2.95
100.	99.	6.98	35.05	6.97	27.46	0.121	2.61
125.	124.	7.02	35.10	7.01	27.50	0.136	1.87
150.	149.	6.83	35.10	6.82	27.53	0.151	1.99
200.	198.	6.74	35.13	6.72	27.56	0.179	1.73
250.	248.	6.51	35.20	6.49	27.64	0.205	*****
270.	268.	6.51	35.20	6.48	27.64	0.215	0.0

STAT: 146 POS: 58 01.3 N 5 59.2 E DATE: 3.4.83 TIME: 5.43

P (DBAR)	Z (M)	T (DEG C)	S (PPT)	THETA (DEG C)	SIGTET	DEL-D (DYN-M)	N*N (CPH)
0.	0.	4.22	29.89	4.22	23.71	0.0	0.0
10.	10.	4.37	30.69	4.37	24.32	0.040	24.61
20.	20.	4.75	32.93	4.75	26.06	0.066	16.57
30.	30.	4.69	33.73	4.69	26.70	0.082	10.37
40.	40.	4.84	34.08	4.84	26.96	0.094	7.30
50.	50.	5.28	34.31	5.28	27.09	0.104	7.91
75.	74.	6.59	34.86	6.58	27.37	0.124	4.34
100.	99.	6.35	34.92	6.34	27.44	0.141	3.94
125.	124.	6.50	34.98	6.49	27.47	0.157	2.17
150.	149.	6.57	35.07	6.55	27.53	0.172	1.63
200.	198.	6.67	35.10	6.65	27.54	0.201	1.96
250.	248.	6.54	35.14	6.52	27.59	0.228	1.80
285.	282.	6.49	35.18	6.47	27.64	0.246	0.0

STAT: 147 POS: 58 05.5 N 6 04.5 E DATE: 3.4.83 TIME: 6.38

P (DBAR)	Z (M)	T (DEG C)	S (PPT)	THETA (DEG C)	SIGTET	DEL-D (DYN-M)	N*N (CPH)
0.	0.	4.26	29.86	4.26	23.68	0.0	0.0
10.	10.	4.26	30.04	4.26	23.82	0.042	13.07
20.	20.	4.31	31.37	4.30	24.87	0.078	23.76
30.	30.	4.65	33.60	4.65	26.60	0.099	14.99
40.	40.	5.08	34.03	5.07	26.89	0.112	9.55
50.	50.	5.16	34.20	5.16	27.02	0.123	7.33
75.	74.	6.02	34.69	6.02	27.30	0.145	2.93
100.	99.	6.53	34.88	6.52	27.39	0.163	3.29
125.	124.	6.32	34.88	6.31	27.42	0.180	2.16
150.	149.	6.79	35.00	6.78	27.45	0.196	1.08
200.	198.	6.88	35.05	6.86	27.47	0.228	1.74
250.	248.	6.90	35.11	6.88	27.53	0.259	2.00
300.	297.	6.56	35.14	6.53	27.59	0.287	*****
320.	317.	6.54	35.15	6.51	27.61	0.297	0.0

STAT: 148 POS: 58 08.0 N 5 56.0 E DATE: 3.4.83 TIME: 7.30

P (DBAR)	Z (M)	T (DEG C)	S (PPT)	THETA (DEG C)	SIGTET	DEL-D (DYN-M)	N*N (CPH)
0.	0.	4.16	28.66	4.16	22.73	0.0	0.0
10.	10.	4.35	30.36	4.35	24.07	0.046	18.30
20.	20.	4.36	31.12	4.36	24.66	0.082	23.81
30.	30.	4.59	33.51	4.59	26.54	0.104	14.74
40.	40.	4.75	33.94	4.75	26.87	0.118	9.61
50.	50.	5.21	34.38	5.20	27.16	0.128	8.95
75.	74.	6.03	34.72	6.03	27.33	0.148	2.39
100.	99.	6.25	34.84	6.24	27.40	0.166	3.32
125.	124.	6.53	34.94	6.52	27.43	0.182	1.44
150.	149.	6.41	34.95	6.39	27.46	0.199	1.40
200.	198.	6.48	34.99	6.46	27.48	0.230	1.56
250.	248.	6.43	35.03	6.40	27.52	0.261	2.05
300.	297.	6.58	35.16	6.56	27.61	0.288	*****
310.	307.	6.49	35.18	6.46	27.63	0.293	0.0

STAT: 149 POS: 58 03.8 N 5 51.7 E DATE: 3.4.83 TIME: 8.37

P (DBAR)	Z (M)	T (DEG C)	S (PPT)	THETA (DEG C)	SIGTET	DEL-D (DYN-M)	NAN (CPH)
0.	0.	4.38	30.33	4.38	24.03	0.0	0.0
10.	10.	4.77	31.34	4.77	24.80	0.037	16.58
20.	20.	4.92	31.94	4.92	25.26	0.067	16.33
30.	30.	5.23	33.01	5.23	26.07	0.090	16.22
40.	40.	5.84	34.22	5.84	26.96	0.104	13.06
50.	50.	5.94	34.53	5.94	27.19	0.114	5.59
75.	74.	6.61	34.88	6.61	27.38	0.134	2.58
100.	99.	6.69	35.03	6.68	27.48	0.150	3.14
125.	124.	6.75	35.10	6.74	27.53	0.165	2.15
150.	149.	6.72	35.13	6.70	27.56	0.178	1.48
200.	198.	6.52	35.15	6.50	27.60	0.205	1.88
250.	248.	6.49	35.19	6.47	27.64	0.230	*****
275.	272.	6.50	35.20	6.48	27.64	0.242	0.0

STAT: 150 POS: 57 59.4 N 5 46.5 E DATE: 3.4.83 TIME: 9.27

P (DBAR)	Z (M)	T (DEG C)	S (PPT)	THETA (DEG C)	SIGTET	DEL-D (DYN-M)	NAN (CPH)
0.	0.	5.00	31.55	5.00	24.94	0.0	0.0
10.	10.	4.99	31.61	4.99	24.99	0.030	14.71
20.	20.	5.51	34.04	5.50	26.86	0.052	21.16
30.	30.	5.76	34.45	5.76	27.15	0.062	7.52
40.	40.	5.96	34.61	5.96	27.25	0.071	4.59
50.	50.	6.35	34.74	6.34	27.31	0.079	3.62
75.	74.	6.69	34.89	6.68	27.38	0.097	2.81
100.	99.	6.94	35.02	6.93	27.44	0.114	2.52
125.	124.	6.79	35.06	6.78	27.50	0.129	2.58
150.	149.	6.85	35.11	6.83	27.53	0.144	2.10
200.	198.	6.52	35.13	6.50	27.58	0.171	1.91
250.	248.	6.43	35.17	6.41	27.63	0.196	0.0
250.	248.	6.43	35.17	6.41	27.63	0.196	0.0

STAT: 151 POS: 57 55.0 N 5 42.0 E DATE: 3.4.83 TIME: 10.54

P (DBAR)	Z (M)	T (DEG C)	S (PPT)	THETA (DEG C)	SIGTET	DEL-D (DYN-M)	NAN (CPH)
0.	0.	5.04	31.70	5.04	25.06	0.0	0.0
10.	10.	5.18	32.29	5.18	25.51	0.028	23.20
20.	20.	5.95	34.52	5.95	27.18	0.043	12.47
30.	30.	6.26	34.73	6.26	27.30	0.051	4.99
40.	40.	6.15	34.77	6.14	27.35	0.058	3.26
50.	50.	6.62	34.88	6.62	27.38	0.065	2.81
75.	74.	6.94	35.01	6.93	27.44	0.082	1.64
100.	99.	7.02	35.08	7.01	27.48	0.098	3.01
125.	124.	7.00	35.13	6.98	27.52	0.112	1.84
150.	149.	6.86	35.14	6.84	27.55	0.127	2.23
195.	193.	6.51	35.20	6.49	27.64	0.150	0.0

STAT: 152 POS: 57 51.0 N 5 37.0 E DATE: 3.4.83 TIME: 11.55

P (DBAR)	Z (M)	T (DEG C)	S (PPT)	THETA (DEG C)	SIGTET	DEL-D (DYN-M)	N*N (CPH)
0.	0.	4.99	31.78	4.99	25.12	0.0	0.0
10.	10.	5.00	31.83	5.00	25.16	0.028	16.73
20.	20.	5.58	33.71	5.58	26.58	0.049	17.81
30.	30.	6.01	34.63	6.01	27.26	0.059	9.56
40.	40.	6.57	34.88	6.57	27.38	0.067	5.45
50.	50.	6.88	34.99	6.87	27.42	0.074	3.03
75.	74.	7.02	35.09	7.01	27.49	0.089	2.53
100.	99.	6.83	35.13	6.82	27.54	0.103	2.45
125.	124.	6.49	35.17	6.48	27.63	0.116	2.87
150.	149.	6.46	35.18	6.45	27.64	0.128	****
160.	159.	6.46	35.18	6.45	27.64	0.133	0.0

STAT: 153 POS: 57 47.0 N 5 32.2 E DATE: 3.4.83 TIME: 12.20

P (DBAR)	Z (M)	T (DEG C)	S (PPT)	THETA (DEG C)	SIGTET	DEL-D (DYN-M)	N*N (CPH)
0.	0.	5.44	32.81	5.44	25.89	0.0	0.0
10.	10.	5.44	32.81	5.44	25.89	0.021	18.49
20.	20.	6.18	34.58	6.18	27.19	0.034	10.79
30.	30.	6.43	34.89	6.43	27.41	0.041	5.05
40.	40.	6.51	34.93	6.51	27.43	0.048	3.35
50.	50.	6.65	35.01	6.65	27.47	0.054	2.47
75.	74.	6.64	35.10	6.64	27.54	0.069	3.73
100.	99.	6.49	35.17	6.49	27.62	0.082	2.52
115.	114.	6.45	35.17	6.44	27.63	0.089	0.0

STAT: 154 POS: 57 42.8 N 5 27.0 E DATE: 3.4.83 TIME: 13.07

P (DBAR)	Z (M)	T (DEG C)	S (PPT)	THETA (DEG C)	SIGTET	DEL-D (DYN-M)	N*N (CPH)
0.	0.	5.51	32.76	5.51	25.84	0.0	0.0
10.	10.	5.51	32.86	5.51	25.92	0.021	21.36
20.	20.	6.49	34.91	6.49	27.42	0.032	7.62
30.	30.	6.59	35.05	6.58	27.51	0.038	4.75
40.	40.	6.72	35.12	6.72	27.55	0.044	1.57
50.	50.	6.71	35.13	6.70	27.56	0.049	1.80
75.	74.	6.60	35.14	6.59	27.58	0.062	2.06
100.	99.	6.52	35.19	6.51	27.64	0.074	0.0
100.	99.	6.52	35.19	6.51	27.64	0.074	0.0

STAT: 155 POS: 57 45.3 N 5 19.3 E DATE: 3.4.83 TIME: 13.45

P (DBAR)	Z (M)	T (DEG C)	S (PPT)	THETA (DEG C)	SIGTET	DEL-D (DYN-M)	N*V (CPH)
0.	0.	5.51	32.75	5.51	25.83	0.0	0.0
10.	10.	5.50	32.91	5.50	25.96	0.021	19.26
20.	20.	6.19	34.76	6.18	27.34	0.033	12.31
30.	30.	6.51	35.01	6.51	27.49	0.040	3.96
40.	40.	6.49	35.08	6.49	27.55	0.045	3.69
50.	50.	6.57	35.12	6.56	27.57	0.051	1.94
75.	74.	6.52	35.16	6.51	27.62	0.063	3.16
100.	99.	6.49	35.19	6.49	27.64	0.075	0.00
105.	104.	6.49	35.19	6.49	27.64	0.077	0.0

STAT: 156 POS: 57 49.7 N 5 24.2 E DATE: 3.4.83 TIME: 14.35

P (DBAR)	Z (M)	T (DEG C)	S (PPT)	THETA (DEG C)	SIGTET	DEL-D (DYN-M)	N*V (CPH)
0.	0.	5.27	32.17	5.27	25.40	0.0	0.0
10.	10.	5.82	33.68	5.82	26.53	0.023	19.98
20.	20.	6.08	34.37	6.08	27.04	0.035	12.17
30.	30.	6.27	34.70	6.27	27.28	0.044	8.76
40.	40.	6.44	35.03	6.44	27.52	0.051	5.64
50.	50.	6.46	35.09	6.45	27.56	0.056	4.42
75.	74.	6.46	35.18	6.45	27.64	0.068	1.59
100.	99.	6.48	35.19	6.47	27.64	0.080	1.04
115.	114.	6.49	35.20	6.48	27.64	0.086	0.0

STAT: 157 POS: 57 53.8 N 5 28.7 E DATE: 3.4.83 TIME: 15.35

P (DBAR)	Z (M)	T (DEG C)	S (PPT)	THETA (DEG C)	SIGTET	DEL-D (DYN-M)	N*V (CPH)
0.	0.	5.35	32.03	5.35	25.28	0.0	0.0
10.	10.	5.45	32.48	5.45	25.63	0.026	20.07
20.	20.	5.94	34.09	5.94	26.84	0.042	12.93
30.	30.	6.11	34.58	6.11	27.21	0.052	7.32
40.	40.	6.20	34.72	6.20	27.30	0.060	5.54
50.	50.	6.35	34.88	6.35	27.42	0.068	5.62
75.	74.	6.44	35.08	6.43	27.56	0.083	3.87
100.	99.	6.54	35.15	6.54	27.60	0.095	0.88
125.	124.	6.50	35.19	6.49	27.64	0.107	1.72
145.	144.	6.50	35.19	6.49	27.64	0.117	0.0

STAT: 158 POS: 57 58.0 N 5 33.5 E DATE: 3.4.83 TIME: 16.20

P (DBAR)	Z (M)	T (DEG C)	S (PPT)	THETA (DEG C)	SIGTET	DEL-D (DYN-M)	NAM (CFH)
0.	0.	5.06	31.57	5.06	24.95	0.0	0.0
10.	10.	4.99	32.21	4.99	25.47	0.029	23.20
20.	20.	5.57	34.32	5.57	27.07	0.044	13.51
30.	30.	5.60	34.57	5.60	27.26	0.053	6.00
40.	40.	6.47	34.81	6.47	27.34	0.061	1.64
50.	50.	6.04	34.79	6.04	27.38	0.068	4.29
75.	74.	6.77	35.07	6.76	27.50	0.084	2.53
100.	99.	7.02	35.07	7.01	27.47	0.100	1.78
125.	124.	6.96	35.08	6.95	27.49	0.115	1.62
150.	149.	6.76	35.07	6.75	27.51	0.130	2.07
200.	198.	6.61	35.15	6.59	27.59	0.158	2.53
225.	223.	6.49	35.19	6.47	27.64	0.170	0.0

STAT: 159 POS: 58 02.2 N 5 38.3 E DATE: 3.4.83 TIME: 18.17

P (DBAR)	Z (M)	T (DEG C)	S (PPT)	THETA (DEG C)	SIGTET	DEL-D (DYN-M)	NAM (CFH)
0.	0.	4.83	30.54	4.83	24.16	0.0	0.0
10.	10.	4.96	31.75	4.96	25.10	0.035	26.05
20.	20.	5.45	33.93	5.45	26.78	0.054	14.89
30.	30.	5.75	34.48	5.75	27.18	0.065	8.37
35.	35.	5.92	34.57	5.92	27.22	0.069	0.0

STAT: 161 POS: 58 10.5 N 5 48.0 E DATE: 3.4.83 TIME: 21.40

P (DBAR)	Z (M)	T (DEG C)	S (PPT)	THETA (DEG C)	SIGTET	DEL-D (DYN-M)	NAM (CFH)
0.	0.	4.21	28.54	4.21	22.63	0.0	0.0
10.	10.	4.28	29.16	4.28	23.12	0.051	22.23
20.	20.	4.52	32.33	4.52	25.61	0.087	24.82
30.	30.	4.80	33.48	4.80	26.49	0.106	13.89
40.	40.	5.14	34.16	5.14	26.99	0.119	10.83
50.	50.	5.56	34.49	5.55	27.20	0.129	5.87
75.	74.	6.04	34.69	6.04	27.30	0.150	3.07
100.	99.	6.26	34.80	6.25	27.36	0.168	2.86
125.	124.	6.67	34.91	6.66	27.39	0.186	1.45
150.	149.	6.39	34.90	6.38	27.42	0.203	2.27
200.	198.	6.73	34.99	6.71	27.45	0.235	1.49
250.	248.	6.90	35.10	6.88	27.52	0.266	2.19
300.	297.	6.55	35.12	6.53	27.58	0.294	*****
310.	307.	6.49	35.12	6.46	27.59	0.299	0.0

STAT: 162 POS: 58 21.0 N 5 50.0 E DATE: 3.4.83 TIME: 23.05

P (DBAR)	Z (M)	T (DEG C)	S (PPT)	THETA (DEG C)	SIGTET	DEL-D (DYN-M)	N*N (CPH)
0.	0.	3.97	28.20	3.97	22.38	0.0	0.0
10.	10.	3.96	28.51	3.96	22.63	0.054	16.30
20.	20.	4.11	30.35	4.11	24.08	0.100	25.52
30.	30.	4.57	32.66	4.57	25.87	0.128	19.18
40.	40.	4.96	33.64	4.95	26.60	0.145	9.79
50.	50.	5.26	34.11	5.25	26.94	0.158	8.82
75.	74.	5.62	34.47	5.61	27.18	0.182	4.72
100.	99.	5.90	34.63	5.90	27.27	0.203	3.10
125.	124.	6.29	34.77	6.28	27.33	0.222	2.43
150.	149.	6.51	34.86	6.50	27.38	0.241	2.34
200.	198.	6.62	34.97	6.60	27.45	0.275	1.97
220.	218.	6.73	35.07	6.71	27.47	0.287	0.0

STAT: 163 POS: 58 17.0 N 5 45.0 E DATE: 4.4.83 TIME: 0.02

P (DBAR)	Z (M)	T (DEG C)	S (PPT)	THETA (DEG C)	SIGTET	DEL-D (DYN-M)	N*N (CPH)
0.	0.	4.01	28.78	4.01	22.84	0.0	0.0
10.	10.	3.97	29.28	3.97	23.24	0.049	23.69
20.	20.	4.40	32.09	4.40	25.43	0.084	21.10
30.	30.	4.68	33.32	4.68	26.38	0.104	13.78
40.	40.	5.14	33.97	5.13	26.85	0.118	9.39
50.	50.	5.24	34.15	5.24	26.97	0.130	8.17
75.	74.	6.03	34.65	6.02	27.28	0.152	3.96
100.	99.	6.36	34.80	6.35	27.35	0.171	1.15
125.	124.	6.70	34.93	6.69	27.40	0.189	2.17
150.	149.	6.83	34.96	6.81	27.41	0.206	1.56
200.	198.	6.87	35.03	6.85	27.46	0.239	1.82
250.	248.	6.76	35.09	6.74	27.53	0.270	1.98
300.	297.	6.57	35.12	6.54	27.57	0.299	1.96
330.	327.	6.49	35.17	6.46	27.62	0.315	0.0

STAT: 164 POS: 58 13.0 N 5 40.0 E DATE: 4.4.83 TIME: 1.04

P (DBAR)	Z (M)	T (DEG C)	S (PPT)	THETA (DEG C)	SIGTET	DEL-D (DYN-M)	N*N (CPH)
0.	0.	4.10	28.46	4.10	22.58	0.0	0.0
10.	10.	4.34	30.01	4.34	23.79	0.050	22.33
20.	20.	4.45	32.10	4.45	25.44	0.085	26.46
30.	30.	4.76	33.77	4.75	26.73	0.103	13.64
40.	40.	5.44	34.25	5.43	27.03	0.114	8.07
50.	50.	5.80	34.54	5.79	27.21	0.123	4.88
75.	74.	6.26	34.77	6.26	27.33	0.143	2.99
100.	99.	6.65	34.91	6.64	27.40	0.161	2.49
125.	124.	6.72	34.96	6.71	27.43	0.178	1.31
150.	149.	6.83	35.00	6.81	27.44	0.194	0.62
200.	198.	6.37	34.94	6.31	27.46	0.227	2.21
250.	248.	6.79	35.12	6.76	27.55	0.257	2.06
300.	297.	6.50	35.19	6.47	27.64	0.284	0.0
300.	297.	6.50	35.19	6.47	27.64	0.284	0.0

STAT: 165 POS: 58 09.0 N 5 36.0 E DATE: 4.4.83 TIME: 1.53

P (DBAR)	Z (M)	T (DEG C)	S (PPT)	THETA (DEG C)	SIGTET	DEL-D (DYN-M)	NAN (CPH)
0.	0.	4.16	28.76	4.16	22.81	0.0	0.0
10.	10.	4.79	31.27	4.79	24.74	0.042	21.90
20.	20.	4.88	32.51	4.88	25.72	0.069	18.24
30.	30.	5.01	33.96	5.01	26.85	0.086	15.55
40.	40.	5.57	34.47	5.56	27.19	0.097	8.32
50.	50.	5.82	34.62	5.82	27.27	0.105	4.08
75.	74.	6.46	34.87	6.45	27.59	0.123	3.83
100.	99.	6.58	34.93	6.57	27.42	0.140	3.57
125.	124.	6.51	34.95	6.50	27.45	0.157	1.76
150.	149.	6.85	35.04	6.84	27.48	0.172	1.99
200.	198.	6.76	35.13	6.75	27.56	0.202	2.18
250.	248.	6.43	35.15	6.41	27.62	0.228	1.75
290.	287.	6.45	35.17	6.42	27.63	0.248	0.0

STAT: 166 POS: 58 04.5 N 5 31.0 E DATE: 4.4.83 TIME: 3.10

P (DBAR)	Z (M)	T (DEG C)	S (PPT)	THETA (DEG C)	SIGTET	DEL-D (DYN-M)	NAN (CPH)
0.	0.	4.65	31.00	4.65	24.54	0.0	0.0
10.	10.	4.82	31.62	4.82	25.01	0.033	21.88
20.	20.	5.42	33.95	5.42	26.79	0.053	17.10
30.	30.	5.73	34.40	5.73	27.11	0.064	8.90
40.	40.	6.04	34.63	6.04	27.25	0.072	3.91
50.	50.	6.28	34.75	6.27	27.32	0.080	3.78
75.	74.	6.11	34.82	6.10	27.39	0.098	3.07
100.	99.	6.73	35.01	6.72	27.46	0.114	2.91
125.	124.	6.94	35.06	6.93	27.48	0.129	1.75
150.	149.	6.94	35.09	6.93	27.50	0.145	1.87
200.	198.	6.79	35.13	6.77	27.55	0.174	1.77
250.	248.	6.53	35.14	6.51	27.60	0.200	*****
270.	268.	6.53	35.16	6.51	27.61	0.211	0.0

STAT: 167 POS: 58 00.0 N 5 26.5 E DATE: 4.4.83 TIME: 4.05

P (DBAR)	Z (M)	T (DEG C)	S (PPT)	THETA (DEG C)	SIGTET	DEL-D (DYN-M)	NAN (CPH)
0.	0.	4.44	30.88	4.44	24.47	0.0	0.0
10.	10.	4.70	31.81	4.70	25.18	0.033	27.07
20.	20.	5.44	34.27	5.44	27.04	0.049	11.40
30.	30.	5.80	34.54	5.80	27.21	0.058	5.25
40.	40.	5.91	34.68	5.91	27.31	0.066	4.54
50.	50.	5.79	34.67	5.79	27.32	0.073	3.71
75.	74.	6.56	34.92	6.56	27.41	0.090	2.59
100.	99.	6.98	35.04	6.97	27.45	0.107	1.90
125.	124.	6.60	35.00	6.58	27.47	0.122	2.10
150.	149.	7.05	35.13	7.04	27.51	0.137	1.57
200.	198.	6.55	35.14	6.53	27.59	0.165	2.55
240.	238.	6.46	35.18	6.44	27.63	0.185	0.0

STAT: 168 POS: 57 56.0 N 5 21.6 E DATE: 4.4.83 TIME: 5.05

P (DBAR)	Z (M)	T (DEG C)	S (PPT)	THETA (DEG C)	SIGTET	DEL-D (DYN-M)	N*N (CPH)
0.	0.	5.08	32.03	5.08	25.31	0.0	0.0
10.	10.	5.75	33.57	5.75	26.45	0.024	22.71
20.	20.	6.09	34.53	6.09	27.17	0.036	10.99
30.	30.	6.19	34.75	6.18	27.33	0.044	4.70
40.	40.	6.26	34.82	6.25	27.37	0.051	6.00
50.	50.	6.53	35.03	6.53	27.51	0.058	4.60
75.	74.	6.71	35.13	6.71	27.56	0.071	1.57
100.	99.	6.56	35.14	6.55	27.59	0.084	2.44
125.	124.	6.48	35.16	6.46	27.62	0.097	1.97
140.	139.	6.49	35.19	6.48	27.64	0.104	0.0

STAT: 169 POS: 57 52.0 N 5 16.5 E DATE: 4.4.83 TIME: 6.10

P (DBAR)	Z (M)	T (DEG C)	S (PPT)	THETA (DEG C)	SIGTET	DEL-D (DYN-M)	N*N (CPH)
0.	0.	6.26	34.75	6.26	27.32	0.0	0.0
10.	10.	6.26	34.75	6.26	27.32	0.007	0.28
20.	20.	6.27	34.82	6.27	27.38	0.015	5.87
30.	30.	6.28	34.92	6.28	27.45	0.021	3.23
40.	40.	6.30	34.97	6.30	27.49	0.027	4.35
50.	50.	6.33	35.04	6.33	27.54	0.033	3.07
75.	74.	6.49	35.17	6.48	27.62	0.046	2.93
100.	99.	6.45	35.18	6.45	27.63	0.057	0.88
120.	119.	6.44	35.17	6.42	27.63	0.066	0.0

STAT: 170 POS: 57 48.0 N 5 12.0 E DATE: 4.4.83 TIME: 6.59

P (DBAR)	Z (M)	T (DEG C)	S (PPT)	THETA (DEG C)	SIGTET	DEL-D (DYN-M)	N*N (CPH)
0.	0.	5.27	32.75	5.27	25.86	0.0	0.0
10.	10.	5.69	33.61	5.69	26.49	0.020	19.59
20.	20.	6.13	34.62	6.13	27.24	0.030	8.30
30.	30.	6.31	34.85	6.31	27.40	0.037	5.56
40.	40.	6.45	35.02	6.45	27.51	0.044	6.11
50.	50.	6.58	35.14	6.57	27.59	0.049	3.89
75.	74.	6.43	35.17	6.43	27.63	0.061	1.33
95.	94.	6.45	35.17	6.44	27.63	0.070	0.0

STAT: 171 POS: 57 42.4 N 5 06.3 E DATE: 4.4.83 TIME: 7.58

P (DBAR)	Z (M)	T (DEG C)	S (PPT)	THETA (DEG C)	SIGTET	DEL-D (DYN-M)	N*N (CPH)
0.	0.	5.67	33.47	5.67	26.38	0.0	0.0
10.	10.	5.93	34.02	5.93	26.78	0.016	19.25
20.	20.	6.23	35.04	6.23	27.56	0.023	3.93
30.	30.	6.24	35.08	6.24	27.58	0.028	2.72
40.	40.	6.29	35.14	6.29	27.63	0.033	3.61
50.	50.	6.34	35.15	6.34	27.63	0.037	0.48
75.	74.	6.35	35.16	6.34	27.63	0.049	0.42
95.	94.	6.35	35.16	6.34	27.63	0.058	0.0

STAT: 172 POS: 57 50.0 N 5 04.0 E DATE: 4.4.83 TIME: 9.06

P (DBAR)	Z (M)	T (DEG C)	S (PPT)	THETA (DEG C)	SIGTET	DEL-D (DYN-M)	N*N (CPH)
0.	0.	5.83	34.09	5.83	26.85	0.0	0.0
10.	10.	6.01	34.28	6.01	26.98	0.011	8.11
20.	20.	6.26	34.79	6.26	27.35	0.021	11.57
30.	30.	6.36	35.05	6.36	27.55	0.027	3.96
40.	40.	6.38	35.09	6.38	27.57	0.032	3.41
50.	50.	6.39	35.13	6.38	27.61	0.037	3.09
75.	74.	6.35	35.16	6.34	27.64	0.048	0.74
90.	89.	6.35	35.15	6.34	27.63	0.055	0.0

STAT: 173 POS: 57 54.5 N 5 09.0 E DATE: 4.4.83 TIME: 9.54

P (DBAR)	Z (M)	T (DEG C)	S (PPT)	THETA (DEG C)	SIGTET	DEL-D (DYN-M)	N*N (CPH)
0.	0.	5.59	33.57	5.59	26.47	0.0	0.0
10.	10.	6.11	34.43	6.11	27.09	0.013	12.93
20.	20.	6.25	34.74	6.25	27.32	0.022	9.18
30.	30.	6.73	35.11	6.73	27.54	0.029	6.30
40.	40.	6.70	35.13	6.70	27.56	0.034	2.36
50.	50.	6.50	35.11	6.49	27.58	0.039	3.07
75.	74.	6.43	35.18	6.43	27.64	0.051	1.42
100.	99.	6.44	35.19	6.43	27.64	0.062	0.00
110.	109.	6.44	35.19	6.43	27.65	0.067	0.0

STAT: 174 POS: 57 59.0 N 5 13.3 E DATE: 4.4.83 TIME: 10.39

P (DBAR)	Z (M)	T (DEG C)	S (PPT)	THETA (DEG C)	SIGTET	DEL-D (DYN-M)	N*N (CPH)
0.	0.	5.19	32.44	5.19	25.63	0.0	0.0
10.	10.	5.86	33.75	5.86	26.58	0.021	21.48
20.	20.	6.12	34.51	6.12	27.15	0.032	8.94
30.	30.	6.32	34.88	6.32	27.42	0.040	5.90
40.	40.	6.32	34.94	6.32	27.46	0.046	5.37
50.	50.	6.71	35.09	6.70	27.53	0.052	2.12
75.	74.	6.69	35.14	6.68	27.57	0.065	1.24
100.	99.	6.52	35.15	6.51	27.60	0.078	2.39
125.	124.	6.52	35.21	6.50	27.65	0.089	1.50
145.	144.	6.52	35.21	6.50	27.65	0.099	0.0

STAT: 175 POS: 58 03.0 N 5 18.2 E DATE: 4.4.83 TIME: 11.26

P (DBAR)	Z (M)	T (DEG C)	S (PPT)	THETA (DEG C)	SIGTET	DEL-D (DYN-M)	N*N (CPH)
0.	0.	4.88	31.41	4.88	24.84	0.0	0.0
10.	10.	5.24	33.05	5.24	26.10	0.028	24.85
20.	20.	6.00	34.27	6.00	26.97	0.042	10.96
30.	30.	6.19	34.60	6.19	27.22	0.051	4.55
40.	40.	6.21	34.66	6.21	27.26	0.059	3.72
50.	50.	6.22	34.71	6.21	27.30	0.067	3.99
75.	74.	6.84	35.00	6.84	27.44	0.085	3.58
100.	99.	6.53	35.04	6.52	27.52	0.100	3.55
125.	124.	6.78	35.13	6.77	27.55	0.114	1.54
150.	149.	6.61	35.13	6.59	27.58	0.127	2.27
200.	198.	6.52	35.21	6.50	27.65	0.152	0.95
230.	228.	6.52	35.20	6.50	27.64	0.166	0.0

STAT: 176 POS: 58 07.0 N 5 23.3 E DATE: 4.4.83 TIME: 12.26

P (DBAR)	Z (M)	T (DEG C)	S (PPT)	THETA (DEG C)	SIGTET	DEL-D (DYN-M)	N*N (CPH)
0.	0.	4.78	30.71	4.78	24.30	0.0	0.0
10.	10.	4.87	31.46	4.87	24.89	0.035	20.38
20.	20.	5.38	33.58	5.37	26.50	0.058	21.31
30.	30.	5.74	34.45	5.74	27.15	0.069	7.29
40.	40.	6.02	34.65	6.02	27.28	0.078	5.38
50.	50.	6.22	34.74	6.22	27.32	0.085	2.62
75.	74.	6.65	34.91	6.63	27.40	0.103	2.44
100.	99.	6.81	34.98	6.80	27.43	0.120	1.57
125.	124.	7.03	35.05	7.01	27.46	0.136	2.05
150.	149.	6.92	35.10	6.91	27.51	0.151	2.18
200.	198.	6.66	35.13	6.65	27.57	0.179	1.96
250.	248.	6.46	35.13	6.44	27.60	0.206	1.25
280.	277.	6.48	35.16	6.45	27.62	0.221	0.0

STAT: 177 POS: 58 11.4 N 5 28.0 E DATE: 4.4.83 TIME: 13.16

P (DBAR)	Z (M)	T (DEG C)	S (PPT)	THETA (DEG C)	SIGTET	DEL-D (DYN-M)	N*N (CPH)
0.	0.	4.73	30.52	4.73	24.15	0.0	0.0
10.	10.	4.67	30.74	4.67	24.33	0.037	12.94
20.	20.	4.89	32.25	4.89	25.51	0.069	24.77
30.	30.	5.58	34.16	5.58	26.94	0.085	12.42
40.	40.	5.94	34.57	5.93	27.22	0.094	7.41
50.	50.	5.98	34.67	5.98	27.29	0.102	4.31
75.	74.	6.84	34.96	6.83	27.41	0.120	2.71
100.	99.	6.02	35.03	6.91	27.46	0.137	2.45
125.	124.	6.87	35.08	6.86	27.50	0.152	2.13
150.	149.	6.92	35.11	6.91	27.52	0.166	1.43
200.	198.	6.69	35.13	6.67	27.57	0.195	1.86
250.	248.	6.42	35.15	6.40	27.62	0.221	1.54
290.	287.	6.44	35.17	6.41	27.64	0.241	0.0

STAT: 178 POS: 58 15.2 N 5 32.0 E DATE: 4.4.83 TIME: 14.07

P (DBAR)	Z (M)	T (DEG C)	S (PPT)	THETA (DEG C)	SIGTET	DEL-D (DYN-M)	NAN (CPH)
0.	0.	4.28	28.57	4.28	22.65	0.0	0.0
10.	10.	4.41	30.63	4.41	24.27	0.044	20.66
20.	20.	4.65	32.08	4.64	25.40	0.076	17.15
30.	30.	4.85	33.41	4.85	26.43	0.098	18.85
40.	40.	5.18	34.23	5.18	27.04	0.110	10.09
50.	50.	5.41	34.45	5.40	27.19	0.120	5.58
75.	74.	6.31	34.83	6.31	27.58	0.139	4.29
100.	99.	6.56	34.90	6.55	27.40	0.157	2.10
125.	124.	6.46	34.94	6.45	27.44	0.174	2.16
150.	149.	6.81	35.03	6.80	27.47	0.189	1.72
200.	198.	6.89	35.13	6.87	27.54	0.219	1.92
250.	248.	6.64	35.14	6.62	27.58	0.247	1.81
300.	297.	6.51	35.21	6.49	27.65	0.273	*****
315.	312.	6.51	35.21	6.48	27.65	0.280	0.0

STAT: 179 POS: 58 18.2 N 5 24.6 E DATE: 4.4.83 TIME: 15.01

P (DBAR)	Z (M)	T (DEG C)	S (PPT)	THETA (DEG C)	SIGTET	DEL-D (DYN-M)	NAN (CPH)
0.	0.	4.35	28.90	4.35	22.91	0.0	0.0
10.	10.	4.39	29.15	4.39	23.10	0.049	24.22
20.	20.	4.74	32.38	4.74	25.62	0.083	23.34
30.	30.	4.68	33.82	4.68	26.77	0.099	11.55
40.	40.	5.04	34.23	5.04	27.06	0.111	7.95
50.	50.	5.18	34.36	5.18	27.14	0.120	5.70
75.	74.	6.73	34.88	6.72	27.36	0.140	2.99
100.	99.	6.73	34.94	6.72	27.41	0.157	2.56
125.	124.	6.91	35.02	6.90	27.45	0.174	2.46
150.	149.	7.04	35.11	7.03	27.50	0.190	2.22
200.	198.	6.80	35.11	6.78	27.54	0.219	1.68
250.	248.	6.61	35.13	6.59	27.57	0.247	1.69
300.	297.	6.47	35.17	6.44	27.63	0.274	*****
320.	317.	6.50	35.18	6.47	27.63	0.284	0.0

STAT: 180 POS: 58 14.0 N 5 19.7 E DATE: 4.4.83 TIME: 16.08

P (DBAR)	Z (M)	T (DEG C)	S (PPT)	THETA (DEG C)	SIGTET	DEL-D (DYN-M)	NAN (CPH)
0.	0.	4.77	30.35	4.77	24.01	0.0	0.0
10.	10.	4.86	31.13	4.86	24.62	0.037	18.33
20.	20.	5.23	32.99	5.23	26.06	0.065	24.26
30.	30.	5.59	34.43	5.59	27.15	0.078	8.92
40.	40.	5.65	34.53	5.64	27.23	0.086	4.36
50.	50.	5.91	34.67	5.90	27.30	0.094	4.89
75.	74.	6.37	34.82	6.36	27.36	0.113	3.45
100.	99.	6.79	34.96	6.78	27.42	0.130	0.74
125.	124.	6.89	35.01	6.88	27.45	0.147	2.07
150.	149.	6.83	35.06	6.82	27.49	0.162	2.30
200.	198.	6.79	35.12	6.77	27.54	0.192	2.40
250.	248.	6.46	35.14	6.44	27.60	0.218	1.63
300.	297.	6.46	35.16	6.43	27.62	0.244	0.0
300.	297.	6.46	35.16	6.43	27.62	0.244	0.0

STAT: 181 POS: 58 09.9 N 5 15.1 E DATE: 4.4.83 TIME: 16.58

P (DBAR)	Z (M)	T (DEG C)	S (PPT)	THETA (DEG C)	SIGTET	DEL-D (DYN-M)	N*N (CPH)
0.	0.	4.73	30.28	4.73	25.96	0.0	0.0
10.	10.	4.85	31.41	4.85	24.84	0.037	26.77
20.	20.	4.98	33.92	4.98	26.82	0.057	15.84
30.	30.	5.40	34.33	5.40	27.10	0.068	5.76
40.	40.	5.76	34.51	5.75	27.20	0.077	4.99
50.	50.	5.80	34.60	5.79	27.26	0.085	4.98
75.	74.	6.72	34.86	6.72	27.35	0.104	3.08
100.	99.	6.87	34.95	6.86	27.40	0.122	1.98
125.	124.	6.94	34.99	6.93	27.42	0.139	2.19
150.	149.	7.11	35.08	7.10	27.46	0.155	2.00
200.	198.	7.97	35.12	7.05	27.50	0.186	1.59
250.	248.	6.82	35.13	6.79	27.55	0.216	1.92
285.	282.	6.59	35.14	6.57	27.59	0.235	0.0

STAT: 182 POS: 58 05.6 N 5 10.3 E DATE: 4.4.83 TIME: 17.56

P (DBAR)	Z (M)	T (DEG C)	S (PPT)	THETA (DEG C)	SIGTET	DEL-D (DYN-M)	N*N (CPH)
0.	0.	4.87	31.05	4.87	24.56	0.0	0.0
10.	10.	4.87	31.28	4.87	24.74	0.033	19.16
20.	20.	5.03	33.86	5.02	26.77	0.056	21.34
30.	30.	5.27	34.44	5.27	27.20	0.066	4.92
40.	40.	5.38	34.51	5.38	27.24	0.074	3.04
50.	50.	5.52	34.63	5.51	27.32	0.082	4.44
75.	74.	6.49	34.93	6.49	27.43	0.100	2.27
100.	99.	6.39	35.00	6.88	27.44	0.116	2.38
125.	124.	6.96	35.07	6.95	27.48	0.132	2.27
150.	149.	6.74	35.10	6.73	27.53	0.147	2.23
200.	198.	6.48	35.16	6.46	27.62	0.174	2.33
225.	223.	6.53	35.20	6.51	27.64	0.186	0.0

STAT: 183 POS: 58 01.5 N 5 05.6 E DATE: 4.4.83 TIME: 18.42

P (DBAR)	Z (M)	T (DEG C)	S (PPT)	THETA (DEG C)	SIGTET	DEL-D (DYN-M)	N*N (CPH)
0.	0.	5.31	32.20	5.31	25.42	0.0	0.0
10.	10.	5.32	32.20	5.32	25.42	0.026	19.38
20.	20.	6.01	34.42	6.00	27.09	0.041	13.02
30.	30.	6.25	34.67	6.25	27.26	0.050	9.51
40.	40.	6.88	35.03	6.88	27.46	0.057	3.62
50.	50.	6.79	35.01	6.79	27.46	0.063	3.73
75.	74.	6.82	35.12	6.81	27.54	0.078	3.44
100.	99.	6.61	35.15	6.60	27.60	0.091	2.06
125.	124.	6.56	35.20	6.55	27.64	0.103	****
130.	129.	6.57	35.20	6.56	27.64	0.105	0.0

STAT: 184 POS: 57 57.4 N 5 00.9 E DATE: 4.4.83 TIME: 19.31

P (DBAR)	Z (M)	T (DEG C)	S (PPT)	THETA (DEG C)	SIGTET	DEL-D (DYN-M)	N*N (CPH)
0.	0.	6.02	34.24	6.02	26.95	0.0	0.0
10.	10.	6.06	34.30	6.06	26.99	0.011	11.06
20.	20.	6.28	34.91	6.28	27.44	0.019	6.74
30.	30.	6.57	35.04	6.57	27.51	0.025	3.58
40.	40.	6.63	35.11	6.63	27.56	0.030	3.56
50.	50.	6.61	35.14	6.60	27.58	0.035	2.72
75.	74.	6.45	35.17	6.44	27.63	0.047	2.34
100.	99.	6.48	35.20	6.48	27.64	0.059	0.0
100.	99.	6.48	35.20	6.48	27.64	0.059	0.0

STAT: 185 POS: 58 00.0 N 4 52.0 E DATE: 4.4.83 TIME: 20.18

P (DBAR)	Z (M)	T (DEG C)	S (PPT)	THETA (DEG C)	SIGTET	DEL-D (DYN-M)	N*N (CPH)
0.	0.	6.07	34.23	6.07	26.94	0.0	0.0
10.	10.	6.09	34.26	6.09	26.96	0.011	9.19
20.	20.	6.35	34.95	6.35	27.46	0.020	9.86
30.	30.	6.53	35.09	6.53	27.55	0.025	3.93
40.	40.	6.59	35.14	6.58	27.59	0.031	3.55
50.	50.	6.57	35.15	6.56	27.60	0.035	1.94
75.	74.	6.51	35.19	6.50	27.63	0.047	0.48
85.	84.	6.51	35.19	6.50	27.64	0.052	0.0

STAT: 186 POS: 58 04.3 N 4 57.0 E DATE: 4.4.83 TIME: 21.11

P (DBAR)	Z (M)	T (DEG C)	S (PPT)	THETA (DEG C)	SIGTET	DEL-D (DYN-M)	N*N (CPH)
0.	0.	5.55	32.78	5.55	25.85	0.0	0.0
10.	10.	5.56	32.81	5.56	25.87	0.021	16.84
20.	20.	6.22	34.57	6.21	27.19	0.035	13.45
30.	30.	6.61	34.87	6.61	27.37	0.043	5.15
40.	40.	6.95	35.00	6.94	27.42	0.050	3.80
50.	50.	7.04	35.06	7.04	27.46	0.056	2.24
75.	74.	6.99	35.10	6.98	27.50	0.071	2.51
100.	99.	6.84	35.13	6.83	27.54	0.085	2.56
125.	124.	6.60	35.16	6.58	27.60	0.098	2.76
140.	139.	6.54	35.18	6.53	27.63	0.106	0.0

STAT: 187 POS: 58 08.5 N 5 02.0 E DATE: 4.4.83 TIME: 22.03

P (DBAR)	Z (M)	T (DEG C)	S (PPT)	THETA (DEG C)	SIGTFT	DEL-D (DYN-M)	N*H (CPH)
0.	0.	4.89	31.10	4.89	24.60	0.0	0.0
10.	10.	4.89	31.10	4.89	24.60	0.033	16.91
20.	20.	5.19	33.34	5.19	26.34	0.058	20.98
30.	30.	5.52	34.39	5.51	27.13	0.070	10.81
40.	40.	5.88	34.60	5.88	27.25	0.079	6.66
50.	50.	5.55	34.61	5.55	27.30	0.087	4.22
75.	74.	6.77	34.93	6.77	27.39	0.105	3.62
100.	99.	6.96	35.03	6.95	27.45	0.121	2.55
125.	124.	6.79	35.06	6.78	27.50	0.137	2.16
150.	149.	6.76	35.10	6.74	27.54	0.151	2.50
200.	198.	6.61	35.22	6.60	27.65	0.177	1.68
240.	238.	6.61	35.22	6.59	27.65	0.196	0.0

STAT: 188 POS: 58 12.4 N 5 07.0 E DATE: 4.4.83 TIME: 22.49

P (DBAR)	Z (M)	T (DEG C)	S (PPT)	THETA (DEG C)	SIGTFT	DEL-D (DYN-M)	N*H (CPH)
0.	0.	4.66	30.46	4.66	24.11	0.0	0.0
10.	10.	4.67	30.50	4.67	24.14	0.038	29.55
20.	20.	5.79	34.52	5.79	27.20	0.055	10.06
30.	30.	5.71	34.56	5.70	27.24	0.064	5.08
40.	40.	5.74	34.61	5.73	27.28	0.072	2.61
50.	50.	6.21	34.76	6.20	27.34	0.080	4.22
75.	74.	6.61	34.88	6.61	27.38	0.098	3.68
100.	99.	6.93	34.98	6.92	27.42	0.115	1.44
125.	124.	6.89	34.99	6.87	27.43	0.131	1.95
150.	149.	6.87	35.04	6.86	27.47	0.147	1.66
200.	198.	6.98	35.08	6.96	27.49	0.179	1.30
250.	248.	7.00	35.12	6.97	27.52	0.209	2.08
295.	292.	6.52	35.17	6.49	27.62	0.234	0.0

STAT: 190 POS: 57 42.4 N 5 06.3 E DATE: 5.4.83 TIME: 4.41

P (DBAR)	Z (M)	T (DEG C)	S (PPT)	THETA (DEG C)	SIGTFT	DEL-D (DYN-M)	N*H (CPH)
0.	0.	6.17	34.81	6.17	27.38	0.0	0.0
10.	10.	6.16	34.79	6.16	27.37	0.007	2.85
20.	20.	6.25	35.05	6.25	27.56	0.013	7.21
30.	30.	6.26	35.09	6.26	27.59	0.019	4.66
40.	40.	6.31	35.16	6.31	27.64	0.023	1.27
50.	50.	6.32	35.16	6.31	27.64	0.028	1.33
75.	74.	6.33	35.16	6.32	27.64	0.039	*****
100.	99.	6.33	35.16	6.32	27.64	0.051	0.0
100.	99.	6.33	35.16	6.32	27.64	0.051	0.0

STAT: 191 POS: 57 47.0 N 5 11.0 E DATE: 5.4.83 TIME: 6.08

P (DBAR)	Z (M)	T (DEG C)	S (PPT)	THETA (DEG C)	SIGTET	DEL-D (DYN-M)	N*N (CPH)
0.	0.	5.73	33.67	5.73	26.54	0.0	0.0
10.	10.	5.73	33.67	5.73	26.53	0.015	11.37
20.	20.	6.23	34.83	6.22	27.39	0.026	13.73
30.	30.	6.37	35.12	6.37	27.60	0.031	4.50
40.	40.	6.44	35.15	6.44	27.62	0.036	1.98
50.	50.	6.48	35.17	6.48	27.63	0.041	2.34
75.	74.	6.49	35.19	6.49	27.64	0.052	0.68
95.	94.	6.49	35.19	6.48	27.64	0.061	0.0

STAT: 192 POS: 57 51.2 N 5 16.3 E DATE: 5.4.83 TIME: 7.00

P (DBAR)	Z (M)	T (DEG C)	S (PPT)	THETA (DEG C)	SIGTET	DEL-D (DYN-M)	N*N (CPH)
0.	0.	5.61	33.35	5.61	26.29	0.0	0.0
10.	10.	5.64	33.37	5.64	26.31	0.017	8.41
20.	20.	6.10	34.35	6.09	27.02	0.032	16.17
30.	30.	6.31	34.86	6.31	27.40	0.040	6.97
40.	40.	6.39	35.03	6.38	27.53	0.046	4.19
50.	50.	6.64	35.12	6.64	27.56	0.051	3.00
75.	74.	6.52	35.18	6.51	27.63	0.063	1.57
100.	99.	6.49	35.19	6.48	27.64	0.075	0.79
105.	104.	6.49	35.18	6.48	27.63	0.077	0.0

STAT: 193 POS: 57 55.6 N 5 20.5 E DATE: 5.4.83 TIME: 8.10

P (DBAR)	Z (M)	T (DEG C)	S (PPT)	THETA (DEG C)	SIGTET	DEL-D (DYN-M)	N*N (CPH)
0.	0.	5.66	33.44	5.66	26.36	0.0	0.0
10.	10.	5.70	33.53	5.70	26.43	0.016	11.91
20.	20.	6.09	34.41	6.09	27.07	0.029	12.13
30.	30.	6.43	34.83	6.43	27.36	0.037	6.39
40.	40.	6.66	35.00	6.65	27.46	0.044	5.36
50.	50.	6.81	35.11	6.80	27.53	0.049	3.14
75.	74.	6.54	35.12	6.53	27.57	0.063	2.79
100.	99.	6.55	35.18	6.54	27.62	0.075	2.44
125.	124.	6.52	35.20	6.50	27.65	0.087	0.70
140.	139.	6.52	35.21	6.51	27.65	0.094	0.0

STAT: 194 POS: 57 59.6 N 5 26.0 E DATE: 5.4.83 TIME: 9.49

P (DBAR)	Z (M)	T (DEG C)	S (PPT)	THETA (DEG C)	SIGTET	DEL-D (DYN-M)	N*M (CPH)
0.	0.	5.39	32.78	5.39	25.87	0.0	0.0
10.	10.	5.41	32.82	5.41	25.90	0.021	5.98
20.	20.	5.84	33.82	5.83	26.64	0.040	18.10
30.	30.	6.11	34.65	6.11	27.27	0.051	9.50
40.	40.	6.38	34.77	6.38	27.32	0.058	3.85
50.	50.	6.61	34.86	6.60	27.36	0.066	2.13
75.	74.	6.90	35.00	6.89	27.43	0.082	2.76
100.	99.	6.96	35.06	6.95	27.47	0.098	2.42
125.	124.	6.59	35.08	6.58	27.54	0.113	2.13
150.	149.	6.56	35.12	6.55	27.57	0.126	2.21
200.	198.	6.50	35.19	6.48	27.64	0.152	1.75
215.	213.	6.50	35.19	6.48	27.64	0.159	0.0

STAT: 195 POS: 58 04.3 N 5 31.0 E DATE: 5.4.83 TIME: 11.05

P (DBAR)	Z (M)	T (DEG C)	S (PPT)	THETA (DEG C)	SIGTET	DEL-D (DYN-M)	N*M (CPH)
0.	0.	5.11	32.60	5.11	25.76	0.0	0.0
10.	10.	5.11	32.63	5.11	25.78	0.022	5.96
20.	20.	5.15	33.01	5.15	26.08	0.043	15.70
30.	30.	5.33	34.28	5.32	27.07	0.057	12.77
40.	40.	5.72	34.52	5.71	27.21	0.066	5.98
50.	50.	6.10	34.69	6.10	27.30	0.074	2.97
75.	74.	6.58	35.03	6.58	27.50	0.092	3.06
100.	99.	6.96	35.00	6.95	27.43	0.109	2.10
125.	124.	7.03	35.06	7.02	27.46	0.125	2.20
150.	149.	7.06	35.11	7.04	27.50	0.141	1.92
200.	198.	6.80	35.13	6.78	27.55	0.170	2.02
250.	248.	6.52	35.16	6.50	27.61	0.197	****
260.	258.	6.50	35.18	6.48	27.63	0.202	0.0

STAT: 196 POS: 58 08.6 N 5 35.8 E DATE: 5.4.83 TIME: 12.24

P (DBAR)	Z (M)	T (DEG C)	S (PPT)	THETA (DEG C)	SIGTET	DEL-D (DYN-M)	N*M (CPH)
0.	0.	4.46	30.78	4.46	24.39	0.0	0.0
10.	10.	4.48	30.84	4.48	24.43	0.035	8.90
20.	20.	4.61	31.96	4.61	25.31	0.067	22.59
30.	30.	4.83	33.73	4.83	26.68	0.086	14.71
40.	40.	5.18	34.25	5.17	27.06	0.097	8.40
50.	50.	5.12	34.41	5.12	27.19	0.106	4.63
75.	74.	6.24	34.79	6.24	27.36	0.127	4.28
100.	99.	6.35	34.90	6.34	27.43	0.144	2.44
125.	124.	6.87	35.02	6.86	27.45	0.160	2.35
150.	149.	6.51	35.00	6.50	27.49	0.176	0.60
200.	198.	6.84	35.08	6.83	27.51	0.206	1.05
250.	248.	6.56	35.14	6.54	27.59	0.235	2.44
285.	282.	6.50	35.19	6.48	27.64	0.253	0.0

STAT: 197 POS: 58 12.0 N 5 40.2 E DATE: 5.4.83 TIME: 13.47

P (DBAR)	Z (M)	T (DEG C)	S (PPT)	THETA (DEG C)	SIGTET	DEL-D (DYN-M)	NAN (CPH)
0.	0.	4.31	30.33	4.31	24.04	0.0	0.0
10.	10.	4.32	30.46	4.32	24.14	0.038	15.94
20.	20.	4.53	32.54	4.53	25.77	0.069	21.63
30.	30.	5.01	33.90	5.01	26.80	0.086	13.78
40.	40.	5.32	34.22	5.32	27.02	0.097	6.77
50.	50.	5.57	34.41	5.57	27.14	0.107	6.31
75.	74.	5.91	34.62	5.90	27.26	0.128	2.87
100.	99.	6.16	34.73	6.15	27.32	0.147	1.98
125.	124.	6.39	34.81	6.38	27.35	0.166	2.21
150.	149.	6.63	34.90	6.62	27.39	0.184	1.81
200.	198.	6.84	35.03	6.82	27.46	0.217	2.12
250.	248.	6.98	35.12	6.96	27.52	0.248	2.08
300.	297.	6.51	35.14	6.48	27.60	0.277	0.0
300.	297.	6.51	35.14	6.48	27.60	0.277	0.0

STAT: 198 POS: 58 17.0 N 5 45.0 E DATE: 5.4.83 TIME: 14.33

P (DBAR)	Z (M)	T (DEG C)	S (PPT)	THETA (DEG C)	SIGTET	DEL-D (DYN-M)	NAN (CPH)
0.	0.	4.25	30.05	4.25	23.83	0.0	0.0
10.	10.	4.26	30.09	4.26	23.86	0.041	18.07
20.	20.	4.56	32.47	4.56	25.72	0.072	20.17
30.	30.	4.69	33.41	4.69	26.45	0.091	13.48
40.	40.	5.12	33.96	5.11	26.84	0.104	8.93
50.	50.	5.41	34.25	5.41	27.03	0.115	5.88
75.	74.	5.80	34.56	5.79	27.23	0.138	3.63
100.	99.	6.02	34.69	6.01	27.30	0.158	3.41
125.	124.	5.84	34.73	5.83	27.36	0.177	2.23
150.	149.	6.14	34.84	6.12	27.41	0.194	2.77
200.	198.	7.03	35.07	7.01	27.47	0.227	1.54
250.	248.	7.05	35.12	7.02	27.51	0.258	1.58
300.	297.	6.80	35.12	6.77	27.55	0.288	2.21
330.	327.	6.49	35.16	6.46	27.62	0.305	0.0

STAT: 199 POS: 58 21.0 N 5 50.0 E DATE: 5.4.83 TIME: 18.01

P (DBAR)	Z (M)	T (DEG C)	S (PPT)	THETA (DEG C)	SIGTET	DEL-D (DYN-M)	NAN (CPH)
0.	0.	4.13	29.67	4.13	23.54	0.0	0.0
10.	10.	4.08	29.69	4.08	23.55	0.043	10.13
20.	20.	4.31	30.35	4.31	24.06	0.084	12.29
30.	30.	4.55	30.96	4.55	24.52	0.120	20.27
40.	40.	4.76	33.24	4.76	26.31	0.145	16.91
50.	50.	4.77	33.75	4.77	26.71	0.160	8.92
75.	74.	5.23	34.40	5.22	27.17	0.188	7.02
100.	99.	6.07	34.65	6.06	27.27	0.209	2.90
125.	124.	6.44	34.85	6.43	27.38	0.228	3.35
150.	149.	6.48	34.92	6.47	27.43	0.245	2.26
200.	198.	6.89	35.06	6.87	27.48	0.278	****
205.	203.	6.90	35.07	6.88	27.49	0.281	0.0

STAT: 200 POS: 58 18.5 N 3 48.0 E DATE: 6.4.83 TIME: 0.45

P (DBAR)	Z (M)	T (DEG C)	S (PPT)	THETA (DEG C)	SIGTET	DEL-D (DYN-M)	N*H (CPH)
0.	0.	6.42	34.93	6.42	27.44	0.0	0.0
10.	10.	6.40	34.94	6.40	27.45	0.006	2.26
20.	20.	6.39	34.95	6.39	27.46	0.012	2.37
30.	30.	6.33	35.00	6.33	27.51	0.018	4.94
40.	40.	6.44	35.09	6.44	27.57	0.024	2.87
50.	50.	6.41	35.10	6.40	27.58	0.029	1.55
75.	74.	6.40	35.14	6.39	27.61	0.041	2.13
100.	99.	6.46	35.19	6.45	27.64	0.053	0.92
110.	109.	6.46	35.19	6.45	27.64	0.057	0.0

STAT: 201 POS: 58 21.6 N 3 56.0 E DATE: 6.4.83 TIME: 1.46

P (DBAR)	Z (M)	T (DEG C)	S (PPT)	THETA (DEG C)	SIGTET	DEL-D (DYN-M)	N*H (CPH)
0.	0.	6.09	34.61	6.09	27.23	0.0	0.0
10.	10.	6.09	34.63	6.09	27.24	0.008	2.34
20.	20.	6.11	34.70	6.11	27.30	0.016	4.67
30.	30.	6.21	34.94	6.20	27.48	0.023	8.12
40.	40.	6.34	35.07	6.33	27.57	0.029	4.18
50.	50.	6.41	35.13	6.41	27.60	0.034	3.28
75.	74.	6.47	35.19	6.46	27.64	0.046	0.39
100.	99.	6.45	35.19	6.44	27.64	0.057	0.96
125.	124.	6.42	35.18	6.41	27.64	0.068	*****
130.	129.	6.42	35.19	6.41	27.65	0.071	0.0

STAT: 202 POS: 58 23.7 N 4 05.0 E DATE: 6.4.83 TIME: 2.45

P (DBAR)	Z (M)	T (DEG C)	S (PPT)	THETA (DEG C)	SIGTET	DEL-D (DYN-M)	N*H (CPH)
0.	0.	5.86	34.33	5.86	27.04	0.0	0.0
10.	10.	5.87	34.34	5.87	27.04	0.010	0.62
20.	20.	5.87	34.34	5.87	27.04	0.020	3.87
30.	30.	6.32	34.54	6.32	27.14	0.030	6.19
40.	40.	6.57	34.74	6.57	27.27	0.038	5.76
50.	50.	6.82	34.86	6.81	27.34	0.046	3.74
75.	74.	6.98	34.99	6.97	27.42	0.063	2.78
100.	99.	7.01	35.06	7.00	27.46	0.080	2.17
125.	124.	7.06	35.09	7.04	27.48	0.095	2.09
150.	149.	6.98	35.12	6.96	27.52	0.110	2.88
175.	173.	6.60	35.19	6.59	27.63	0.123	0.0

STAT: 203 POS: 58 26.0 N 4 13.0 E DATE: 6.4.83 TIME: 3.42

P (DBAR)	Z (M)	T (DEG C)	S (PPT)	THETA (DEG C)	SIGTET	DEL-D (DYN-M)	NAN (CPH)
0.	0.	4.78	31.99	4.78	25.31	0.0	0.0
10.	10.	4.86	32.26	4.86	25.52	0.026	16.23
20.	20.	5.12	33.22	5.12	26.25	0.046	9.22
30.	30.	5.38	33.77	5.37	26.66	0.062	11.93
40.	40.	5.79	34.22	5.79	26.96	0.074	6.49
50.	50.	5.93	34.31	5.93	27.02	0.085	5.58
75.	74.	6.46	34.69	6.45	27.25	0.108	4.34
100.	99.	6.91	34.88	6.90	27.34	0.127	2.15
125.	124.	7.08	34.98	7.06	27.39	0.145	2.87
150.	149.	7.35	35.10	7.33	27.45	0.162	2.21
200.	198.	7.04	35.15	7.03	27.53	0.193	1.25
250.	248.	6.89	35.14	6.86	27.55	0.222	2.03
280.	277.	6.61	35.17	6.59	27.61	0.238	0.0

STAT: 204 POS: 58 29.5 N 4.21.0 E DATE: 6.4.83 TIME: 4.44

P (DBAR)	Z (M)	T (DEG C)	S (PPT)	THETA (DEG C)	SIGTET	DEL-D (DYN-M)	NAN (CPH)
0.	0.	4.75	31.57	4.75	24.98	0.0	0.0
10.	10.	4.75	31.58	4.75	24.99	0.030	1.52
20.	20.	4.77	31.60	4.76	25.01	0.059	15.66
30.	30.	5.26	33.71	5.25	26.62	0.081	17.94
40.	40.	5.68	34.09	5.67	26.87	0.094	7.35
50.	50.	6.00	34.36	5.99	27.05	0.105	6.29
75.	74.	6.65	34.67	6.65	27.20	0.128	3.82
100.	99.	6.92	34.86	6.91	27.32	0.148	3.84
125.	124.	7.20	35.00	7.19	27.39	0.166	2.83
150.	149.	7.19	35.06	7.17	27.44	0.183	2.56
200.	198.	6.99	35.15	6.98	27.54	0.214	2.30
250.	248.	6.76	35.14	6.74	27.56	0.242	*****
275.	272.	6.65	35.15	6.63	27.59	0.255	0.0

STAT: 205 POS: 58 35.0 N 4 38.0 E DATE: 6.4.83 TIME: 6.20

P (DBAR)	Z (M)	T (DEG C)	S (PPT)	THETA (DEG C)	SIGTET	DEL-D (DYN-M)	NAN (CPH)
0.	0.	4.29	30.61	4.29	24.27	0.0	0.0
10.	10.	4.50	30.90	4.50	24.47	0.036	9.71
20.	20.	4.67	31.24	4.67	24.73	0.069	17.92
30.	30.	5.17	33.47	5.17	26.44	0.093	18.28
40.	40.	5.56	34.05	5.56	26.85	0.107	9.61
50.	50.	5.88	34.29	5.88	27.01	0.118	4.71
75.	74.	5.92	34.59	5.91	27.24	0.141	4.48
100.	99.	6.39	34.80	6.39	27.35	0.161	2.93
125.	124.	6.93	34.96	6.92	27.40	0.179	2.46
150.	149.	7.07	35.04	7.06	27.44	0.195	2.37
200.	198.	7.05	35.12	7.03	27.51	0.222	1.93
240.	238.	6.68	35.15	6.66	27.58	0.249	0.0

STAT: 206 POS: 58 40.0 N 4 54.0 E DATE: 6.4.83 TIME: 7.57

P (DBAR)	Z (M)	T (DEG C)	S (PPT)	THETA (DEG C)	SIGTET	DEL-D (DYN-M)	N*N (CPH)
0.	0.	4.19	29.12	4.19	23.10	0.0	0.0
10.	10.	4.20	29.18	4.20	23.14	0.048	6.79
20.	20.	4.26	29.49	4.26	23.38	0.094	14.51
30.	30.	4.50	31.93	4.49	25.30	0.131	26.91
40.	40.	5.34	33.98	5.34	26.83	0.150	14.82
50.	50.	5.65	34.20	5.65	26.96	0.162	6.84
75.	74.	6.26	34.58	6.26	27.19	0.186	4.40
100.	99.	6.70	34.77	6.69	27.28	0.207	3.82
125.	124.	7.23	35.01	7.22	27.40	0.226	3.58
150.	149.	7.29	35.11	7.28	27.46	0.242	2.56
200.	198.	6.87	35.14	6.86	27.55	0.272	*****
205.	203.	6.82	35.14	6.80	27.56	0.275	0.0

STAT: 207 POS: 58 46.0 N 5 10.5 E DATE: 6.4.83 TIME: 9.35

P (DBAR)	Z (M)	T (DEG C)	S (PPT)	THETA (DEG C)	SIGTFT	DEL-D (DYN-M)	N*N (CPH)
0.	0.	4.17	28.57	4.17	22.66	0.0	0.0
10.	10.	4.12	28.71	4.12	22.77	0.051	14.48
20.	20.	4.15	29.83	4.14	23.67	0.097	13.33
30.	30.	4.52	31.02	4.52	24.57	0.136	20.27
40.	40.	4.63	32.98	4.63	26.11	0.163	21.50
50.	50.	6.12	34.15	6.11	26.87	0.178	10.68
75.	74.	6.05	34.44	6.05	27.11	0.204	3.71
100.	99.	6.35	34.66	6.34	27.24	0.226	3.31
125.	124.	6.71	34.82	6.70	27.31	0.246	3.18
150.	149.	7.24	35.05	7.22	27.43	0.264	3.18
185.	183.	7.19	35.12	7.18	27.49	0.286	0.0

STAT: 208 POS: 58 50.0 N 4 40.0 E DATE: 6.4.83 TIME: 12.27

P (DBAR)	Z (M)	T (DEG C)	S (PPT)	THETA (DEG C)	SIGTET	DEL-D (DYN-M)	N*N (CPH)
0.	0.	4.39	29.64	4.39	23.49	0.0	0.0
10.	10.	4.36	29.89	4.36	23.69	0.043	16.45
20.	20.	4.64	31.09	4.64	24.62	0.080	10.17
30.	30.	4.65	31.23	4.65	24.72	0.113	6.11
40.	40.	4.69	31.89	4.68	25.24	0.143	21.86
50.	50.	5.18	33.55	5.18	26.51	0.163	11.36
75.	74.	6.03	34.29	6.02	26.99	0.193	5.88
100.	99.	6.55	34.61	6.54	27.17	0.217	4.35
125.	124.	6.97	34.89	6.95	27.34	0.238	3.97
150.	149.	7.21	35.04	7.20	27.42	0.255	2.91
200.	198.	7.02	35.15	7.00	27.53	0.286	1.77
230.	228.	6.73	35.16	6.71	27.59	0.303	0.0

STAT: 209 POS: 58 54.0 N 4 35.0 E DATE: 6.4.83 TIME: 13.25

P (DBAR)	Z (M)	T (DEG C)	S (PPT)	THETA (DEG C)	SIGTET	DEL-D (DYN-M)	NAN (CPH)
0.	0.	4.71	30.86	4.71	24.42	0.0	0.0
10.	10.	4.67	30.86	4.67	24.43	0.035	7.83
20.	20.	4.56	31.87	4.56	25.24	0.067	20.05
30.	30.	4.84	32.99	4.84	26.10	0.089	8.74
40.	40.	4.80	33.10	4.79	26.20	0.108	5.45
50.	50.	5.07	33.46	5.07	26.45	0.125	12.46
75.	74.	6.13	34.38	6.13	27.04	0.156	6.02
100.	99.	6.68	34.72	6.67	27.74	0.179	4.99
125.	124.	7.07	34.94	7.05	27.36	0.199	3.67
150.	149.	7.08	35.04	7.07	27.44	0.216	2.85
200.	198.	6.96	35.14	6.94	27.53	0.246	2.19
245.	243.	6.69	35.18	6.67	27.60	0.271	0.0

STAT: 210 POS: 58 58.5 N 4 30.0 E DATE: 6.4.83 TIME: 14.27

P (DBAR)	Z (M)	T (DEG C)	S (PPT)	THETA (DEG C)	SIGTET	DEL-D (DYN-M)	NAN (CPH)
0.	0.	4.81	31.11	4.81	24.61	0.0	0.0
10.	10.	4.69	31.17	4.69	24.67	0.033	10.64
20.	20.	4.88	32.02	4.88	25.33	0.063	12.41
30.	30.	4.89	32.81	4.89	25.95	0.087	15.10
40.	40.	4.81	33.17	4.81	26.25	0.106	6.03
50.	50.	4.95	33.42	4.94	26.43	0.123	8.38
75.	74.	6.04	34.32	6.04	27.01	0.155	4.52
100.	99.	6.69	34.76	6.68	27.78	0.177	4.55
125.	124.	7.17	35.01	7.15	27.41	0.195	2.95
150.	149.	7.23	35.08	7.21	27.45	0.212	2.43
200.	198.	6.92	35.13	6.90	27.53	0.242	2.12
250.	248.	6.73	35.17	6.71	27.60	0.269	0.0
250.	248.	6.73	35.17	6.71	27.60	0.269	0.0

STAT: 211 POS: 59 03.0 N 4 24.0 E DATE: 6.4.83 TIME: 16.04

P (DBAR)	Z (M)	T (DEG C)	S (PPT)	THETA (DEG C)	SIGTET	DEL-D (DYN-M)	NAN (CPH)
0.	0.	4.93	31.71	4.93	25.07	0.0	0.0
10.	10.	5.01	31.96	5.01	25.27	0.028	12.92
20.	20.	4.80	32.52	4.80	25.73	0.053	10.37
30.	30.	5.23	33.10	5.22	26.15	0.073	10.62
40.	40.	5.49	33.52	5.49	26.45	0.090	9.19
50.	50.	5.77	33.75	5.76	26.60	0.105	5.63
75.	74.	6.20	34.47	6.20	27.11	0.136	7.17
100.	99.	6.78	34.83	6.77	27.32	0.157	3.95
125.	124.	6.89	34.91	6.87	27.36	0.175	2.59
150.	149.	6.99	34.99	6.98	27.42	0.193	2.37
200.	198.	7.06	35.11	7.05	27.50	0.225	2.36
250.	248.	6.80	35.17	6.78	27.58	0.254	0.0
250.	248.	6.80	35.17	6.78	27.58	0.254	0.0

STAT: 212 POS: 59 07.6 N 4 18.0 E DATE: 6.4.83 TIME: 16.56

P (DBAR)	Z (M)	T (DEG C)	S (PPT)	THETA (DEG C)	SIGTET	DEL-D (DYN-M)	N*N (CPH)
0.	0.	4.85	31.48	4.85	24.90	0.0	0.0
10.	10.	4.99	32.00	4.99	25.30	0.029	11.49
20.	20.	4.83	32.40	4.83	25.63	0.054	13.89
30.	30.	5.10	33.12	5.09	26.17	0.075	9.29
40.	40.	5.23	33.42	5.23	26.40	0.092	9.04
50.	50.	5.41	33.76	5.41	26.65	0.107	7.24
75.	74.	6.03	34.36	6.02	27.05	0.138	7.06
100.	99.	6.48	34.69	6.48	27.25	0.161	5.45
125.	124.	7.19	34.96	7.18	27.36	0.180	3.10
150.	149.	7.19	35.02	7.18	27.41	0.198	2.59
200.	198.	7.03	35.11	7.02	27.50	0.230	2.16
250.	248.	6.82	35.15	6.80	27.57	0.260	****
255.	253.	6.80	35.16	6.78	27.57	0.262	0.0

STAT: 213 POS: 59 12.0 N 4 14.0 E DATE: 6.4.83 TIME: 18.35

P (DBAR)	Z (M)	T (DEG C)	S (PPT)	THETA (DEG C)	SIGTET	DEL-D (DYN-M)	N*N (CPH)
0.	0.	5.00	31.93	5.00	25.25	0.0	0.0
10.	10.	5.03	32.21	5.03	25.46	0.027	8.99
20.	20.	4.95	32.31	4.95	25.55	0.051	16.41
30.	30.	5.24	33.64	5.23	26.57	0.069	9.01
40.	40.	5.47	33.91	5.47	26.76	0.083	9.06
50.	50.	6.10	34.28	6.10	26.97	0.095	6.36
75.	74.	6.35	34.60	6.35	27.19	0.119	4.13
100.	99.	6.63	34.77	6.63	27.29	0.140	3.16
125.	124.	6.82	34.90	6.81	27.36	0.159	2.80
150.	149.	7.06	35.01	7.05	27.42	0.176	2.56
200.	198.	7.09	35.11	7.07	27.50	0.208	1.65
250.	248.	6.70	35.14	6.68	27.57	0.238	****
260.	258.	6.65	35.16	6.63	27.60	0.243	0.0

STAT: 214 POS: 59 05.4 N 4 08.0 E DATE: 6.4.83 TIME: 20.21

P (DBAR)	Z (M)	T (DEG C)	S (PPT)	THETA (DEG C)	SIGTET	DEL-D (DYN-M)	N*N (CPH)
0.	0.	5.04	32.13	5.04	25.40	0.0	0.0
10.	10.	5.05	32.14	5.05	25.40	0.026	0.88
20.	20.	5.00	32.81	5.00	25.94	0.050	17.04
30.	30.	5.18	33.58	5.17	26.53	0.067	9.70
40.	40.	5.46	33.90	5.46	26.75	0.082	8.63
50.	50.	5.80	34.21	5.80	26.95	0.093	6.56
75.	74.	6.24	34.55	6.23	27.17	0.119	4.54
100.	99.	6.61	34.79	6.60	27.31	0.139	2.87
125.	124.	7.04	34.97	7.03	27.39	0.158	2.93
150.	149.	7.22	35.04	7.21	27.42	0.175	1.92
200.	198.	7.08	35.12	7.07	27.50	0.207	1.93
250.	248.	6.81	35.15	6.78	27.56	0.237	****
275.	272.	6.73	35.17	6.71	27.59	0.250	0.0

STAT: 215 POS: 58 59.0 N 4 01.5 E DATE: 6.4.83 TIME: 21.32

P (DBAR)	Z (M)	T (DEG C)	S (PPT)	THETA (DEG C)	SIGTET	DEL-D (DYN-M)	N*N (CPH)
0.	0.	5.35	33.20	5.35	26.21	0.0	0.0
10.	10.	5.39	33.26	5.39	26.25	0.018	4.85
20.	20.	5.43	33.34	5.43	26.31	0.035	5.72
30.	30.	5.60	33.97	5.60	26.79	0.051	13.65
40.	40.	5.81	34.36	5.81	27.07	0.062	6.89
50.	50.	5.90	34.56	5.89	27.21	0.071	6.46
75.	74.	6.63	34.83	6.62	27.33	0.090	2.58
100.	99.	6.93	34.96	6.92	27.40	0.108	2.26
125.	124.	6.95	35.02	6.94	27.44	0.125	2.18
150.	149.	7.08	35.10	7.06	27.49	0.141	2.33
200.	198.	6.92	35.14	6.90	27.54	0.170	1.77
250.	248.	6.72	35.17	6.69	27.59	0.198	1.64
280.	277.	6.66	35.19	6.63	27.62	0.213	0.0

STAT: 216 POS: 58 52.8 N 3.55.0 E DATE: 6.4.83 TIME: 22.46

P (DBAR)	Z (M)	T (DEG C)	S (PPT)	THETA (DEG C)	SIGTET	DEL-D (DYN-M)	N*N (CPH)
0.	0.	5.56	33.74	5.56	26.61	0.0	0.0
10.	10.	5.56	33.73	5.56	26.60	0.014	0.96
20.	20.	5.60	33.79	5.60	26.64	0.028	5.75
30.	30.	5.72	34.14	5.71	26.91	0.041	10.78
40.	40.	5.71	34.57	5.70	27.25	0.051	7.63
50.	50.	5.44	34.57	5.43	27.29	0.059	4.77
75.	74.	6.75	34.92	6.74	27.39	0.077	2.00
100.	99.	6.86	35.00	6.85	27.44	0.094	2.82
125.	124.	6.95	35.06	6.94	27.48	0.110	2.37
150.	149.	6.90	35.09	6.89	27.51	0.125	2.19
200.	198.	6.65	35.14	6.63	27.58	0.152	1.68
250.	248.	6.63	35.22	6.60	27.65	0.178	*****
260.	258.	6.59	35.23	6.56	27.66	0.183	0.0

STAT: 217 POS: 58 46.0 N 3.48.0 E DATE: 7.4.83 TIME: 0.51

P (DBAR)	Z (M)	T (DEG C)	S (PPT)	THETA (DEG C)	SIGTET	DEL-D (DYN-M)	N*N (CPH)
0.	0.	5.43	33.79	5.43	26.66	0.0	0.0
10.	10.	5.64	34.03	5.64	26.83	0.013	10.38
20.	20.	6.03	34.40	6.03	27.08	0.024	5.58
30.	30.	6.17	34.50	6.17	27.14	0.033	3.67
40.	40.	6.31	34.59	6.31	27.19	0.042	4.38
50.	50.	6.21	34.62	6.20	27.23	0.051	4.35
75.	74.	6.40	34.76	6.39	27.32	0.071	2.52
100.	99.	6.78	34.96	6.77	27.41	0.089	3.73
125.	124.	7.03	35.04	7.02	27.45	0.105	2.12
150.	149.	7.08	35.11	7.06	27.49	0.120	1.92
200.	198.	6.95	35.13	6.93	27.53	0.150	2.30
245.	243.	6.59	35.17	6.57	27.61	0.174	0.0

STAT: 218 POS: 58 39.0 N 3 42.0 E DATE: 7.4.83 TIME: 2.06

P (DBAR)	Z (M)	T (DEG C)	S (PPT)	THETA (DEG C)	SIGTET	DEL-D (DYN-M)	N*N (CPH)
0.	0.	5.84	34.16	5.84	26.91	0.0	0.0
10.	10.	5.85	34.17	5.85	26.92	0.011	3.78
20.	20.	5.75	34.30	5.75	27.03	0.022	8.48
30.	30.	5.99	34.61	5.99	27.24	0.031	7.14
40.	40.	6.31	34.81	6.30	27.36	0.039	3.58
50.	50.	6.66	34.92	6.65	27.40	0.046	3.28
75.	74.	6.96	35.04	6.96	27.46	0.062	2.78
100.	99.	7.00	35.10	6.99	27.50	0.077	0.00
125.	124.	6.85	35.12	6.83	27.53	0.092	2.37
150.	149.	6.73	35.14	6.71	27.57	0.105	1.38
200.	198.	6.76	35.21	6.74	27.62	0.131	0.0
200.	198.	6.76	35.21	6.74	27.62	0.131	0.0

STAT: 219 POS: 58 32.3 N 3.35.2 E DATE: 7.4.83 TIME: 3.20

P (DBAR)	Z (M)	T (DEG C)	S (PPT)	THETA (DEG C)	SIGTFT	DEL-D (DYN-M)	N*N (CPH)
0.	0.	5.98	34.46	5.98	27.13	0.0	0.0
10.	10.	5.99	34.45	5.99	27.12	0.009	6.44
20.	20.	6.20	34.73	6.20	27.31	0.017	5.29
30.	30.	6.24	34.83	6.24	27.39	0.025	4.54
40.	40.	6.35	34.92	6.34	27.45	0.031	5.21
50.	50.	6.78	35.11	6.78	27.53	0.037	3.78
75.	74.	6.65	35.17	6.64	27.60	0.050	2.59
100.	99.	6.74	35.21	6.73	27.62	0.062	1.52
115.	114.	6.64	35.22	6.63	27.64	0.069	0.0

STAT: 220 POS: 58 42.5 N 3 55.9 E DATE: 7.4.83 TIME: 5.17

P (DBAR)	Z (M)	T (DEG C)	S (PPT)	THETA (DEG C)	SIGTET	DEL-D (DYN-M)	N*N (CPH)
0.	0.	4.63	31.84	4.63	25.21	0.0	0.0
10.	10.	5.07	33.41	5.07	26.41	0.024	21.40
20.	20.	5.51	33.95	5.51	26.78	0.038	7.00
30.	30.	5.77	34.21	5.77	26.95	0.050	7.35
40.	40.	6.00	34.36	6.00	27.05	0.060	3.04
50.	50.	6.11	34.43	6.10	27.09	0.070	4.50
75.	74.	6.51	34.74	6.51	27.28	0.092	4.41
100.	99.	6.85	34.90	6.84	27.36	0.111	1.71
125.	124.	6.97	34.98	6.96	27.40	0.129	1.72
150.	149.	7.04	35.02	7.02	27.43	0.146	1.97
200.	198.	6.98	35.11	6.96	27.51	0.177	2.40
245.	243.	6.61	35.21	6.59	27.64	0.202	0.0

STAT: 221 POS: 58 47.8 N 4 06.5 E DATE: 7.4.83 TIME: 6.26

P (DBAR)	Z (M)	T (DEG C)	S (PPT)	THETA (DEG C)	SIGTET	DEL-D (DYN-M)	N*N (CPH)
0.	0.	4.64	31.90	4.64	25.25	0.0	0.0
10.	10.	4.87	32.62	4.87	25.80	0.026	18.25
20.	20.	5.36	33.49	5.36	26.43	0.044	8.90
30.	30.	5.66	33.92	5.66	26.74	0.058	9.09
40.	40.	5.84	34.18	5.84	26.92	0.070	8.12
50.	50.	5.95	34.34	5.95	27.04	0.081	3.14
75.	74.	6.29	34.58	6.29	27.18	0.105	6.11
100.	99.	6.88	34.86	6.87	27.32	0.126	3.55
125.	124.	6.97	34.96	6.95	27.39	0.144	2.71
150.	149.	6.88	35.01	6.87	27.44	0.161	2.64
200.	198.	6.83	35.12	6.81	27.54	0.192	2.71
250.	248.	6.75	35.19	6.73	27.60	0.219	*****
275.	272.	6.68	35.19	6.66	27.61	0.232	0.0

STAT: 222 POS: 58 52.0 N 4 17.0 E DATE: 7.4.83 TIME: 7.33

P (DBAR)	Z (M)	T (DEG C)	S (PPT)	THETA (DEG C)	SIGTET	DEL-D (DYN-M)	N*N (CPH)
0.	0.	4.80	31.62	4.80	25.02	0.0	0.0
10.	10.	4.76	31.65	4.76	25.04	0.029	10.65
20.	20.	4.90	32.21	4.89	25.47	0.056	7.82
30.	30.	4.94	32.38	4.93	25.60	0.080	10.77
40.	40.	5.11	33.50	5.11	26.47	0.100	15.35
50.	50.	5.47	33.93	5.46	26.77	0.114	8.76
75.	74.	6.26	34.55	6.25	27.16	0.140	5.24
100.	99.	6.84	34.86	6.83	27.33	0.161	4.20
125.	124.	6.96	34.98	6.95	27.41	0.179	2.61
150.	149.	7.13	35.08	7.11	27.47	0.195	2.55
200.	198.	7.03	35.14	7.01	27.53	0.225	1.87
250.	248.	6.64	35.17	6.61	27.61	0.253	*****
265.	263.	6.59	35.18	6.56	27.62	0.260	0.0

STAT: 223 POS: 58 58.3 N 4 27.2 E DATE: 7.4.83 TIME: 8.40

P (DBAR)	Z (M)	T (DEG C)	S (PPT)	THETA (DEG C)	SIGTET	DEL-D (DYN-M)	N*N (CPH)
0.	0.	4.63	30.88	4.63	24.45	0.0	0.0
10.	10.	4.65	30.95	4.65	24.50	0.035	9.01
20.	20.	4.74	31.96	4.73	25.29	0.066	16.90
30.	30.	4.89	33.00	4.87	26.10	0.089	13.58
40.	40.	4.79	33.13	4.78	26.22	0.108	8.10
50.	50.	5.10	33.54	5.09	26.50	0.124	9.80
75.	74.	6.10	34.43	6.09	27.09	0.154	5.96
100.	99.	6.65	34.77	6.64	27.29	0.176	5.21
125.	124.	7.16	35.00	7.15	27.40	0.195	3.39
150.	149.	7.11	35.06	7.10	27.45	0.211	2.35
200.	198.	6.90	35.13	6.89	27.54	0.241	2.62
250.	248.	6.74	35.17	6.72	27.59	0.268	0.0
250.	248.	6.74	35.17	6.72	27.59	0.268	0.0

STAT: 224 POS: 59 03.4 N 4 38.1 E DATE: 7.4.83 TIME: 10.00

P (DBAR)	Z (M)	T (DFG C)	S (PPT)	THETA (DEG C)	SIGTFT	DEL-D (DYN-M)	N*N (CPH)
0.	0.	4.37	29.19	4.37	23.14	0.0	0.0
10.	10.	4.55	30.67	4.55	24.29	0.044	20.38
20.	20.	4.58	31.05	4.58	24.59	0.079	17.75
30.	30.	4.63	32.50	4.63	25.73	0.106	13.70
40.	40.	4.87	33.07	4.87	26.16	0.126	8.15
50.	50.	5.01	33.45	5.01	26.44	0.143	10.99
75.	74.	5.81	34.25	5.81	26.98	0.175	5.35
100.	99.	6.22	34.55	6.21	27.17	0.200	4.57
125.	124.	6.86	34.90	6.85	27.36	0.220	4.04
150.	149.	7.07	35.01	7.06	27.42	0.238	2.21
200.	198.	7.13	35.13	7.11	27.50	0.270	2.36
250.	248.	7.02	35.23	6.99	27.60	0.298	****
260.	258.	7.05	35.23	7.03	27.59	0.303	0.0

STAT: 226 POS: 59 12.0 N 4 56.0 E DATE: 7.4.83 TIME: 13.22

P (DBAR)	Z (M)	T (DEG C)	S (PPT)	THETA (DEG C)	SIGTET	DEL-D (DYN-M)	N*N (CPH)
0.	0.	4.25	28.76	4.25	22.80	0.0	0.0
10.	10.	4.09	29.20	4.09	23.16	0.050	18.96
20.	20.	4.68	30.97	4.68	24.52	0.090	19.20
30.	30.	4.84	32.20	4.84	25.47	0.119	13.46
40.	40.	5.08	32.82	5.07	25.94	0.142	11.87
50.	50.	5.35	33.33	5.34	26.31	0.161	10.27
75.	74.	6.58	34.11	6.57	26.78	0.198	6.07
100.	99.	6.50	34.46	6.49	27.06	0.226	4.28
125.	124.	6.71	34.78	6.70	27.29	0.248	4.08
150.	149.	6.96	34.94	6.94	27.38	0.267	3.50
190.	188.	7.05	35.10	7.03	27.49	0.294	0.0

STAT: 227 POS: 59 12.0 N 4 46.2 E DATE: 7.4.83 TIME: 15.26

P (DBAR)	Z (M)	T (DFG C)	S (PPT)	THETA (DEG C)	SIGTET	DFL-D (DYN-M)	N*N (CPH)
0.	0.	4.37	28.99	4.37	22.98	0.0	0.0
10.	10.	4.84	31.44	4.84	24.87	0.044	24.53
20.	20.	4.80	32.13	4.80	25.43	0.073	15.05
30.	30.	4.79	32.44	4.79	25.67	0.097	6.67
40.	40.	4.91	33.05	4.91	26.14	0.118	12.31
50.	50.	4.84	33.29	4.84	26.34	0.136	7.50
75.	74.	5.50	33.99	5.49	26.81	0.172	5.33
100.	99.	6.29	34.50	6.29	27.12	0.199	4.63
125.	124.	6.89	34.85	6.87	27.32	0.221	4.53
150.	149.	7.03	34.99	7.01	27.41	0.239	3.33
200.	198.	7.11	35.14	7.10	27.52	0.271	3.07
240.	238.	7.23	35.25	7.21	27.59	0.293	0.0

STAT: 228 POS: 59 12.0 N 4 36.5 E DATE: 7.4.83 TIME: 16.21

P (DBAR)	Z (M)	T (DEG C)	S (PPT)	THETA (DEG C)	SIGTFT	DFL-D (DYN-M)	NAM (CPH)
0.	0.	4.79	31.47	4.79	24.90	0.0	0.0
10.	10.	4.98	32.66	4.98	25.83	0.028	18.28
20.	20.	4.99	33.06	4.99	26.14	0.048	8.83
30.	30.	4.99	33.18	4.99	26.24	0.066	3.01
40.	40.	4.96	33.33	4.96	26.35	0.084	8.74
50.	50.	5.23	33.72	5.22	26.63	0.099	8.73
75.	74.	5.88	34.27	5.88	26.99	0.129	3.80
100.	99.	6.44	34.62	6.43	27.19	0.153	4.17
125.	124.	6.47	34.75	6.46	27.30	0.174	3.46
150.	149.	6.90	34.94	6.89	27.38	0.193	3.26
200.	198.	7.27	35.14	7.25	27.49	0.226	1.94
250.	248.	7.31	35.22	7.28	27.55	0.255	*****
260.	258.	6.88	35.17	6.85	27.57	0.261	0.0

STAT: 220 POS: 59 12.0 N 4 26.8 E DATE: 7.4.83 TIME: 19.30

P (DBAR)	Z (M)	T (DEG C)	S (PPT)	THETA (DEG C)	SIGTFT	DEL-D (DYN-M)	NAM (CPH)
0.	0.	4.99	32.14	4.99	25.41	0.0	0.0
10.	10.	4.97	32.17	4.97	25.44	0.025	4.37
20.	20.	4.97	32.89	4.97	26.01	0.049	15.09
30.	30.	4.95	33.13	4.94	26.20	0.068	2.64
40.	40.	4.90	33.18	4.90	26.24	0.086	8.98
50.	50.	5.26	33.84	5.25	26.73	0.101	10.11
75.	74.	5.86	34.28	5.85	27.00	0.130	3.44
100.	99.	6.31	34.55	6.30	27.16	0.155	4.92
125.	124.	6.79	34.80	6.78	27.29	0.177	3.61
150.	149.	6.90	34.93	6.89	27.37	0.195	3.31
200.	198.	7.08	35.11	7.06	27.50	0.229	2.69
230.	228.	6.92	35.13	6.89	27.54	0.247	0.0

STAT: 230 POS: 59 12.1 N 4 17.2 E DATE: 7.4.83 TIME: 20.35

P (DBAR)	Z (M)	T (DEG C)	S (PPT)	THETA (DEG C)	SIGTFT	DEL-D (DYN-M)	NAM (CPH)
0.	0.	4.91	31.90	4.91	25.23	0.0	0.0
10.	10.	4.85	32.18	4.85	25.46	0.027	10.83
20.	20.	4.78	32.48	4.78	25.70	0.050	8.48
30.	30.	4.91	32.97	4.91	26.08	0.071	11.09
40.	40.	4.98	33.44	4.98	26.44	0.089	8.42
50.	50.	5.14	33.67	5.13	26.61	0.104	8.75
75.	74.	5.81	34.23	5.80	26.97	0.135	5.70
100.	99.	6.29	34.54	6.28	27.15	0.160	3.01
125.	124.	6.63	34.78	6.62	27.30	0.181	4.14
150.	149.	7.01	34.96	6.99	27.39	0.200	2.88
200.	198.	7.16	35.13	7.14	27.50	0.233	2.92
245.	243.	6.88	35.14	6.86	27.55	0.259	0.0

STAT: 231 POS: 59 12.0 N 4 07.5 E DATE: 7.4.83 TIME: 21.35

P (DBAR)	Z (M)	T (DEG C)	S (PPT)	THETA (DEG C)	SIGTET	DEL-D (DYN-M)	N*N (CPH)
0.	0.	4.89	31.78	4.89	25.13	0.0	0.0
10.	10.	4.87	32.07	4.87	25.36	0.028	10.45
20.	20.	4.92	32.75	4.91	25.90	0.052	15.32
30.	30.	5.03	33.35	5.03	26.36	0.070	9.80
40.	40.	5.31	33.75	5.31	26.65	0.085	8.59
50.	50.	5.61	34.03	5.60	26.84	0.098	6.80
75.	74.	6.22	34.44	6.21	27.08	0.125	4.78
100.	99.	6.75	34.73	6.74	27.24	0.147	3.58
125.	124.	6.96	34.88	6.94	27.33	0.167	3.05
150.	149.	7.11	34.97	7.09	27.38	0.185	2.49
200.	198.	7.04	35.09	7.03	27.49	0.218	2.59
250.	248.	6.88	35.14	6.86	27.55	0.248	*****
255.	253.	6.87	35.14	6.84	27.55	0.250	0.0

STAT: 232 POS: 59 12.0 N 3 58.0 E DATE: 8.4.83 TIME: 0.00

P (DBAR)	Z (M)	T (DEG C)	S (PPT)	THETA (DEG C)	SIGTET	DEL-D (DYN-M)	N*N (CPH)
0.	0.	4.96	32.23	4.96	25.48	0.0	0.0
10.	10.	5.01	32.54	5.01	25.73	0.024	12.16
20.	20.	5.25	33.10	5.25	26.14	0.045	9.69
30.	30.	5.40	33.38	5.39	26.35	0.062	7.42
40.	40.	5.58	33.97	5.57	26.79	0.078	12.88
50.	50.	5.97	34.36	5.97	27.05	0.089	6.95
75.	74.	6.55	34.69	6.54	27.23	0.112	4.62
100.	99.	6.68	34.85	6.67	27.35	0.131	3.08
125.	124.	6.89	34.95	6.88	27.40	0.149	2.70
150.	149.	6.98	35.02	6.96	27.44	0.166	2.24
200.	198.	7.10	35.14	7.08	27.52	0.197	1.95
250.	248.	6.64	35.15	6.61	27.59	0.225	1.65
280.	277.	6.62	35.16	6.60	27.60	0.241	0.0

STAT: 233 POS: 59 12.0 N 3 48.3 E DATE: 8.4.83 TIME: 0.55

P (DBAR)	Z (M)	T (DEG C)	S (PPT)	THETA (DEG C)	SIGTET	DEL-D (DYN-M)	N*N (CPH)
0.	0.	5.16	32.65	5.16	25.80	0.0	0.0
10.	10.	5.18	32.96	5.18	26.03	0.021	9.49
20.	20.	5.29	33.21	5.29	26.22	0.040	6.89
30.	30.	5.43	33.40	5.43	26.36	0.057	9.47
40.	40.	5.64	34.02	5.64	26.82	0.072	11.64
50.	50.	6.25	34.45	6.24	27.08	0.082	6.85
75.	74.	6.56	34.81	6.55	27.33	0.104	4.59
100.	99.	7.04	35.03	7.03	27.43	0.121	3.24
125.	124.	7.07	35.11	7.06	27.50	0.137	2.59
150.	149.	7.10	35.17	7.08	27.54	0.151	2.07
200.	198.	6.84	35.15	6.82	27.56	0.179	1.84
250.	248.	6.66	35.19	6.64	27.62	0.206	*****
260.	258.	6.52	35.19	6.50	27.64	0.211	0.0

STAT: 234 POS: 59 12.0 N 3 38.5 E DATE: 8.4.83 TIME: 2.01

P (DBAR)	Z (M)	T (DEG C)	S (PPT)	THETA (DEG C)	SIGTET	DEL-D (DYN-M)	NAN (CPH)
0.	0.	5.44	33.10	5.44	26.12	0.0	0.0
10.	10.	5.62	33.67	5.62	26.54	0.018	16.81
20.	20.	6.07	34.43	6.06	27.09	0.029	5.26
30.	30.	6.22	34.52	6.21	27.14	0.039	6.31
40.	40.	6.40	34.67	6.40	27.24	0.047	2.99
50.	50.	6.45	34.73	6.45	27.28	0.055	3.11
75.	74.	6.67	34.91	6.66	27.39	0.074	2.69
100.	99.	6.97	35.04	6.96	27.45	0.090	2.55
125.	124.	7.02	35.12	7.01	27.51	0.106	2.46
150.	149.	7.02	35.18	7.00	27.56	0.120	2.43
200.	198.	6.99	35.22	6.98	27.60	0.146	2.17
230.	228.	6.66	35.24	6.64	27.66	0.160	0.0

STAT: 235 POS: 59 12.0 N 3 29.0 E DATE: 8.4.83 TIME: 3.51

P (DBAR)	Z (M)	T (DEG C)	S (PPT)	THETA (DEG C)	SIGTET	DEL-D (DYN-M)	NAN (CPH)
0.	0.	6.40	34.91	6.49	27.42	0.0	0.0
10.	10.	6.50	34.92	6.50	27.43	0.006	1.39
20.	20.	6.51	34.93	6.51	27.43	0.013	1.33
30.	30.	6.50	34.93	6.50	27.43	0.019	1.42
40.	40.	6.47	34.94	6.47	27.45	0.026	1.88
50.	50.	6.44	34.96	6.44	27.46	0.032	2.15
75.	74.	6.47	34.99	6.46	27.48	0.047	5.03
100.	99.	6.58	35.21	6.57	27.64	0.060	2.62
125.	124.	6.59	35.24	6.57	27.67	0.071	1.31
150.	149.	6.59	35.24	6.57	27.67	0.082	*****
175.	173.	6.59	35.24	6.58	27.67	0.093	0.0

STAT: 236 POS: 59 12.0 N 3 19.7 E DATE: 8.4.83 TIME: 4.58

P (DBAR)	Z (M)	T (DEG C)	S (PPT)	THETA (DEG C)	SIGTET	DEL-D (DYN-M)	NAN (CPH)
0.	0.	6.53	34.94	6.53	27.44	0.0	0.0
10.	10.	6.53	34.95	6.53	27.44	0.006	*****
20.	20.	6.72	35.04	6.72	27.49	0.013	5.77
30.	30.	6.99	35.15	6.99	27.54	0.018	1.36
40.	40.	7.16	35.23	7.15	27.57	0.023	1.62
50.	50.	7.27	35.24	7.26	27.57	0.029	1.27
75.	74.	7.22	35.26	7.21	27.59	0.041	2.02
100.	99.	6.89	35.21	6.88	27.60	0.054	1.78
125.	124.	6.59	35.22	6.58	27.65	0.066	*****
135.	134.	6.58	35.22	6.56	27.65	0.070	0.0

STAT: 237 POS: 59 03.8 N 3 33.0 E DATE: 8.4.83 TIME: 7.02

P (DBAR)	Z (M)	T (DEG C)	S (PPT)	THETA (DEG C)	SIGTET	DEL-D (DYN-M)	N*M (CPH)
0.	0.	5.19	32.64	5.19	25.78	0.0	0.0
10.	10.	5.31	32.99	5.31	26.05	0.021	13.22
20.	20.	5.78	34.11	5.78	26.88	0.038	14.07
30.	30.	5.94	34.30	5.94	27.01	0.049	5.92
40.	40.	6.16	34.52	6.15	27.15	0.058	6.76
50.	50.	6.47	34.70	6.47	27.25	0.067	4.57
75.	74.	6.63	34.87	6.62	27.37	0.086	2.47
100.	99.	6.71	34.92	6.70	27.40	0.103	2.64
125.	124.	6.97	35.09	6.96	27.50	0.119	2.87
150.	149.	6.95	35.15	6.93	27.54	0.134	1.84
200.	198.	6.87	35.17	6.86	27.57	0.161	2.07
225.	223.	7.14	35.26	7.12	27.61	0.174	0.0

STAT: 238 POS: 58 21.0 N 5 50.0 E DATE: 8.4.83 TIME: 19.42

P (DBAR)	Z (M)	T (DEG C)	S (PPT)	THETA (DEG C)	SIGTET	DFL-D (DYN-M)	N*M (CPH)
0.	0.	4.34	27.36	4.34	21.69	0.0	0.0
10.	10.	3.98	29.32	3.98	23.28	0.054	20.38
20.	20.	4.12	30.63	4.12	24.30	0.095	17.12
30.	30.	4.29	31.28	4.28	24.80	0.129	17.35
40.	40.	4.56	32.91	4.56	26.07	0.153	15.09
50.	50.	4.90	33.68	4.90	26.64	0.170	12.88
75.	74.	5.14	34.30	5.14	27.10	0.198	5.54
100.	99.	6.09	34.71	6.09	27.31	0.220	3.40
125.	124.	6.27	34.78	6.26	27.34	0.239	2.76
150.	149.	6.52	34.90	6.50	27.41	0.256	2.61
200.	198.	6.86	35.05	6.84	27.48	0.289	1.12
250.	248.	6.91	35.09	6.88	27.51	0.320	1.32
280.	277.	6.87	35.09	6.84	27.51	0.339	0.0

STAT: 239 POS: 58 17.0 N 5 45.0 E DATE: 8.4.83 TIME: 22.12

P (DBAR)	Z (M)	T (DEG C)	S (PPT)	THETA (DEG C)	SIGTET	DFL-D (DYN-M)	N*M (CPH)
0.	0.	4.51	30.44	4.51	24.11	0.0	0.0
10.	10.	4.38	31.48	4.38	24.95	0.035	16.98
20.	20.	4.61	32.00	4.61	25.34	0.063	8.64
30.	30.	4.70	32.60	4.70	25.80	0.087	16.51
40.	40.	4.95	33.73	4.95	26.67	0.104	12.19
50.	50.	4.99	34.11	4.99	26.97	0.117	9.01
75.	74.	5.82	34.59	5.81	27.25	0.140	3.38
100.	99.	6.20	34.75	6.19	27.33	0.159	1.24
125.	124.	6.60	34.89	6.59	27.39	0.177	2.39
150.	149.	6.75	34.97	6.74	27.43	0.195	1.79
200.	198.	6.73	35.02	6.71	27.48	0.227	1.79
250.	248.	6.91	35.10	6.89	27.52	0.258	1.73
300.	297.	6.66	35.13	6.63	27.57	0.287	2.24
340.	337.	6.51	35.19	6.48	27.64	0.308	0.0

STAT: 240 POS: 58 12.8 N 5 40.2 E DATE: 9.4.83 TIME: 0.33

P (DBAR)	Z (M)	T (DEG C)	S (PPT)	THETA (DEG C)	SIGTET	DEL-D (DYN-M)	N*N (CPH)
0.	0.	4.13	30.02	4.13	23.81	0.0	0.0
10.	10.	4.28	31.34	4.28	24.85	0.037	21.41
20.	20.	4.51	32.47	4.51	25.72	0.063	16.41
30.	30.	5.02	33.96	5.02	26.85	0.080	13.78
40.	40.	5.12	34.26	5.12	27.08	0.091	7.54
50.	50.	5.49	34.44	5.49	27.18	0.100	4.57
75.	74.	6.00	34.70	5.99	27.32	0.121	3.81
100.	99.	6.22	34.81	6.21	27.37	0.139	3.12
125.	124.	6.70	34.95	6.69	27.42	0.156	2.19
150.	149.	6.85	35.01	6.83	27.45	0.172	1.93
200.	198.	6.69	35.04	6.67	27.49	0.204	1.79
250.	248.	6.82	35.13	6.80	27.55	0.234	2.02
300.	297.	6.50	35.17	6.48	27.62	0.261	****
310.	307.	6.51	35.19	6.48	27.64	0.266	0.0

STAT: 241 POS: 58 08.6 N 5 35.8 E DATE: 9.4.83 TIME: 2.21

P (DBAR)	Z (M)	T (DEG C)	S (PPT)	THETA (DEG C)	SIGTET	DEL-D (DYN-M)	N*N (CPH)
0.	0.	4.28	31.06	4.28	24.63	0.0	0.0
10.	10.	4.61	31.89	4.61	25.25	0.031	14.81
20.	20.	4.81	32.85	4.81	25.99	0.055	19.87
30.	30.	5.21	34.13	5.21	26.96	0.069	10.07
40.	40.	5.11	34.32	5.11	27.12	0.079	6.31
50.	50.	5.73	34.56	5.73	27.24	0.088	5.47
75.	74.	6.28	34.77	6.27	27.34	0.108	1.64
100.	99.	6.53	34.87	6.52	27.38	0.126	2.47
125.	124.	6.61	34.93	6.60	27.42	0.143	1.82
150.	149.	6.64	34.99	6.63	27.46	0.159	2.06
200.	198.	6.96	35.11	6.95	27.51	0.191	1.85
250.	248.	6.73	35.12	6.70	27.55	0.220	2.39
290.	287.	6.47	35.17	6.44	27.63	0.241	0.0

STAT: 242 POS: 58 04.3 N 5 31.0 E DATE: 9.4.83 TIME: 3.55

P (DBAR)	Z (M)	T (DEG C)	S (PPT)	THETA (DEG C)	SIGTET	DEL-D (DYN-M)	N*N (CPH)
0.	0.	4.57	30.49	4.57	24.14	0.0	0.0
10.	10.	4.87	32.07	4.87	25.37	0.031	14.97
20.	20.	4.88	33.14	4.88	26.21	0.053	18.20
30.	30.	4.98	34.20	4.98	27.05	0.067	11.51
40.	40.	5.50	34.44	5.50	27.17	0.076	5.43
50.	50.	5.89	34.64	5.89	27.28	0.084	3.81
75.	74.	6.54	34.88	6.53	27.39	0.103	2.68
100.	99.	6.73	34.95	6.72	27.42	0.120	1.99
125.	124.	6.83	34.99	6.82	27.43	0.136	1.46
150.	149.	6.82	35.01	6.81	27.45	0.153	1.86
200.	198.	6.93	35.09	6.91	27.50	0.184	1.79
250.	248.	6.74	35.12	6.72	27.55	0.214	2.50
280.	277.	6.46	35.17	6.43	27.63	0.230	0.0

STAT: 243 POS: 57 59.6 N 5 26.0 E DATE: 9.4.83 TIME: 5.37

P (DBAR)	Z (M)	T (DEG C)	S (PPT)	THETA (DEG C)	SIGTET	DEL-D (DYN-M)	N*N (CPH)
0.	0.	4.96	31.82	4.96	25.16	0.0	0.0
10.	10.	5.00	32.14	5.00	25.41	0.028	10.89
20.	20.	5.22	33.21	5.22	26.23	0.051	19.32
30.	30.	5.36	34.13	5.36	26.94	0.065	11.84
40.	40.	5.64	34.38	5.64	27.11	0.075	5.33
50.	50.	5.80	34.54	5.79	27.21	0.084	5.15
75.	74.	6.57	34.86	6.57	27.36	0.103	3.37
100.	99.	6.59	34.98	6.58	27.46	0.120	4.15
125.	124.	6.55	35.08	6.54	27.55	0.135	2.97
150.	149.	6.58	35.13	6.57	27.58	0.148	1.97
200.	198.	6.49	35.19	6.47	27.64	0.173	1.60
240.	238.	6.52	35.21	6.50	27.65	0.192	0.0

STAT: 244 POS: 57 55.6 N 5 20.5 E DATE: 9.4.83 TIME: 7.25

P (DBAR)	Z (M)	T (DEG C)	S (PPT)	THETA (DEG C)	SIGTET	DFL-D (DYN-M)	N*N (CPH)
0.	0.	5.09	32.43	5.09	25.62	0.0	0.0
10.	10.	5.63	33.80	5.63	26.65	0.020	17.27
20.	20.	5.97	34.25	5.96	26.96	0.033	11.43
30.	30.	6.20	34.65	6.20	27.25	0.042	7.12
40.	40.	6.66	34.98	6.66	27.45	0.050	6.68
50.	50.	6.94	35.04	6.93	27.46	0.056	3.10
75.	74.	6.94	35.11	6.93	27.51	0.071	3.20
100.	99.	6.63	35.13	6.62	27.58	0.084	2.68
125.	124.	6.50	35.19	6.49	27.63	0.097	2.13
140.	139.	6.49	35.20	6.48	27.64	0.104	0.0

STAT: 245 POS: 57 51.2 N 5 16.3 E DATE: 9.4.83 TIME: 8.46

P (DBAR)	Z (M)	T (DEG C)	S (PPT)	THETA (DEG C)	SIGTET	DEL-D (DYN-M)	N*N (CPH)
0.	0.	5.82	33.95	5.82	26.75	0.0	0.0
10.	10.	6.10	34.51	6.10	27.16	0.012	13.09
20.	20.	6.33	34.79	6.33	27.34	0.020	6.26
30.	30.	6.44	34.90	6.43	27.42	0.027	3.70
40.	40.	6.59	35.01	6.59	27.49	0.033	4.78
50.	50.	6.66	35.10	6.66	27.54	0.039	3.84
75.	74.	6.50	35.18	6.49	27.63	0.051	2.04
100.	99.	6.49	35.19	6.48	27.64	0.063	0.92
115.	114.	6.50	35.20	6.49	27.64	0.069	0.0

STAT: 246 POS: 57 47.0 N 5 11.1 E DATE: 9.4.83 TIME: 9.58

P (DBAR)	Z (M)	T (DEG C)	S (PPT)	THETA (DEG C)	SIGTFT	DEL-D (DYN-M)	N*H (CPH)
0.	0.	6.06	34.29	6.06	26.98	0.0	0.0
10.	10.	6.27	34.70	6.27	27.28	0.010	12.43
20.	20.	6.32	34.98	6.31	27.50	0.016	4.02
30.	30.	6.37	35.06	6.37	27.55	0.022	3.53
40.	40.	6.42	35.09	6.42	27.57	0.027	3.41
50.	50.	6.54	35.14	6.54	27.60	0.032	2.00
75.	74.	6.47	35.19	6.48	27.64	0.044	0.88
95.	94.	6.48	35.18	6.47	27.63	0.053	0.0

STAT: 247 POS: 57 42.0 N 5 06.3 E DATE: 9.4.83 TIME: 11.11

P (DBAR)	Z (M)	T (DEG C)	S (PPT)	THETA (DEG C)	SIGTFT	DEL-D (DYN-M)	N*H (CPH)
0.	0.	6.32	34.80	6.32	27.35	0.0	0.0
10.	10.	6.27	35.07	6.27	27.57	0.006	7.89
20.	20.	6.22	35.10	6.22	27.60	0.011	0.68
30.	30.	6.19	35.10	6.18	27.61	0.016	1.76
40.	40.	6.19	35.11	6.19	27.61	0.021	0.83
50.	50.	6.19	35.11	6.19	27.62	0.026	0.94
75.	74.	6.22	35.12	6.21	27.62	0.037	0.00
100.	99.	6.29	35.13	6.28	27.62	0.049	1.21
110.	109.	6.35	35.15	6.34	27.63	0.054	0.0

STAT: 248 POS: 57 38.0 N 5 01.5 E DATE: 9.4.83 TIME: 12.24

P (DBAR)	Z (M)	T (DEG C)	S (PPT)	THETA (DEG C)	SIGTFT	DEL-D (DYN-M)	N*H (CPH)
0.	0.	6.34	35.07	6.34	27.57	0.0	0.0
10.	10.	6.34	35.07	6.33	27.57	0.005	0.56
20.	20.	6.29	35.08	6.29	27.58	0.010	3.46
30.	30.	6.24	35.12	6.23	27.62	0.015	2.26
40.	40.	6.23	35.13	6.23	27.62	0.020	1.12
50.	50.	6.23	35.12	6.23	27.62	0.024	*****
75.	74.	6.34	35.15	6.34	27.63	0.036	0.0
75.	74.	6.34	35.15	6.34	27.63	0.036	0.0

STAT: 249 POS: 57 34.0 N 4 56.8 E DATE: 9.4.83 TIME: 13.30

P (DBAR)	Z (M)	T (DEG C)	S (PPT)	THETA (DEG C)	SIGTFT	DEL-D (DYN-M)	N*H (CPH)
0.	0.	6.31	35.06	6.31	27.56	0.0	0.0
10.	10.	6.31	35.06	6.31	27.56	0.005	1.55
20.	20.	6.15	35.07	6.15	27.59	0.010	2.71
30.	30.	6.13	35.07	6.13	27.59	0.015	0.28
40.	40.	6.10	35.06	6.10	27.59	0.020	0.56
50.	50.	6.10	35.07	6.10	27.59	0.025	1.18
75.	74.	6.22	35.12	6.22	27.61	0.037	0.0
75.	74.	6.22	35.12	6.22	27.61	0.037	0.0

STAT: 250 POS: 57 30.0 N 4 52.0 E DATE: 9.4.83 TIME: 14.21

P (DBAR)	Z (M)	T (DEG C)	S (PPT)	THETA (DEG C)	SIGTET	DEL-D (DYN-M)	N*N (CPH)
0.	0.	6.30	35.05	6.30	27.56	0.0	0.0
10.	10.	6.30	35.05	6.30	27.56	0.005	2.24
20.	20.	6.15	35.06	6.15	27.58	0.010	2.42
30.	30.	6.10	35.06	6.10	27.59	0.015	1.41
40.	40.	6.10	35.06	6.09	27.59	0.020	1.27
50.	50.	6.09	35.06	6.09	27.59	0.025	1.59
75.	74.	6.20	35.11	6.19	27.61	0.037	0.0
75.	74.	6.20	35.11	6.19	27.61	0.037	0.0

STAT: 251 POS: 57 46.7 N 5 08.1 E DATE: 9.4.83 TIME: 17.11

P (DBAR)	Z (M)	T (DEG C)	S (PPT)	THETA (DEG C)	SIGTET	DEL-D (DYN-M)	N*N (CPH)
0.	0.	6.37	34.64	6.37	27.22	0.0	0.0
10.	10.	6.35	34.73	6.35	27.30	0.008	8.83
20.	20.	6.37	34.99	6.37	27.50	0.015	4.56
30.	30.	6.31	35.05	6.31	27.55	0.020	4.06
40.	40.	6.45	35.12	6.45	27.59	0.025	1.67
50.	50.	6.53	35.15	6.52	27.60	0.030	1.82
75.	74.	6.48	35.19	6.47	27.64	0.042	1.00
95.	94.	6.48	35.19	6.47	27.64	0.051	0.0

STAT: 252 POS: 57 51.2 N 5 16.3 E DATE: 9.4.83 TIME: 18.08

P (DBAR)	Z (M)	T (DEG C)	S (PPT)	THETA (DEG C)	SIGTET	DEL-D (DYN-M)	N*N (CPH)
0.	0.	5.90	33.59	5.90	26.45	0.0	0.0
10.	10.	5.90	33.58	5.90	26.44	0.016	16.32
20.	20.	6.34	34.88	6.34	27.41	0.025	6.68
30.	30.	6.36	34.93	6.36	27.45	0.032	3.94
40.	40.	6.63	35.08	6.62	27.53	0.038	4.29
50.	50.	6.63	35.10	6.62	27.55	0.043	3.94
75.	74.	6.51	35.18	6.50	27.63	0.055	1.00
100.	99.	6.50	35.19	6.49	27.64	0.067	0.0
100.	99.	6.50	35.19	6.49	27.64	0.067	0.0

STAT: 253 POS: 57 55.6 N 5 20.5 E DATE: 9.4.83 TIME: 18.53

P (DBAR)	Z (M)	T (DEG C)	S (PPT)	THETA (DEG C)	SIGTET	DEL-D (DYN-M)	N*N (CPH)
0.	0.	5.91	33.68	5.91	26.52	0.0	0.0
10.	10.	5.98	33.98	5.98	26.74	0.014	10.64
20.	20.	6.15	34.46	6.14	27.11	0.026	10.13
30.	30.	6.30	34.74	6.30	27.31	0.034	6.07
40.	40.	6.35	34.82	6.35	27.36	0.041	3.56
50.	50.	6.46	34.92	6.45	27.43	0.048	4.62
75.	74.	6.50	35.07	6.49	27.55	0.063	3.40
100.	99.	6.49	35.16	6.49	27.62	0.076	3.26
125.	124.	6.46	35.19	6.45	27.64	0.087	*****
135.	134.	6.46	35.19	6.44	27.64	0.092	0.0

STAT: 254 POS: 57 59.6 N 5 26.0 E DATE: 9.4.85 TIME: 19.46

P (DBAR)	Z (M)	T (DEG C)	S (PPT)	THETA (DEG C)	SIGTET	DEL-D (DYN-M)	N*H (CPH)
0.	0.	5.17	31.95	5.17	25.24	0.0	0.0
10.	10.	4.96	32.07	4.96	25.35	0.027	14.38
20.	20.	5.23	33.54	5.22	26.49	0.048	17.37
30.	30.	5.33	34.36	5.33	27.13	0.060	8.96
40.	40.	6.09	34.51	6.09	27.15	0.069	7.18
50.	50.	6.29	34.67	6.29	27.26	0.078	4.27
75.	74.	6.85	35.00	6.85	27.44	0.095	2.87
100.	99.	6.99	35.09	6.98	27.49	0.111	2.33
125.	124.	6.82	35.12	6.80	27.54	0.125	2.50
150.	149.	6.67	35.13	6.66	27.57	0.139	2.40
200.	198.	6.51	35.20	6.50	27.64	0.164	1.19
225.	223.	6.52	35.20	6.50	27.64	0.176	0.0

STAT: 255 POS: 58 04.3 N 5 31.0 E DATE: 9.4.83 TIME: 20.38

P (DBAR)	Z (M)	T (DEG C)	S (PPT)	THETA (DEG C)	SIGTET	DEL-D (DYN-M)	N*H (CPH)
0.	0.	4.69	29.67	4.69	23.48	0.0	0.0
10.	10.	4.79	32.35	4.79	25.60	0.038	25.15
20.	20.	5.02	32.89	5.02	26.00	0.060	13.41
30.	30.	5.27	34.05	5.27	26.89	0.076	14.98
40.	40.	5.18	34.35	5.18	27.14	0.086	6.95
50.	50.	5.25	34.47	5.24	27.22	0.095	4.32
75.	74.	6.28	34.80	6.27	27.36	0.114	3.83
100.	99.	6.75	34.95	6.74	27.42	0.132	2.06
125.	124.	6.76	34.99	6.75	27.45	0.148	1.84
150.	149.	6.77	35.03	6.76	27.48	0.164	1.80
200.	198.	7.01	35.12	6.99	27.51	0.194	1.50
250.	248.	6.55	35.14	6.52	27.59	0.222	*****
275.	272.	6.47	35.17	6.44	27.63	0.235	0.0

STAT: 256 POS: 58 08.6 N 5 35.8 E DATE: 9.4.83 TIME: 21.24

P (DBAR)	Z (M)	T (DEG C)	S (PPT)	THETA (DEG C)	SIGTET	DEL-D (DYN-M)	N*H (CPH)
0.	0.	4.70	30.28	4.70	23.97	0.0	0.0
10.	10.	4.59	31.84	4.59	25.21	0.036	22.75
20.	20.	4.90	32.47	4.90	25.68	0.061	7.06
30.	30.	4.97	33.35	4.97	26.37	0.082	18.74
40.	40.	5.08	34.16	5.08	27.00	0.095	9.38
50.	50.	5.74	34.49	5.74	27.19	0.104	4.33
75.	74.	6.01	34.68	6.00	27.30	0.125	3.24
100.	99.	6.44	34.84	6.43	27.36	0.143	3.08
125.	124.	6.48	34.91	6.46	27.42	0.161	2.39
150.	149.	6.67	34.97	6.66	27.44	0.177	1.16
200.	198.	6.94	35.09	6.92	27.50	0.209	2.29
250.	248.	6.62	35.12	6.60	27.57	0.237	2.09
295.	292.	6.51	35.19	6.48	27.64	0.261	0.0

STAT: 257 POS: 58 05.6 N 5 44.1 E DATE: 9.4.83 TIME: 22.30

P (DBAR)	Z (M)	T (DEG C)	S (PPT)	THETA (DEG C)	SIGTET	DEL-D (DYN-M)	N*N (CPH)
0.	0.	4.72	29.52	4.72	23.36	0.0	0.0
10.	10.	4.54	32.08	4.54	25.41	0.035	20.71
20.	20.	5.20	33.34	5.20	26.33	0.057	16.47
30.	30.	4.83	33.94	4.82	26.86	0.071	10.36
40.	40.	4.99	34.22	4.98	27.06	0.082	7.27
50.	50.	5.26	34.44	5.26	27.20	0.091	5.06
75.	74.	5.94	34.72	5.94	27.34	0.112	5.29
100.	99.	6.56	34.93	6.55	27.43	0.129	3.28
125.	124.	6.75	35.01	6.74	27.46	0.145	2.03
150.	149.	7.00	35.08	6.99	27.48	0.161	1.82
200.	198.	6.82	35.09	6.80	27.52	0.191	2.14
250.	248.	6.53	35.13	6.51	27.59	0.219	2.07
285.	282.	6.50	35.18	6.47	27.64	0.237	0.0

STAT: 258 POS: 58 03.0 N 5 52.5 E DATE: 9.4.83 TIME: 23.30

P (DBAR)	Z (M)	T (DEG C)	S (PPT)	THETA (DEG C)	SIGTET	DEL-D (DYN-M)	N*N (CPH)
0.	0.	5.18	32.50	5.18	25.68	0.0	0.0
10.	10.	5.16	32.76	5.16	25.88	0.022	15.01
20.	20.	5.12	33.75	5.12	26.67	0.039	11.47
30.	30.	5.71	34.30	5.70	27.04	0.051	10.33
40.	40.	5.92	34.60	5.92	27.25	0.060	5.77
50.	50.	6.16	34.75	6.16	27.34	0.068	3.60
75.	74.	6.19	34.85	6.18	27.41	0.085	2.58
100.	99.	6.39	34.95	6.38	27.46	0.102	2.49
125.	124.	6.67	35.01	6.65	27.48	0.117	1.34
150.	149.	6.80	35.08	6.78	27.51	0.132	2.08
200.	198.	6.67	35.11	6.65	27.55	0.161	1.83
250.	248.	6.50	35.13	6.48	27.59	0.188	1.62
280.	277.	6.49	35.16	6.47	27.62	0.204	0.0

STAT: 259 POS: 58 00.5 N 6 00.5 E DATE: 10.4.83 TIME: 0.21

P (DBAR)	Z (M)	T (DEG C)	S (PPT)	THETA (DEG C)	SIGTET	DEL-D (DYN-M)	N*N (CPH)
0.	0.	4.18	28.05	4.18	22.24	0.0	0.0
10.	10.	4.17	28.54	4.17	22.63	0.055	23.85
20.	20.	5.23	32.46	5.23	25.63	0.093	27.30
30.	30.	5.26	33.73	5.26	26.64	0.111	13.01
40.	40.	5.43	34.31	5.43	27.08	0.122	8.65
50.	50.	5.57	34.52	5.56	27.22	0.132	5.52
75.	74.	6.43	34.81	6.42	27.35	0.151	2.64
100.	99.	6.16	34.87	6.15	27.43	0.168	4.36
125.	124.	6.90	35.08	6.89	27.50	0.184	2.19
150.	149.	6.91	35.09	6.90	27.51	0.199	1.96
200.	198.	6.58	35.13	6.56	27.58	0.228	1.95
250.	248.	6.49	35.17	6.46	27.63	0.253	1.34
295.	292.	6.48	35.18	6.46	27.63	0.275	0.0

STAT: 260 POS: 58 00.2 N 5 51.9 E DATE: 10.4.83 TIME: 1.18

P (DBAR)	Z (M)	T (DEG C)	S (PPT)	THETA (DEG C)	SIGTET	DEL-D (DYN-M)	NAN (CPH)
0.	0.	5.00	31.60	5.00	24.98	0.0	0.0
10.	10.	4.95	32.08	4.95	25.36	0.029	13.55
20.	20.	5.17	32.96	5.17	26.04	0.052	19.65
30.	30.	5.97	34.52	5.96	27.18	0.065	12.23
40.	40.	6.22	34.74	6.22	27.32	0.073	3.49
50.	50.	6.40	34.82	6.40	27.36	0.080	3.76
75.	74.	6.55	34.96	6.54	27.45	0.098	3.07
100.	99.	6.82	35.05	6.81	27.49	0.113	1.52
125.	124.	6.89	35.09	6.88	27.50	0.128	1.59
150.	149.	6.84	35.11	6.83	27.53	0.143	2.04
200.	198.	6.44	35.12	6.42	27.59	0.170	1.87
250.	248.	6.46	35.17	6.44	27.63	0.195	*****
270.	268.	6.48	35.18	6.46	27.63	0.204	0.0

STAT: 261 POS: 57 59.7 N 5 43.4 E DATE: 10.4.83 TIME: 2.11

P (DBAR)	Z (M)	T (DEG C)	S (PPT)	THETA (DEG C)	SIGTET	DEL-D (DYN-M)	NAN (CPH)
0.	0.	4.87	31.41	4.87	24.84	0.0	0.0
10.	10.	5.02	32.86	5.02	25.98	0.028	23.78
20.	20.	5.54	34.26	5.54	27.03	0.042	12.23
30.	30.	5.95	34.59	5.94	27.24	0.051	4.73
40.	40.	6.04	34.70	6.04	27.31	0.059	4.19
50.	50.	6.29	34.78	6.29	27.34	0.066	3.72
75.	74.	6.66	34.93	6.66	27.41	0.084	3.12
100.	99.	6.93	35.05	6.92	27.47	0.099	0.83
125.	124.	6.95	35.09	6.93	27.49	0.114	1.71
150.	149.	6.98	35.11	6.96	27.51	0.129	2.02
200.	198.	6.65	35.13	6.63	27.57	0.157	1.98
250.	248.	6.49	35.18	6.47	27.63	0.183	0.0
250.	248.	6.49	35.18	6.47	27.63	0.183	0.0

STAT: 262 POS: 57 59.3 N 5 34.2 E DATE: 10.4.83 TIME: 2.56

P (DBAR)	Z (M)	T (DEG C)	S (PPT)	THETA (DEG C)	SIGTET	DEL-D (DYN-M)	NAN (CPH)
0.	0.	5.18	32.05	5.18	25.32	0.0	0.0
10.	10.	5.19	32.48	5.19	25.65	0.026	16.38
20.	20.	5.04	33.96	5.04	26.85	0.044	17.62
30.	30.	5.66	34.54	5.66	27.23	0.053	5.50
40.	40.	6.06	34.67	6.06	27.29	0.061	3.31
50.	50.	6.10	34.72	6.10	27.32	0.069	3.88
75.	74.	6.65	34.82	6.65	27.33	0.087	2.95
100.	99.	6.90	35.02	6.89	27.45	0.103	1.33
125.	124.	6.99	35.10	6.98	27.50	0.119	2.12
150.	149.	6.92	35.11	6.90	27.52	0.133	2.58
200.	198.	6.52	35.16	6.50	27.62	0.160	2.66
220.	218.	6.53	35.21	6.51	27.65	0.170	0.0

STAT: 263 POS: 57 59.3 N 5 34.2 E DATE: 10.4.83 TIME: 2.56

P (DBAR)	Z (M)	T (DEG C)	S (PPT)	THETA (DEG C)	SIGTET	DEL-D (DYN-M)	N*N (CPH)
0.	0.	5.28	32.29	5.28	25.49	0.0	0.0
10.	10.	5.75	33.78	5.75	26.62	0.022	20.29
20.	20.	6.03	34.36	6.03	27.04	0.034	10.56
30.	30.	6.19	34.66	6.19	27.26	0.043	7.24
40.	40.	6.59	34.90	6.59	27.40	0.051	5.81
50.	50.	6.91	35.04	6.90	27.46	0.057	3.06
75.	74.	6.95	35.12	6.94	27.52	0.072	2.53
100.	99.	6.65	35.14	6.64	27.57	0.085	1.84
125.	124.	6.49	35.18	6.48	27.63	0.098	*****
135.	134.	6.53	35.20	6.52	27.64	0.102	0.0

STAT: 264 POS: 57 58.2 N 5 01.5 E DATE: 10.4.83 TIME: 5.23

P (DBAR)	Z (M)	T (DEG C)	S (PPT)	THETA (DEG C)	SIGTET	DEL-D (DYN-M)	N*N (CPH)
0.	0.	5.55	32.95	5.55	25.98	0.0	0.0
10.	10.	5.99	34.28	5.99	26.98	0.017	17.58
20.	20.	6.19	34.66	6.19	27.26	0.026	7.81
30.	30.	6.47	34.83	6.47	27.36	0.034	5.94
40.	40.	6.88	35.01	6.88	27.45	0.041	3.59
50.	50.	6.92	35.07	6.91	27.48	0.047	3.43
75.	74.	6.81	35.11	6.81	27.53	0.061	2.26
100.	99.	6.66	35.15	6.65	27.59	0.074	1.94
105.	104.	6.61	35.16	6.61	27.60	0.077	0.0

STAT: 265 POS: 58 01.4 N 5 08.2 E DATE: 10.4.83 TIME: 6.06

P (DBAR)	Z (M)	T (DEG C)	S (PPT)	THETA (DEG C)	SIGTET	DEL-D (DYN-M)	N*N (CPH)
0.	0.	5.22	31.73	5.22	25.06	0.0	0.0
10.	10.	5.52	33.24	5.52	26.22	0.026	22.31
20.	20.	5.87	33.95	5.87	26.74	0.041	9.31
30.	30.	5.95	34.53	5.95	27.19	0.052	11.27
40.	40.	6.47	34.85	6.47	27.37	0.060	4.14
50.	50.	6.60	34.89	6.60	27.39	0.067	3.61
75.	74.	7.03	35.06	7.02	27.46	0.083	0.74
100.	99.	6.81	35.12	6.80	27.54	0.098	2.69
125.	124.	6.66	35.13	6.65	27.57	0.111	2.29
150.	149.	6.53	35.16	6.52	27.61	0.124	1.83
165.	164.	6.53	35.16	6.52	27.61	0.131	0.0

STAT: 266 POS: 58 04.4 N 5 15.4 E DATE: 10.4.83 TIME: 6.54

P (DBAR)	Z (M)	T (DFG C)	S (PPT)	THETA (DEG C)	SIGTET	DEL-D (DYN-M)	N*N (CPH)
0.	0.	4.98	31.56	4.98	24.95	0.0	0.0
10.	10.	5.08	31.90	5.08	25.21	0.029	13.58
20.	20.	5.10	33.05	5.10	26.12	0.053	18.73
30.	30.	5.74	33.91	5.74	26.73	0.068	8.82
40.	40.	5.82	34.30	5.82	27.02	0.080	9.71
50.	50.	6.03	34.59	6.02	27.22	0.089	6.18
75.	74.	6.51	34.92	6.50	27.42	0.107	3.06
100.	99.	6.80	35.09	6.79	27.52	0.122	2.17
125.	124.	6.78	35.12	6.77	27.55	0.136	1.50
150.	149.	6.65	35.13	6.63	27.57	0.149	1.98
200.	198.	6.50	35.17	6.48	27.63	0.175	1.36
250.	248.	6.54	35.21	6.52	27.65	0.199	0.0
250.	248.	6.54	35.21	6.52	27.65	0.199	0.0

STAT: 267 POS: 58 07.5 N 5 22.2 E DATE: 10.4.83 TIME: 7.38

P (DBAR)	Z (M)	T (DFG C)	S (PPT)	THETA (DEG C)	SIGTET	DEL-D (DYN-M)	N*N (CPH)
0.	0.	4.44	30.32	4.44	24.02	0.0	0.0
10.	10.	4.47	31.76	4.47	25.17	0.035	22.59
20.	20.	4.80	32.75	4.80	25.91	0.059	13.35
30.	30.	5.18	33.96	5.18	26.83	0.075	14.70
40.	40.	5.10	34.31	5.09	27.12	0.086	7.26
50.	50.	5.36	34.46	5.35	27.21	0.095	4.84
75.	74.	6.23	34.77	6.22	27.34	0.114	2.26
100.	99.	6.72	34.95	6.71	27.42	0.132	1.36
125.	124.	6.63	34.96	6.61	27.44	0.148	2.04
150.	149.	6.61	35.00	6.60	27.47	0.164	1.55
200.	198.	6.96	35.11	6.94	27.51	0.195	1.58
250.	248.	6.62	35.13	6.59	27.58	0.223	2.19
280.	277.	6.47	35.17	6.45	27.63	0.239	0.0

STAT: 268 POS: 58 12.4 N 5 33.5 E DATE: 10.4.83 TIME: 8.39

P (DBAR)	Z (M)	T (DFG C)	S (PPT)	THETA (DEG C)	SIGTET	DEL-D (DYN-M)	N*N (CPH)
0.	0.	4.40	30.45	4.40	24.13	0.0	0.0
10.	10.	4.29	31.44	4.29	24.92	0.036	20.82
20.	20.	4.64	32.42	4.64	25.67	0.061	9.55
30.	30.	4.91	32.95	4.90	26.06	0.082	17.44
40.	40.	5.06	34.14	5.06	26.99	0.096	8.82
50.	50.	5.52	34.40	5.51	27.14	0.106	5.85
75.	74.	5.90	34.61	5.89	27.26	0.128	3.63
100.	99.	6.24	34.75	6.23	27.32	0.147	2.98
125.	124.	6.49	34.89	6.47	27.40	0.165	2.63
150.	149.	6.65	34.96	6.64	27.43	0.182	2.31
200.	198.	7.05	35.11	7.04	27.50	0.213	1.65
250.	248.	6.63	35.12	6.61	27.56	0.243	2.33
300.	297.	6.50	35.19	6.48	27.64	0.269	****
305.	302.	6.50	35.19	6.48	27.64	0.272	0.0

STAT: 269 POS: 58 09.7 N 5 43.2 E DATE: 10.4.83 TIME: 9.35

P (DBAR)	Z (M)	T (DEG C)	S (PPT)	THETA (DEG C)	SIGTET	DEL-D (DYN-M)	N*N (CPH)
0.	0.	4.60	30.33	4.60	24.01	0.0	0.0
10.	10.	4.51	32.05	4.51	25.39	0.033	20.96
20.	20.	4.82	32.94	4.82	26.06	0.055	11.68
30.	30.	5.03	33.83	5.02	26.75	0.072	14.65
40.	40.	4.82	34.23	4.82	27.09	0.083	7.07
50.	50.	5.14	34.39	5.14	27.18	0.092	4.88
75.	74.	5.84	34.68	5.83	27.32	0.113	3.47
100.	99.	6.24	34.86	6.23	27.41	0.131	3.29
125.	124.	6.69	34.97	6.68	27.44	0.147	2.10
150.	149.	6.84	35.04	6.83	27.47	0.163	2.10
200.	198.	6.91	35.12	6.90	27.52	0.193	1.74
250.	248.	6.53	35.13	6.51	27.59	0.221	1.85
300.	297.	6.50	35.18	6.47	27.63	0.247	*****
305.	302.	6.50	35.17	6.47	27.63	0.249	0.0

STAT: 270 POS: 58 01.9 N 5 40.0 E DATE: 10.4.83 TIME: 10.36

P (DBAR)	Z (M)	T (DEG C)	S (PPT)	THETA (DEG C)	SIGTET	DEL-D (DYN-M)	N*N (CPH)
0.	0.	5.12	31.95	5.12	25.24	0.0	0.0
10.	10.	5.14	32.96	5.13	26.05	0.025	17.61
20.	20.	5.42	33.91	5.42	26.76	0.042	16.08
30.	30.	5.35	34.41	5.35	27.16	0.052	6.92
40.	40.	5.71	34.61	5.71	27.28	0.060	4.68
50.	50.	5.63	34.65	5.63	27.32	0.068	2.98
75.	74.	6.35	34.92	6.34	27.44	0.086	2.76
100.	99.	6.79	35.00	6.78	27.45	0.102	1.95
125.	124.	6.91	35.05	6.90	27.47	0.118	1.50
150.	149.	6.96	35.09	6.94	27.49	0.133	2.17
200.	198.	6.74	35.10	6.73	27.54	0.163	1.96
250.	248.	6.49	35.15	6.47	27.61	0.190	*****
265.	263.	6.49	35.17	6.47	27.63	0.197	0.0

STAT: 271 POS: 57 57.5 N 5 38.0 E DATE: 10.4.83 TIME: 11 20

P (DBAR)	Z (M)	T (DEG C)	S (PPT)	THETA (DEG C)	SIGTET	DEL-D (DYN-M)	N*N (CPH)
0.	0.	5.56	33.37	5.56	26.32	0.0	0.0
10.	10.	5.64	34.19	5.64	26.96	0.016	15.89
20.	20.	5.85	34.45	5.85	27.14	0.025	6.33
30.	30.	5.81	34.64	5.81	27.29	0.034	6.43
40.	40.	6.10	34.79	6.09	27.37	0.041	3.85
50.	50.	6.71	34.91	6.71	27.39	0.048	1.88
75.	74.	6.56	34.94	6.55	27.43	0.065	2.44
100.	99.	6.96	35.05	6.95	27.46	0.081	2.13
125.	124.	6.80	35.07	6.79	27.50	0.096	1.80
150.	149.	6.88	35.11	6.87	27.52	0.111	2.47
200.	198.	6.51	35.18	6.49	27.63	0.137	1.69
220.	218.	6.51	35.19	6.49	27.64	0.146	0.0

STAT: 272 POS: 57 52.7 N 5 36.0 E DATE: 10.4.83 TIME: 12.04

P (DBAR)	Z (M)	T (DEG C)	S (PPT)	THETA (DEG C)	SIGTET	DEL-D (DYN-M)	N*H (CPH)
0.	0.	5.59	32.86	5.59	25.91	0.0	0.0
10.	10.	5.88	34.44	5.88	27.12	0.017	19.36
20.	20.	6.20	34.74	6.20	27.32	0.026	6.25
30.	30.	6.51	34.90	6.51	27.41	0.033	4.48
40.	40.	6.90	35.00	6.90	27.43	0.039	2.32
50.	50.	6.87	35.02	6.86	27.46	0.045	1.60
75.	74.	6.83	35.06	6.82	27.49	0.061	2.81
100.	99.	6.95	35.13	6.94	27.53	0.075	2.56
125.	124.	6.71	35.13	6.70	27.56	0.089	2.94
150.	149.	6.51	35.17	6.50	27.62	0.102	*****
160.	159.	6.49	35.17	6.47	27.63	0.107	0.0

STAT: 273 POS: 57 47.8 N 5 34.0 E DATE: 10.4.83 TIME: 12.56

P (DBAR)	Z (M)	T (DEG C)	S (PPT)	THETA (DEG C)	SIGTET	DEL-D (DYN-M)	N*H (CPH)
0.	0.	6.01	33.99	6.01	26.75	0.0	0.0
10.	10.	6.17	34.39	6.17	27.05	0.012	11.36
20.	20.	6.30	34.76	6.30	27.32	0.020	7.54
30.	30.	6.49	34.98	6.48	27.47	0.027	4.91
40.	40.	6.70	35.08	6.70	27.53	0.033	3.38
50.	50.	6.74	35.14	6.74	27.56	0.038	2.45
75.	74.	6.56	35.14	6.56	27.59	0.051	2.36
100.	99.	6.51	35.19	6.50	27.63	0.063	1.60
120.	119.	6.55	35.20	6.53	27.64	0.072	0.0

STAT: 274 POS: 57 54.5 N 5 28.2 E DATE: 10.4.83 TIME: 14.20

P (DBAR)	Z (M)	T (DEG C)	S (PPT)	THETA (DEG C)	SIGTET	DEL-D (DYN-M)	N*H (CPH)
0.	0.	5.49	33.38	5.49	26.33	0.0	0.0
10.	10.	5.97	34.15	5.97	26.88	0.015	12.30
20.	20.	5.95	34.27	5.95	26.98	0.026	6.99
30.	30.	6.15	34.57	6.15	27.20	0.036	8.94
40.	40.	6.39	34.87	6.39	27.40	0.044	5.47
50.	50.	6.39	34.92	6.39	27.44	0.050	4.66
75.	74.	6.61	35.10	6.60	27.55	0.065	3.24
100.	99.	6.45	35.15	6.45	27.61	0.078	1.30
125.	124.	6.51	35.19	6.49	27.64	0.090	1.68
150.	149.	6.51	35.21	6.50	27.65	0.101	*****
160.	159.	6.51	35.20	6.50	27.64	0.106	0.0

STAT: 275 POS: 58 03.4 N 5 21.4 E DATE: 10.4.83 TIME: 15.31

P (DBAR)	Z (M)	T (DEG C)	S (PPT)	THETA (DEG C)	SIGTET	DFL-D (DYN-M)	N*N (CPH)
0.	0.	5.76	29.84	5.76	23.50	0.0	0.0
10.	10.	4.94	32.36	4.94	25.59	0.036	26.11
20.	20.	5.27	33.85	5.27	26.73	0.055	14.72
30.	30.	5.11	34.24	5.10	27.06	0.066	8.94
40.	40.	5.55	34.48	5.55	27.20	0.076	6.29
50.	50.	5.95	34.66	5.94	27.29	0.084	6.02
75.	74.	6.56	34.96	6.56	27.45	0.102	3.94
100.	99.	7.02	35.09	7.01	27.49	0.117	2.32
125.	124.	6.99	35.11	6.98	27.51	0.132	1.71
150.	149.	6.80	35.13	6.79	27.55	0.147	2.08
200.	198.	6.52	35.18	6.51	27.63	0.173	1.71
235.	233.	6.52	35.20	6.50	27.64	0.189	0.0

STAT: 276 POS: 58 08.0 N 5 17.3 E DATE: 10.4.83 TIME: 16.18

P (DBAR)	Z (M)	T (DEG C)	S (PPT)	THETA (DEG C)	SIGTET	DFL-D (DYN-M)	N*N (CPH)
0.	0.	4.64	29.31	4.64	23.20	0.0	0.0
10.	10.	4.44	31.42	4.44	24.89	0.042	27.13
20.	20.	5.08	32.80	5.08	25.92	0.067	16.20
30.	30.	5.20	33.85	5.19	26.74	0.084	14.37
40.	40.	5.20	34.34	5.20	27.13	0.095	7.12
50.	50.	5.35	34.49	5.35	27.23	0.103	3.67
75.	74.	5.76	34.69	5.75	27.34	0.124	3.68
100.	99.	6.53	34.92	6.52	27.42	0.141	3.05
125.	124.	6.75	35.01	6.74	27.46	0.157	2.34
150.	149.	6.88	35.06	6.87	27.48	0.173	1.40
200.	198.	6.71	35.11	6.69	27.55	0.202	2.45
250.	248.	6.51	35.19	6.49	27.64	0.228	1.77
285.	282.	6.52	35.20	6.50	27.65	0.245	0.0

STAT: 277 POS: 58 12.2 N 5 14.0 E DATE: 10.4.83 TIME: 17.01

P (DBAR)	Z (M)	T (DEG C)	S (PPT)	THETA (DEG C)	SIGTET	DEL-D (DYN-M)	N*N (CPH)
0.	0.	5.18	29.30	5.18	23.14	0.0	0.0
10.	10.	4.60	32.08	4.60	25.40	0.038	23.78
20.	20.	5.02	32.88	5.01	25.99	0.061	14.92
30.	30.	5.29	34.05	5.29	26.89	0.077	14.04
40.	40.	5.02	34.26	5.02	27.08	0.087	5.45
50.	50.	5.23	34.38	5.22	27.16	0.097	6.05
75.	74.	6.20	34.78	6.20	27.35	0.117	3.74
100.	99.	6.52	34.89	6.51	27.40	0.134	2.65
125.	124.	6.31	34.88	6.30	27.42	0.152	1.75
150.	149.	6.50	34.95	6.48	27.45	0.168	1.59
200.	198.	7.03	35.12	7.02	27.51	0.199	1.60
250.	248.	6.74	35.12	6.71	27.55	0.229	2.30
280.	277.	6.50	35.16	6.47	27.62	0.245	0.0

STAT: 278 POS: 58 16.3 N 5 11.8 E DATE: 10.4.83 TIME: 17.42

P (DBAR)	Z (M)	T (DEG C)	S (PPT)	THETA (DEG C)	SIGTET	DEL-D (DYN-M)	N*H (CPH)
0.	0.	5.06	30.31	5.06	23.96	0.0	0.0
10.	10.	4.68	31.91	4.67	25.26	0.035	19.41
20.	20.	4.89	32.46	4.88	25.67	0.061	15.23
30.	30.	4.90	33.67	4.89	26.64	0.079	15.60
40.	40.	5.04	34.16	5.04	27.01	0.091	7.69
50.	50.	4.99	34.35	4.99	27.16	0.101	6.04
75.	74.	5.65	34.60	5.64	27.28	0.122	3.76
100.	99.	6.79	34.89	6.78	27.36	0.140	2.36
125.	124.	6.79	34.97	6.77	27.43	0.158	1.94
150.	149.	7.01	35.03	7.00	27.44	0.174	1.56
200.	198.	7.00	35.10	6.98	27.50	0.206	1.24
250.	248.	6.94	35.14	6.92	27.54	0.236	2.15
290.	287.	6.53	35.18	6.51	27.63	0.257	0.0

STAT: 279 POS: 58 13.8 N 5 18.7 E DATE: 10.4.83 TIME: 18.28

P (DBAR)	Z (M)	T (DEG C)	S (PPT)	THETA (DEG C)	SIGTET	DEL-D (DYN-M)	N*H (CPH)
0.	0.	5.22	29.48	5.22	23.28	0.0	0.0
10.	10.	4.49	31.34	4.49	24.83	0.042	23.93
20.	20.	4.71	32.16	4.71	25.46	0.070	17.48
30.	30.	5.07	33.67	5.07	26.62	0.089	14.27
40.	40.	5.02	34.12	5.02	26.97	0.101	9.65
50.	50.	5.65	34.47	5.65	27.18	0.111	6.50
75.	74.	6.05	34.70	6.04	27.31	0.132	3.46
100.	99.	6.49	34.87	6.48	27.39	0.150	2.79
125.	124.	6.62	34.93	6.61	27.41	0.167	1.80
150.	149.	6.74	34.97	6.73	27.43	0.184	1.34
200.	198.	6.93	35.06	6.91	27.48	0.216	1.70
250.	248.	6.85	35.11	6.82	27.53	0.246	2.43
290.	287.	6.51	35.17	6.49	27.62	0.268	0.0

STAT: 280 POS: 58 11.3 N 5 26.3 E DATE: 10.4.83 TIME: 19.10

P (DBAR)	Z (M)	T (DEG C)	S (PPT)	THETA (DEG C)	SIGTET	DEL-D (DYN-M)	N*H (CPH)
0.	0.	5.43	29.55	5.43	23.31	0.0	0.0
10.	10.	4.43	31.75	4.43	25.16	0.040	24.87
20.	20.	4.93	32.52	4.92	25.72	0.065	14.11
30.	30.	4.98	33.84	4.97	26.76	0.084	16.36
40.	40.	5.42	34.34	5.41	27.10	0.095	7.25
50.	50.	5.62	34.47	5.61	27.18	0.104	6.25
75.	74.	6.09	34.64	6.08	27.26	0.124	2.67
100.	99.	6.54	34.87	6.53	27.38	0.143	2.62
125.	124.	6.52	34.91	6.51	27.41	0.160	2.00
150.	149.	6.60	34.95	6.59	27.44	0.177	1.79
200.	198.	6.81	35.05	6.79	27.48	0.209	2.06
250.	248.	6.78	35.13	6.76	27.55	0.239	2.14
290.	287.	6.47	35.15	6.45	27.61	0.261	0.0

STAT: 281 POS: 58 21.0 N 5 50.0 E DATE: 10.4.83 TIME: 21.05

P (DBAR)	Z (M)	T (DEG C)	S (PPT)	THETA (DEG C)	SIGTET	DEL-D (DYN-M)	N*N (CPH)
0.	0.	5.02	27.77	5.02	21.95	0.0	0.0
10.	10.	4.38	27.89	4.38	22.10	0.058	15.19
20.	20.	4.14	30.99	4.14	24.58	0.106	30.52
30.	30.	4.56	32.74	4.55	25.93	0.132	12.66
40.	40.	4.77	33.14	4.77	26.23	0.151	8.77
50.	50.	4.75	33.38	4.75	26.42	0.167	8.24
75.	74.	4.99	34.26	4.98	27.09	0.198	6.66
100.	99.	5.80	34.69	5.79	27.34	0.219	2.86
125.	124.	6.04	34.77	6.03	27.36	0.238	3.08
150.	149.	6.39	34.92	6.38	27.44	0.255	2.48
200.	198.	6.77	35.03	6.75	27.48	0.287	0.0
200.	198.	6.77	35.03	6.75	27.48	0.287	0.0

STAT: 282 POS: 58 17.0 N 5 45.0 E DATE: 10.4.83 TIME: 22.45

P (DBAR)	Z (M)	T (DEG C)	S (PPT)	THETA (DEG C)	SIGTET	DEL-D (DYN-M)	N*N (CPH)
0.	0.	5.10	27.57	5.10	21.78	0.0	0.0
10.	10.	4.13	28.63	4.13	22.71	0.058	28.19
20.	20.	4.50	32.09	4.49	25.42	0.095	21.88
30.	30.	4.65	32.74	4.65	25.92	0.118	13.12
40.	40.	5.31	33.72	5.31	26.63	0.135	10.92
50.	50.	5.49	33.98	5.49	26.81	0.148	7.50
75.	74.	5.50	34.53	5.49	27.24	0.173	5.00
100.	99.	6.13	34.78	6.13	27.36	0.192	3.53
125.	124.	6.24	34.87	6.23	27.42	0.209	2.46
150.	149.	6.47	34.97	6.46	27.47	0.226	2.30
200.	198.	6.64	35.06	6.62	27.52	0.256	1.45
250.	248.	6.63	35.12	6.60	27.57	0.284	1.59
300.	297.	6.52	35.14	6.49	27.60	0.312	1.20
335.	332.	6.52	35.15	6.49	27.60	0.330	0.0

STAT: 283 POS: 58 12.8 N 5 40.2 E DATE: 10.4.83 TIME: 23.52

P (DBAR)	Z (M)	T (DEG C)	S (PPT)	THETA (DEG C)	SIGTET	DEL-D (DYN-M)	N*N (CPH)
0.	0.	5.49	31.47	5.49	24.82	0.0	0.0
10.	10.	5.26	32.91	5.26	25.98	0.027	19.61
20.	20.	5.38	33.68	5.38	26.58	0.044	9.44
30.	30.	5.36	34.02	5.35	26.86	0.057	11.12
40.	40.	5.31	34.32	5.31	27.10	0.068	5.78
50.	50.	5.39	34.48	5.38	27.22	0.077	6.21
75.	74.	5.99	34.73	5.99	27.34	0.097	3.59
100.	99.	6.54	34.89	6.53	27.40	0.114	2.86
125.	124.	6.61	34.95	6.60	27.43	0.131	2.05
150.	149.	6.48	34.96	6.47	27.46	0.147	1.44
200.	198.	6.88	35.10	6.86	27.51	0.178	1.85
250.	248.	6.69	35.12	6.66	27.56	0.207	1.68
300.	297.	6.46	35.18	6.44	27.63	0.234	****
310.	307.	6.47	35.17	6.44	27.63	0.239	0.0

STAT: 284 POS: 58 08.6 N 5 35.8 E DATE: 11.4.83 TIME: 1.26

P (DBAR)	Z (M)	T (DEG C)	S (PPT)	THETA (DEG C)	SIGTET	DEL-D (DYN-M)	N*H (CPH)
0.	0.	4.52	31.26	4.52	24.76	0.0	0.0
10.	10.	4.69	32.23	4.69	25.51	0.030	17.94
20.	20.	4.80	33.25	4.80	26.31	0.051	14.07
30.	30.	4.78	33.86	4.78	26.80	0.066	11.78
40.	40.	4.93	34.14	4.92	27.00	0.077	8.30
50.	50.	5.73	34.54	5.72	27.22	0.087	6.32
75.	74.	6.38	34.80	6.37	27.35	0.106	3.43
100.	99.	6.64	34.92	6.63	27.41	0.123	1.69
125.	124.	6.57	34.94	6.55	27.43	0.140	1.74
150.	149.	6.66	35.00	6.65	27.47	0.156	1.86
200.	198.	6.94	35.10	6.92	27.51	0.187	1.76
250.	248.	6.59	35.13	6.57	27.58	0.216	2.25
295.	292.	6.50	35.19	6.47	27.64	0.239	0.0

STAT: 285 POS: 58 04.3 N 5 31.0 E DATE: 11.4.83 TIME: 2.14

P (DBAR)	Z (M)	T (DEG C)	S (PPT)	THETA (DEG C)	SIGTET	DEL-D (DYN-M)	N*H (CPH)
0.	0.	4.42	30.77	4.42	24.38	0.0	0.0
10.	10.	4.47	31.78	4.47	25.18	0.033	19.88
20.	20.	4.94	32.67	4.94	25.83	0.057	13.52
30.	30.	4.91	33.92	4.91	26.83	0.074	15.42
40.	40.	5.46	34.34	5.46	27.10	0.085	7.70
50.	50.	5.77	34.59	5.77	27.26	0.094	5.01
75.	74.	6.34	34.79	6.33	27.35	0.113	3.37
100.	99.	6.60	34.93	6.60	27.41	0.130	1.64
125.	124.	6.67	34.97	6.66	27.44	0.146	2.03
150.	149.	6.76	35.02	6.74	27.47	0.162	1.69
200.	198.	6.82	35.09	6.80	27.51	0.193	2.15
250.	248.	6.57	35.13	6.55	27.58	0.221	2.23
280.	277.	6.47	35.18	6.45	27.64	0.237	0.0

STAT: 286 POS: 57 59.6 N 5 26.0 E DATE: 11.4.83 TIME: 3.42

P (DBAR)	Z (M)	T (DEG C)	S (PPT)	THETA (DEG C)	SIGTET	DEL-D (DYN-M)	N*H (CPH)
0.	0.	4.60	30.61	4.60	24.24	0.0	0.0
10.	10.	5.01	32.53	5.01	25.72	0.033	23.35
20.	20.	5.24	33.36	5.24	26.34	0.052	13.52
30.	30.	5.60	34.22	5.60	26.98	0.066	12.64
40.	40.	5.75	34.53	5.74	27.21	0.075	5.13
50.	50.	5.86	34.60	5.85	27.26	0.084	4.27
75.	74.	6.23	34.78	6.22	27.35	0.102	2.59
100.	99.	6.47	34.93	6.46	27.44	0.119	3.17
125.	124.	6.84	35.09	6.83	27.52	0.134	2.78
150.	149.	6.76	35.12	6.74	27.55	0.148	1.97
200.	198.	6.51	35.17	6.49	27.62	0.174	1.95
245.	243.	6.54	35.21	6.52	27.65	0.196	0.0

STAT: 287 POS: 57 56.0 N 5 20.0 E DATE: 11.4.83 TIME: 20.03

P (DBAR)	Z (M)	T (DEG C)	S (PPT)	THETA (DEG C)	SIGTFT	DFL-D (DYN-M)	N*N (CPH)
0.	0.	5.76	33.39	5.76	26.31	0.0	0.0
10.	10.	5.83	33.81	5.83	26.64	0.016	13.90
20.	20.	5.92	34.46	5.92	27.14	0.028	10.40
30.	30.	6.38	34.80	6.38	27.34	0.036	6.79
40.	40.	6.70	34.95	6.69	27.42	0.043	3.31
50.	50.	6.73	35.00	6.73	27.46	0.049	2.32
75.	74.	6.90	35.07	6.90	27.49	0.064	1.71
100.	99.	6.85	35.10	6.84	27.52	0.079	3.04
125.	124.	6.72	35.14	6.71	27.57	0.093	2.36
140.	139.	6.57	35.15	6.56	27.60	0.100	0.0

STAT: 288 POS: 57 51.2 N 5 16.3 E DATE: 11.4.83 TIME: 21.43

P (DBAR)	Z (M)	T (DEG C)	S (PPT)	THETA (DEG C)	SIGTFT	DFL-D (DYN-M)	N*N (CPH)
0.	0.	5.80	33.54	5.80	26.42	0.0	0.0
10.	10.	5.81	33.52	5.81	26.41	0.016	5.80
20.	20.	6.30	34.71	6.30	27.29	0.030	16.96
30.	30.	6.32	34.90	6.32	27.43	0.036	4.26
40.	40.	6.63	35.03	6.63	27.50	0.043	4.06
50.	50.	6.64	35.10	6.64	27.54	0.048	2.94
75.	74.	6.48	35.16	6.47	27.61	0.061	2.91
100.	99.	6.47	35.18	6.46	27.63	0.072	0.0
100.	99.	6.47	35.18	6.46	27.63	0.072	0.0

STAT: 289 POS: 57 47.0 N 5 11.0 E DATE: 11.4.83 TIME: 22.44

P (DBAR)	Z (M)	T (DEG C)	S (PPT)	THETA (DEG C)	SIGTFT	DEL-D (DYN-M)	N*N (CPH)
0.	0.	6.44	34.81	6.44	27.34	0.0	0.0
10.	10.	6.44	34.83	6.44	27.36	0.007	2.42
20.	20.	6.45	34.86	6.45	27.38	0.014	5.39
30.	30.	6.41	35.05	6.41	27.54	0.020	5.73
40.	40.	6.29	35.09	6.29	27.59	0.025	2.58
50.	50.	6.27	35.11	6.27	27.60	0.030	2.06
75.	74.	6.42	35.17	6.41	27.63	0.042	1.60
100.	99.	6.49	35.19	6.48	27.64	0.054	0.0
100.	99.	6.49	35.19	6.48	27.64	0.054	0.0

STAT: 290 POS: 57 42.0 N 5 06.3 E DATE: 12.4.83 TIME: 0.16

P (DBAR)	Z (M)	T (DEG C)	S (PPT)	THETA (DEG C)	SIGTFT	DEL-D (DYN-M)	N*N (CPH)
0.	0.	6.48	35.01	6.48	27.50	0.0	0.0
10.	10.	6.48	35.02	6.48	27.51	0.006	1.24
20.	20.	6.48	35.03	6.48	27.51	0.011	0.83
30.	30.	6.49	35.05	6.49	27.52	0.017	3.67
40.	40.	6.23	35.10	6.23	27.60	0.022	3.74
50.	50.	6.22	35.11	6.22	27.61	0.027	1.88
75.	74.	6.48	35.17	6.48	27.63	0.039	1.15
95.	94.	6.49	35.18	6.48	27.63	0.048	0.0

STAT: 291 POS: 57 38.4 N 5 01.3 E DATE: 12.4.83 TIME: 1.15

P (DBAR)	Z (M)	T (DEG C)	S (PPT)	THETA (DEG C)	SIGTET	DEL-D (DYN-M)	N*N (CPH)
0.	0.	6.34	35.09	6.34	27.58	0.0	0.0
10.	10.	6.35	35.10	6.34	27.58	0.005	1.94
20.	20.	6.34	35.10	6.34	27.59	0.010	1.26
30.	30.	6.34	35.10	6.34	27.59	0.015	1.27
40.	40.	6.32	35.11	6.32	27.60	0.020	2.42
50.	50.	6.26	35.13	6.25	27.62	0.025	1.60
75.	74.	6.26	35.13	6.25	27.62	0.036	0.74
85.	84.	6.26	35.13	6.25	27.62	0.041	0.0

STAT: 292 POS: 58 21.0 N 5 50.0 E DATE: 12.4.83 TIME: 19.44

P (DBAR)	Z (M)	T (DEG C)	S (PPT)	THETA (DEG C)	SIGTET	DEL-D (DYN-M)	N*N (CPH)
0.	0.	4.88	28.34	4.88	22.41	0.0	0.0
10.	10.	4.73	28.80	4.73	22.79	0.053	23.09
20.	20.	4.46	32.08	4.46	25.42	0.091	23.40
30.	30.	4.64	33.02	4.64	26.14	0.113	11.03
40.	40.	4.73	33.43	4.73	26.46	0.130	11.03
50.	50.	4.77	33.86	4.77	26.80	0.145	10.12
75.	74.	5.09	34.27	5.08	27.08	0.171	7.03
100.	99.	6.32	34.80	6.31	27.35	0.191	2.47
125.	124.	6.39	34.86	6.38	27.39	0.209	2.69
150.	149.	6.68	34.98	6.66	27.45	0.226	2.41
200.	198.	6.77	35.05	6.75	27.49	0.257	1.10
230.	228.	6.80	35.07	6.78	27.50	0.275	0.0

STAT: 293 POS: 58 17.0 N 5 45.0 E DATE: 12.4.83 TIME: 20.39

P (DBAR)	Z (M)	T (DEG C)	S (PPT)	THETA (DEG C)	SIGTET	DEL-D (DYN-M)	N*N (CPH)
0.	0.	4.71	28.87	4.71	22.85	0.0	0.0
10.	10.	4.71	29.74	4.71	23.54	0.048	23.05
20.	20.	4.45	31.92	4.45	25.29	0.083	22.36
30.	30.	4.92	33.58	4.92	26.56	0.102	13.03
40.	40.	4.72	33.86	4.71	26.81	0.116	7.26
50.	50.	5.37	34.17	5.36	26.97	0.128	9.80
75.	74.	5.90	34.65	5.89	27.29	0.149	3.93
100.	99.	6.62	34.91	6.61	27.40	0.168	3.72
125.	124.	6.76	34.99	6.75	27.44	0.184	2.25
150.	149.	6.95	35.07	6.94	27.48	0.200	1.70
200.	198.	6.81	35.11	6.79	27.53	0.230	2.07
250.	248.	6.56	35.12	6.54	27.58	0.258	1.90
300.	297.	6.46	35.16	6.43	27.62	0.284	0.94
335.	332.	6.51	35.18	6.47	27.63	0.302	0.0

STAI: 294 POS: 58 12.8 N 5 40.2 E DATE: 12.4.83 TIME: 21.36

P (DBAR)	Z (M)	T (DFG C)	S (PPT)	THETA (DEG C)	SIGTET	DEL-D (DYN-M)	N*N (CPH)
0.	0.	5.10	28.39	5.10	22.43	0.0	0.0
10.	10.	4.32	30.16	4.32	23.90	0.050	29.86
20.	20.	4.73	32.96	4.73	26.08	0.079	18.79
30.	30.	5.35	33.83	5.35	26.71	0.095	12.07
40.	40.	5.59	34.21	5.58	26.98	0.107	9.57
50.	50.	5.55	34.43	5.55	27.16	0.117	6.19
75.	74.	6.55	34.84	6.54	27.36	0.137	4.41
100.	99.	6.53	34.92	6.52	27.42	0.155	4.12
125.	124.	6.82	35.03	6.81	27.47	0.171	2.20
150.	149.	6.88	35.08	6.87	27.50	0.186	1.87
200.	198.	6.74	35.11	6.72	27.54	0.216	1.73
250.	248.	6.54	35.14	6.51	27.59	0.244	1.96
300.	297.	6.50	35.18	6.47	27.63	0.269	*****
305.	302.	6.50	35.18	6.47	27.63	0.271	0.0

STAI: 295 POS: 58 08.6 N 5 35.8 E DATE: 12.4.83 TIME: 22.35

P (DBAR)	Z (M)	T (DFG C)	S (PPT)	THETA (DEG C)	SIGTET	DEL-D (DYN-M)	N*N (CPH)
0.	0.	5.02	28.40	5.02	22.44	0.0	0.0
10.	10.	4.62	31.70	4.62	25.10	0.048	33.80
20.	20.	5.46	33.79	5.46	26.66	0.068	16.37
30.	30.	5.45	34.18	5.45	26.97	0.080	7.25
40.	40.	5.34	34.38	5.34	27.15	0.090	7.09
50.	50.	5.42	34.51	5.42	27.23	0.098	3.45
75.	74.	6.29	34.80	6.29	27.36	0.117	2.08
100.	99.	6.54	34.89	6.53	27.40	0.135	2.75
125.	124.	6.76	34.99	6.75	27.45	0.151	1.97
150.	149.	6.80	35.03	6.79	27.47	0.167	1.66
200.	198.	6.91	35.10	6.90	27.51	0.198	1.62
250.	248.	6.59	35.12	6.56	27.57	0.227	2.21
285.	282.	6.51	35.18	6.48	27.63	0.246	0.0

STAI: 296 POS: 58 04.3 N 5 31.0 E DATE: 12.4.83 TIME: 23.31

P (DBAR)	Z (M)	T (DFG C)	S (PPT)	THETA (DEG C)	SIGTET	DEL-D (DYN-M)	N*N (CPH)
0.	0.	5.00	29.11	5.00	23.00	0.0	0.0
10.	10.	5.07	30.65	5.07	24.22	0.046	34.09
20.	20.	5.20	33.87	5.20	26.76	0.066	10.11
30.	30.	5.35	34.24	5.35	27.03	0.077	8.30
40.	40.	5.65	34.50	5.64	27.20	0.087	6.69
50.	50.	5.88	34.65	5.87	27.29	0.095	3.69
75.	74.	6.46	34.83	6.45	27.36	0.113	2.98
100.	99.	6.61	34.92	6.60	27.41	0.131	2.32
125.	124.	6.78	35.01	6.77	27.46	0.147	1.87
150.	149.	6.95	35.06	6.94	27.47	0.163	1.76
200.	198.	6.75	35.09	6.73	27.53	0.193	2.47
250.	248.	6.52	35.18	6.50	27.63	0.220	*****
265.	263.	6.56	35.20	6.53	27.64	0.227	0.0

STAT: 297 POS: 57 59.6 N 5 26.0 E DATE: 13.4.83 TIME: 0.34

P (DBAR)	Z (M)	T (DEG C)	S (PPT)	THETA (DEG C)	SIGTET	DEL-D (DYN-M)	N*N (CPH)
0.	0.	5.42	31.70	5.42	25.02	0.0	0.0
10.	10.	5.36	32.68	5.36	25.79	0.027	20.59
20.	20.	5.48	33.94	5.48	26.78	0.044	13.51
30.	30.	5.92	34.56	5.92	27.22	0.054	8.74
40.	40.	6.14	34.71	6.14	27.30	0.062	3.96
50.	50.	6.43	34.82	6.42	27.36	0.070	4.63
75.	74.	6.95	35.03	6.95	27.45	0.086	2.49
100.	99.	6.91	35.04	6.90	27.47	0.102	1.79
125.	124.	6.98	35.09	6.97	27.49	0.117	1.44
150.	149.	6.93	35.11	6.92	27.51	0.132	1.95
200.	198.	6.44	35.17	6.42	27.63	0.159	1.76
220.	218.	6.44	35.17	6.42	27.63	0.169	0.0

STAT: 298 POS: 57 55.6 N 5 20.5 E DATE: 13.4.83 TIME: 1.37

P (DBAR)	Z (M)	T (DEG C)	S (PPT)	THETA (DEG C)	SIGTET	DEL-D (DYN-M)	N*N (CPH)
0.	0.	5.59	32.55	5.59	25.66	0.0	0.0
10.	10.	5.59	32.55	5.59	25.66	0.023	14.62
20.	20.	6.08	34.62	6.08	27.24	0.039	17.79
30.	30.	6.24	34.79	6.24	27.36	0.047	3.58
40.	40.	6.45	34.90	6.45	27.41	0.054	3.96
50.	50.	6.51	34.95	6.51	27.44	0.060	2.90
75.	74.	6.98	35.10	6.97	27.50	0.076	1.80
100.	99.	6.79	35.10	6.78	27.52	0.090	2.59
125.	124.	6.72	35.12	6.71	27.56	0.104	2.00
140.	139.	6.59	35.14	6.57	27.59	0.111	0.0

STAT: 299 POS: 57 51.2 N 5 16.3 E DATE: 13.4.83 TIME: 2.42

P (DBAR)	Z (M)	T (DEG C)	S (PPT)	THETA (DEG C)	SIGTET	DEL-D (DYN-M)	N*N (CPH)
0.	0.	6.08	33.78	6.08	26.58	0.0	0.0
10.	10.	6.18	34.21	6.18	26.90	0.014	15.20
20.	20.	6.71	34.95	6.71	27.42	0.022	6.41
30.	30.	6.46	34.94	6.46	27.44	0.028	4.28
40.	40.	6.81	35.08	6.81	27.51	0.034	2.98
50.	50.	6.74	35.10	6.74	27.53	0.040	2.59
75.	74.	6.55	35.14	6.55	27.59	0.053	2.86
95.	94.	6.46	35.17	6.45	27.63	0.062	0.0

STAT: 301 POS: 58 21.0 N 5 50.0 E DATE: 13.4.83 TIME: 20.40

P (DBAR)	Z (M)	T (DEG C)	S (PPT)	THETA (DEG C)	SIGTET	DFL-D (DYN-M)	N*N (CPH)
0.	0.	4.95	29.35	4.95	23.20	0.0	0.0
10.	10.	4.91	31.72	4.91	25.08	0.042	27.50
20.	20.	4.64	32.75	4.63	25.93	0.065	15.47
30.	30.	4.78	33.59	4.78	26.58	0.082	9.53
40.	40.	4.79	33.92	4.78	26.84	0.095	6.35
50.	50.	5.09	33.99	5.08	26.87	0.107	7.05
75.	74.	6.17	34.70	6.16	27.29	0.131	4.88
100.	99.	6.52	34.93	6.51	27.43	0.148	2.69
125.	124.	6.68	34.97	6.66	27.44	0.165	1.50
150.	149.	6.70	34.98	6.69	27.44	0.181	0.79
200.	198.	6.89	35.07	6.87	27.49	0.213	1.93
245.	243.	6.56	35.09	6.54	27.55	0.240	0.0

STAT: 302 POS: 58 17.0 N 5 45.0 E DATE: 13.4.83 TIME: 21.32

P (DBAR)	Z (M)	T (DEG C)	S (PPT)	THETA (DEG C)	SIGTET	DFL-D (DYN-M)	N*N (CPH)
0.	0.	5.29	30.09	5.29	23.75	0.0	0.0
10.	10.	4.66	31.41	4.66	24.87	0.037	20.26
20.	20.	4.56	33.03	4.56	26.16	0.063	18.32
30.	30.	5.31	33.87	5.30	26.74	0.079	13.10
40.	40.	5.61	34.26	5.61	27.02	0.090	8.91
50.	50.	5.59	34.51	5.58	27.21	0.100	5.16
75.	74.	6.31	34.78	6.30	27.34	0.119	3.46
100.	99.	6.54	34.93	6.53	27.43	0.136	2.40
125.	124.	6.68	35.01	6.67	27.47	0.152	2.16
150.	149.	6.75	35.06	6.73	27.50	0.167	1.58
200.	198.	6.60	35.08	6.58	27.54	0.196	1.87
250.	248.	6.53	35.13	6.51	27.58	0.224	1.76
300.	297.	6.49	35.17	6.46	27.62	0.250	1.23
340.	337.	6.49	35.17	6.46	27.63	0.270	0.0

STAT: 303 POS: 58 12.8 N 5 40.2 E DATE: 13.4.83 TIME: 22.22

P (DBAR)	Z (M)	T (DEG C)	S (PPT)	THETA (DEG C)	SIGTET	DFL-D (DYN-M)	N*N (CPH)
0.	0.	5.32	29.09	5.32	22.96	0.0	0.0
10.	10.	4.49	31.12	4.49	24.65	0.044	30.65
20.	20.	5.17	33.25	5.17	26.27	0.067	11.40
30.	30.	5.46	33.96	5.45	26.80	0.082	13.58
40.	40.	5.85	34.44	5.84	27.13	0.092	6.45
50.	50.	6.03	34.60	6.03	27.23	0.101	5.33
75.	74.	6.48	34.82	6.47	27.35	0.120	2.45
100.	99.	6.73	34.97	6.72	27.44	0.138	2.90
125.	124.	6.82	35.08	6.81	27.51	0.153	2.44
150.	149.	6.76	35.11	6.75	27.54	0.168	1.96
200.	198.	6.56	35.12	6.54	27.58	0.195	1.69
250.	243.	6.49	35.17	6.46	27.62	0.221	1.15
300.	297.	6.49	35.17	6.47	27.63	0.246	*****
310.	307.	6.50	35.17	6.47	27.63	0.251	0.0

STAT: 304 POS: 58 08.6 N 5 35.8 E DATE: 13.4.83 TIME: 23.13

P (DBAR)	Z (M)	T (DEG C)	S (PPT)	THETA (DEG C)	SIGTET	DEL-D (DYN-M)	N*N (CPH)
0.	0.	5.21	28.70	5.21	22.66	0.0	0.0
10.	10.	4.73	30.94	4.73	24.49	0.048	32.96
20.	20.	4.73	33.33	4.73	26.38	0.070	13.70
30.	30.	5.50	33.99	5.50	26.81	0.084	10.51
40.	40.	5.49	34.30	5.49	27.06	0.095	6.83
50.	50.	5.86	34.58	5.86	27.24	0.104	5.99
75.	74.	6.25	34.83	6.24	27.38	0.123	2.08
100.	99.	6.52	34.95	6.51	27.44	0.140	1.67
125.	124.	6.74	35.03	6.73	27.48	0.156	2.00
150.	149.	6.85	35.09	6.84	27.51	0.171	1.27
200.	198.	6.88	35.10	6.86	27.52	0.201	1.85
250.	248.	6.56	35.14	6.54	27.59	0.230	2.18
285.	282.	6.53	35.20	6.50	27.64	0.247	0.0

STAT: 305 POS: 58 04.3 N 5 31.0 E DATE: 13.4.83 TIME: 23.58

P (DBAR)	Z (M)	T (DEG C)	S (PPT)	THETA (DEG C)	SIGTET	DEL-D (DYN-M)	N*N (CPH)
0.	0.	5.32	28.76	5.32	22.70	0.0	0.0
10.	10.	5.26	32.61	5.25	25.75	0.042	33.34
20.	20.	5.11	34.08	5.11	26.93	0.057	10.26
30.	30.	5.14	34.25	5.13	27.06	0.067	5.91
40.	40.	5.26	34.41	5.26	27.18	0.077	5.33
50.	50.	5.73	34.57	5.73	27.25	0.085	5.81
75.	74.	6.40	34.82	6.39	27.36	0.104	3.68
100.	99.	6.60	34.92	6.59	27.41	0.121	2.67
125.	124.	6.52	34.96	6.51	27.45	0.138	1.98
150.	149.	6.96	35.04	6.94	27.46	0.154	2.04
200.	198.	6.72	35.12	6.70	27.55	0.183	2.23
250.	248.	6.48	35.17	6.46	27.62	0.209	*****
270.	268.	6.47	35.16	6.44	27.62	0.219	0.0

STAT: 306 POS: 57 59.6 N 5 26.0 E DATE: 14.4.83 TIME: 0.47

P (DBAR)	Z (M)	T (DEG C)	S (PPT)	THETA (DEG C)	SIGTET	DEL-D (DYN-M)	N*N (CPH)
0.	0.	5.62	31.01	5.62	24.45	0.0	0.0
10.	10.	5.62	32.92	5.62	25.95	0.031	27.79
20.	20.	5.42	34.33	5.42	27.09	0.044	9.51
30.	30.	5.68	34.58	5.68	27.26	0.053	5.03
40.	40.	6.32	34.74	6.31	27.30	0.061	3.97
50.	50.	6.53	34.84	6.53	27.35	0.068	3.40
75.	74.	6.68	34.95	6.67	27.43	0.085	2.61
100.	99.	6.84	35.03	6.83	27.46	0.101	2.21
125.	124.	6.91	35.08	6.90	27.50	0.116	1.98
150.	149.	6.75	35.11	6.74	27.54	0.131	2.55
200.	198.	6.56	35.16	6.54	27.61	0.157	*****
210.	208.	6.54	35.17	6.52	27.61	0.162	0.0

STAT: 307 POS: 57 55.6 N 5 20.5 E DATE: 14.4.83 TIME: 1.31

P (DBAR)	T (M)	T (DEG C)	S (PPT)	THETA (DEG C)	SIGTET	DEL-D (DYN-M)	N*N (CPH)
0.	0.	5.58	30.32	5.58	23.91	0.0	0.0
10.	10.	5.88	34.43	5.88	27.12	0.030	29.70
20.	20.	6.04	34.68	6.04	27.30	0.039	7.88
30.	30.	6.44	34.90	6.44	27.41	0.046	4.47
40.	40.	6.37	34.91	6.36	27.43	0.052	2.79
50.	50.	6.77	35.01	6.77	27.46	0.059	2.52
75.	74.	6.84	35.09	6.84	27.51	0.074	2.36
100.	99.	6.75	35.13	6.74	27.55	0.088	2.47
125.	124.	6.56	35.14	6.54	27.59	0.101	2.35
140.	139.	6.50	35.17	6.48	27.62	0.108	0.0

STAT: 308 POS: 57 51.2 N 5 16.3 E DATE: 14.4.83 TIME: 2.16

P (DBAR)	T (M)	T (DEG C)	S (PPT)	THETA (DEG C)	SIGTET	DEL-D (DYN-M)	N*N (CPH)
0.	0.	6.05	33.28	6.05	26.19	0.0	0.0
10.	10.	6.29	34.30	6.29	26.96	0.017	19.27
20.	20.	6.57	34.85	6.57	27.36	0.026	10.20
30.	30.	6.47	35.01	6.47	27.50	0.033	3.95
40.	40.	6.54	35.06	6.53	27.53	0.038	2.10
50.	50.	6.39	35.06	6.39	27.55	0.044	2.47
75.	74.	6.44	35.15	6.43	27.61	0.056	2.81
100.	99.	6.42	35.15	6.41	27.62	0.068	0.28
110.	109.	6.42	35.16	6.41	27.62	0.073	0.0

STAT: 309 POS: 57 42.0 N 5 06.3 E DATE: 14.4.83 TIME: 19.36

P (DBAR)	T (M)	T (DEG C)	S (PPT)	THETA (DEG C)	SIGTET	DEL-D (DYN-M)	N*N (CPH)
0.	0.	6.56	34.52	6.56	27.10	0.0	0.0
10.	10.	6.56	34.54	6.56	27.12	0.009	11.55
20.	20.	6.44	35.09	6.44	27.56	0.016	3.89
30.	30.	6.41	35.10	6.41	27.57	0.021	2.82
40.	40.	6.38	35.10	6.38	27.58	0.026	2.90
50.	50.	6.37	35.12	6.37	27.60	0.031	1.78
75.	74.	6.38	35.14	6.37	27.61	0.043	*****
100.	99.	6.39	35.14	6.38	27.61	0.055	0.0
100.	99.	6.39	35.14	6.38	27.61	0.055	0.0

STAT: 310 POS: 57 47.0 N 5 11.1 E DATE: 14.4.83 TIME: 21.15

P (DBAR)	Z (M)	T (DFG C)	S (PPT)	THETA (DEG C)	SIGTET	DFL-D (DYN-M)	N*H (CPH)
0.	0.	6.55	34.09	6.55	26.76	0.0	0.0
10.	10.	6.57	34.43	6.57	27.03	0.012	15.51
20.	20.	6.44	35.05	6.44	27.54	0.019	3.58
30.	30.	6.36	35.09	6.36	27.57	0.024	1.71
40.	40.	6.33	35.10	6.33	27.58	0.029	1.82
50.	50.	6.34	35.11	6.33	27.60	0.034	2.47
75.	74.	6.35	35.13	6.34	27.61	0.046	0.28
95.	94.	6.35	35.13	6.34	27.61	0.056	0.0

STAT: 311 POS: 57 51.2 N 5 16.3 E DATE: 14.4.83 TIME: 22.13

P (DBAR)	Z (M)	T (DFG C)	S (PPT)	THETA (DEG C)	SIGTET	DEL-D (DYN-M)	N*H (CPH)
0.	0.	5.96	32.01	5.96	25.19	0.0	0.0
10.	10.	6.58	34.70	6.58	27.24	0.023	26.08
20.	20.	6.75	34.98	6.75	27.44	0.030	5.14
30.	30.	6.88	35.05	6.88	27.47	0.036	3.14
40.	40.	6.93	35.09	6.93	27.50	0.042	2.37
50.	50.	6.82	35.10	6.82	27.52	0.048	3.29
75.	74.	6.61	35.12	6.60	27.57	0.061	2.78
100.	99.	6.48	35.16	6.47	27.62	0.073	0.83
110.	109.	6.47	35.16	6.46	27.62	0.078	0.0

STAT: 312 POS: 57 55.6 N 5 20.5 E DATE: 14.4.83 TIME: 23.45

P (DBAR)	Z (M)	T (DFG C)	S (PPT)	THETA (DEG C)	SIGTET	DEL-D (DYN-M)	N*H (CPH)
0.	0.	5.69	30.78	5.69	24.26	0.0	0.0
10.	10.	5.69	32.87	5.69	25.90	0.033	30.40
20.	20.	6.13	34.66	6.12	27.27	0.044	6.78
30.	30.	6.37	34.83	6.37	27.37	0.052	5.23
40.	40.	6.37	34.90	6.37	27.42	0.059	4.09
50.	50.	6.45	34.96	6.45	27.46	0.065	2.10
75.	74.	6.82	35.06	6.81	27.49	0.080	2.32
100.	99.	6.71	35.11	6.70	27.55	0.094	2.45
125.	124.	6.61	35.12	6.60	27.57	0.108	2.44
145.	144.	6.48	35.16	6.46	27.62	0.118	0.0

STAT: 313 POS: 57 59.6 N 5 26.0 E DATE: 15.4.83 TIME: 0.36

P (DBAR)	Z (M)	T (DEG C)	S (PPT)	THETA (DEG C)	SIGTET	DEL-D (DYN-M)	H*H (CPH)
0.	0.	5.38	32.35	5.38	25.53	0.0	0.0
10.	10.	5.52	33.25	5.51	26.23	0.023	22.14
20.	20.	6.01	34.55	6.00	27.19	0.034	7.06
30.	30.	6.11	34.71	6.10	27.31	0.042	4.91
40.	40.	6.49	34.80	6.49	27.33	0.049	2.50
50.	50.	6.60	34.88	6.60	27.38	0.057	2.90
75.	74.	6.87	35.00	6.87	27.44	0.073	0.48
100.	99.	6.97	35.06	6.96	27.47	0.089	1.98
125.	124.	6.91	35.11	6.90	27.51	0.104	2.30
150.	149.	6.46	35.06	6.44	27.54	0.119	2.48
200.	198.	6.40	35.13	6.39	27.61	0.145	*****
210.	208.	6.40	35.13	6.39	27.61	0.150	0.0

STAT: 314 POS: 58 04.3 N 5 31.0 E DATE: 15.4.83 TIME: 2.23

P (DBAR)	Z (M)	T (DEG C)	S (PPT)	THETA (DEG C)	SIGTET	DEL-D (DYN-M)	H*H (CPH)
0.	0.	5.07	29.77	5.07	23.52	0.0	0.0
10.	10.	5.27	32.87	5.27	25.95	0.038	30.90
20.	20.	5.29	33.93	5.29	26.79	0.054	11.90
30.	30.	5.11	34.24	5.11	27.06	0.065	7.17
40.	40.	5.25	34.44	5.25	27.20	0.074	5.58
50.	50.	5.60	34.56	5.60	27.25	0.082	4.62
75.	74.	6.23	34.82	6.22	27.38	0.101	3.70
100.	99.	6.76	34.97	6.75	27.43	0.119	3.33
125.	124.	6.91	35.05	6.90	27.47	0.135	2.35
150.	149.	7.02	35.09	7.01	27.49	0.150	1.61
200.	198.	6.69	35.11	6.67	27.55	0.180	2.13
250.	248.	6.53	35.17	6.51	27.62	0.206	*****
275.	272.	6.53	35.18	6.50	27.63	0.219	0.0

STAT: 315 POS: 58 08.6 N 5 35.8 E DATE: 15.4.83 TIME: 3.23

P (DBAR)	Z (M)	T (DEG C)	S (PPT)	THETA (DEG C)	SIGTET	DEL-D (DYN-M)	H*H (CPH)
0.	0.	4.80	30.51	4.80	24.14	0.0	0.0
10.	10.	4.53	31.83	4.53	25.21	0.035	26.22
20.	20.	4.91	33.54	4.91	26.53	0.055	10.91
30.	30.	4.74	33.82	4.74	26.77	0.069	8.98
40.	40.	5.81	34.38	5.80	27.09	0.080	8.83
50.	50.	5.89	34.55	5.88	27.21	0.089	6.20
75.	74.	6.34	34.83	6.33	27.37	0.108	2.72
100.	99.	6.52	34.94	6.51	27.43	0.125	0.48
125.	124.	6.77	35.01	6.75	27.46	0.141	1.69
150.	149.	6.59	34.99	6.57	27.47	0.157	1.74
200.	198.	6.75	35.07	6.74	27.51	0.187	1.75
250.	248.	6.52	35.12	6.50	27.58	0.216	1.85
290.	287.	6.49	35.16	6.46	27.62	0.237	0.0

STAT: 316 POS: 58 12.8 N 5 40.2 E DATE: 15.4.83 TIME: 11.22

P (DBAR)	Z (M)	T (DEG C)	S (PPT)	THETA (DEG C)	SIGTET	DFL-D (DYN-M)	N*H (CPH)
0.	0.	5.04	29.09	5.04	22.99	0.0	0.0
10.	10.	4.89	29.21	4.89	23.10	0.048	24.47
20.	20.	5.26	32.45	5.26	25.63	0.081	21.37
30.	30.	4.73	33.66	4.73	26.64	0.099	11.10
40.	40.	5.10	34.01	5.10	26.88	0.112	10.20
50.	50.	5.69	34.44	5.69	27.15	0.122	6.37
75.	74.	6.47	34.80	6.46	27.34	0.142	2.61
100.	99.	6.68	34.94	6.67	27.41	0.160	2.02
125.	124.	6.63	34.98	6.62	27.45	0.176	1.60
150.	149.	6.68	35.02	6.67	27.48	0.192	1.98
200.	198.	6.68	35.08	6.66	27.53	0.222	2.08
250.	248.	6.55	35.12	6.53	27.58	0.250	1.98
300.	297.	6.49	35.17	6.46	27.62	0.276	****
310.	307.	6.40	35.17	6.46	27.62	0.281	0.0

STAT: 317 POS: 58 17.0 N 5 45.0 E DATE: 15.4.83 TIME: 12.07

P (DBAR)	Z (M)	T (DEG C)	S (PPT)	THETA (DEG C)	SIGTET	DFL-D (DYN-M)	N*H (CPH)
0.	0.	5.02	28.29	5.02	22.36	0.0	0.0
10.	10.	4.86	28.67	4.86	22.68	0.054	19.78
20.	20.	4.39	31.49	4.38	24.96	0.096	23.76
30.	30.	5.12	32.86	5.12	25.97	0.121	18.66
40.	40.	5.52	34.11	5.52	26.90	0.137	13.03
50.	50.	5.72	34.45	5.71	27.15	0.147	7.78
75.	74.	6.31	34.77	6.30	27.33	0.168	3.58
100.	99.	6.52	34.89	6.51	27.40	0.185	1.80
125.	124.	6.56	34.93	6.55	27.42	0.202	1.71
150.	149.	6.86	35.02	6.84	27.46	0.218	1.45
200.	198.	6.79	35.10	6.77	27.53	0.249	2.19
250.	248.	6.55	35.12	6.53	27.58	0.277	1.90
300.	297.	6.49	35.15	6.46	27.61	0.303	0.45
340.	337.	6.49	35.16	6.46	27.62	0.324	0.0

STAT: 318 POS: 58 21.0 N 5 50.0 E DATE: 15.4.83 TIME: 12.51

P (DBAR)	Z (M)	T (DEG C)	S (PPT)	THETA (DEG C)	SIGTET	DFL-D (DYN-M)	N*H (CPH)
0.	0.	5.10	28.14	5.10	22.23	0.0	0.0
10.	10.	5.08	28.14	5.08	22.23	0.056	12.87
20.	20.	4.64	29.92	4.64	23.69	0.106	21.44
30.	30.	4.32	31.20	4.32	24.74	0.143	19.80
40.	40.	4.64	32.47	4.64	25.71	0.169	19.56
50.	50.	5.25	34.33	5.24	27.11	0.184	12.78
75.	74.	5.87	34.60	5.86	27.26	0.206	4.76
100.	99.	6.41	34.90	6.40	27.42	0.224	2.83
125.	124.	6.46	34.95	6.45	27.45	0.241	1.69
150.	149.	6.61	34.99	6.59	27.47	0.256	0.77
185.	183.	6.68	35.02	6.66	27.48	0.278	0.0

STAT: 319 POS: 58 24.0 N 5 53.5 E DATE: 17.4.83 TIME: 9.15

P (DBAR)	Z (M)	T (DEG C)	S (PPT)	THETA (DEG C)	SIGTET	DEL-D (DYN-M)	N*N (CPH)
0.	0.	4.88	28.39	4.88	22.45	0.0	0.0
10.	10.	4.89	28.42	4.89	22.47	0.054	2.81
20.	20.	4.89	28.51	4.89	22.54	0.107	9.34
30.	30.	4.51	31.35	4.50	24.84	0.153	31.28
40.	40.	4.93	33.38	4.92	26.40	0.176	16.53
50.	50.	5.17	33.89	5.17	26.77	0.190	8.14
75.	74.	5.55	34.41	5.55	27.14	0.217	7.22
90.	89.	5.91	34.63	5.90	27.27	0.230	0.0

STAT: 320 POS: 58 21.0 N 5 50.0 E DATE: 17.4.83 TIME: 10.04

P (DBAR)	Z (M)	T (DEG C)	S (PPT)	THETA (DEG C)	SIGTET	DEL-D (DYN-M)	N*N (CPH)
0.	0.	4.77	28.57	4.77	22.61	0.0	0.0
10.	10.	4.72	28.66	4.71	22.68	0.052	7.01
20.	20.	4.39	29.35	4.39	23.26	0.102	20.36
30.	30.	4.29	31.36	4.29	24.86	0.140	20.24
40.	40.	4.51	32.72	4.50	25.92	0.166	14.69
50.	50.	4.66	33.26	4.66	26.33	0.185	13.77
75.	74.	5.57	34.50	5.56	27.21	0.214	4.51
100.	99.	5.60	34.59	5.59	27.28	0.234	2.75
125.	124.	6.21	34.79	6.20	27.36	0.253	4.12
150.	149.	6.77	35.03	6.76	27.48	0.270	2.75
170.	168.	6.70	35.06	6.68	27.51	0.282	0.0

STAT: 321 POS: 58 17.0 N 5 45.0 E DATE: 17.4.83 TIME: 11.45

P (DBAR)	Z (M)	T (DEG C)	S (PPT)	THETA (DEG C)	SIGTET	DEL-D (DYN-M)	N*N (CPH)
0.	0.	4.85	28.62	4.85	22.63	0.0	0.0
10.	10.	4.75	28.74	4.75	22.74	0.052	16.96
20.	20.	4.19	30.31	4.19	24.04	0.096	17.24
30.	30.	4.24	31.29	4.24	24.82	0.131	18.57
40.	40.	4.80	33.24	4.79	26.30	0.155	17.83
50.	50.	5.00	33.79	5.00	26.71	0.170	9.61
75.	74.	5.04	34.26	5.04	27.08	0.197	5.50
100.	99.	5.71	34.63	5.71	27.30	0.219	2.26
125.	124.	6.26	34.84	6.25	27.39	0.237	3.17
150.	149.	6.69	34.98	6.67	27.45	0.254	2.34
200.	198.	6.88	35.08	6.86	27.50	0.285	1.82
250.	248.	6.69	35.11	6.67	27.55	0.315	1.94
300.	297.	6.49	35.16	6.46	27.62	0.342	1.72
340.	337.	6.49	35.18	6.46	27.63	0.362	0.0

STAT: 322 POS: 58 12.8 N 5 40.2 E DATE: 17.4.83 TIME: 12.57

P (DBAR)	Z (M)	T (DFG C)	S (PPT)	THETA (DEG C)	SIGTET	DEL-D (DYN-M)	NAN (CPH)
0.	0.	5.12	29.45	5.12	23.27	0.0	0.0
10.	10.	4.97	29.58	4.97	23.38	0.046	15.64
20.	20.	4.33	31.26	4.33	24.78	0.085	22.79
30.	30.	4.93	33.13	4.92	26.20	0.110	18.73
40.	40.	4.97	33.76	4.97	26.70	0.125	7.53
50.	50.	5.12	34.08	5.12	26.93	0.137	8.68
75.	74.	5.41	34.53	5.40	27.26	0.161	5.67
100.	99.	6.19	34.78	6.18	27.35	0.181	3.04
125.	124.	6.55	34.91	6.54	27.41	0.198	1.98
150.	149.	6.74	34.99	6.72	27.45	0.215	2.52
200.	198.	6.97	35.09	6.95	27.49	0.246	1.72
250.	248.	6.70	35.12	6.68	27.56	0.276	2.20
300.	297.	6.51	35.18	6.48	27.63	0.302	*****
315.	312.	6.52	35.18	6.49	27.63	0.310	0.0

STAT: 323 POS: 58 08.6 N 5 35.8 E DATE: 17.4.83 TIME: 14.27

P (DBAR)	Z (M)	T (DFG C)	S (PPT)	THETA (DEG C)	SIGTET	DEL-D (DYN-M)	NAN (CPH)
0.	0.	5.49	30.84	5.49	24.33	0.0	0.0
10.	10.	5.22	31.07	5.22	24.53	0.035	17.32
20.	20.	4.75	32.79	4.75	25.95	0.062	18.49
30.	30.	4.50	33.45	4.59	26.49	0.080	9.90
40.	40.	4.78	33.88	4.77	26.81	0.093	8.77
50.	50.	5.03	34.19	5.03	27.03	0.105	8.68
75.	74.	6.09	34.76	6.08	27.35	0.125	3.30
100.	99.	6.27	34.86	6.26	27.41	0.143	1.71
125.	124.	6.63	34.99	6.62	27.46	0.159	2.06
150.	149.	6.65	35.05	6.84	27.48	0.175	1.66
200.	198.	6.93	35.11	6.92	27.52	0.205	1.68
250.	248.	6.50	35.13	6.56	27.58	0.233	2.02
300.	297.	6.51	35.18	6.49	27.63	0.250	0.0
300.	297.	6.51	35.18	6.49	27.63	0.250	0.0

STAT: 324 POS: 58 04.3 N 5 31.0 E DATE: 17.4.83 TIME: 15.25

P (DBAR)	Z (M)	T (DEG C)	S (PPT)	THETA (DEG C)	SIGTET	DEL-D (DYN-M)	NAN (CPH)
0.	0.	6.31	30.37	6.31	23.86	0.0	0.0
10.	10.	5.32	31.74	5.32	25.05	0.038	28.56
20.	20.	5.02	33.89	5.02	26.79	0.056	12.47
30.	30.	5.37	34.21	5.37	27.01	0.067	7.50
40.	40.	6.17	34.70	6.17	27.29	0.077	9.01
50.	50.	6.26	34.83	6.26	27.38	0.084	3.35
75.	74.	6.69	34.98	6.68	27.44	0.100	2.12
100.	99.	6.87	35.05	6.86	27.47	0.116	1.51
125.	124.	6.95	35.08	6.94	27.49	0.131	1.76
150.	149.	6.89	35.10	6.88	27.52	0.146	1.86
200.	198.	6.40	35.12	6.38	27.60	0.174	2.37
250.	248.	6.47	35.17	6.44	27.63	0.198	*****
270.	268.	6.47	35.17	6.44	27.63	0.208	0.0

STAT: 325 POS: 57 59.6 N 5 26.0 E DATE: 17.4.83 TIME: 16.51

P (DBAR)	Z (M)	T (DEG C)	S (PPT)	THETA (DEG C)	SIGTET	DEL-D (DYN-M)	N*H (CPH)
0.	0.	5.76	30.45	5.76	23.99	0.0	0.0
10.	10.	5.54	32.84	5.54	25.90	0.034	30.85
20.	20.	5.87	34.42	5.87	27.11	0.047	6.89
30.	30.	5.99	34.60	5.98	27.24	0.056	6.35
40.	40.	6.27	34.79	6.27	27.35	0.064	4.51
50.	50.	6.63	34.90	6.62	27.39	0.071	2.72
75.	74.	6.61	35.01	6.60	27.48	0.087	3.85
100.	99.	6.74	35.10	6.73	27.54	0.102	2.36
125.	124.	6.58	35.14	6.57	27.59	0.115	2.37
150.	149.	6.51	35.16	6.49	27.62	0.127	1.68
200.	198.	6.51	35.20	6.50	27.64	0.151	*****
210.	208.	6.52	35.20	6.50	27.64	0.156	0.0

STAT: 326 POS: 57 55.6 N 5 20.5 E DATE: 17.4.83 TIME: 17.48

P (DBAR)	Z (M)	T (DEG C)	S (PPT)	THETA (DEG C)	SIGTET	DEL-D (DYN-M)	N*H (CPH)
0.	0.	5.99	31.92	5.99	25.12	0.0	0.0
10.	10.	5.65	33.58	5.65	26.47	0.024	22.81
20.	20.	5.64	34.51	5.63	27.21	0.035	8.58
30.	30.	6.42	34.82	6.42	27.36	0.042	5.14
40.	40.	6.64	34.95	6.63	27.43	0.049	4.58
50.	50.	6.91	35.04	6.91	27.47	0.055	2.39
75.	74.	6.71	35.12	6.70	27.56	0.070	2.42
100.	99.	6.36	35.13	6.35	27.61	0.083	2.98
125.	124.	6.44	35.17	6.43	27.63	0.094	1.10
140.	139.	6.48	35.18	6.47	27.63	0.101	0.0

STAT: 327 POS: 57 51.2 N 5 16.3 E DATE: 17.4.83 TIME: 19.28

P (DBAR)	Z (M)	T (DEG C)	S (PPT)	THETA (DEG C)	SIGTET	DEL-D (DYN-M)	N*H (CPH)
0.	0.	6.55	33.55	6.55	26.33	0.0	0.0
10.	10.	6.54	33.84	6.54	26.56	0.016	16.98
20.	20.	6.51	34.94	6.51	27.44	0.026	9.02
30.	30.	6.46	35.10	6.45	27.57	0.031	5.62
40.	40.	6.40	35.16	6.40	27.62	0.036	1.96
50.	50.	6.40	35.15	6.39	27.62	0.041	1.32
75.	74.	6.49	35.18	6.49	27.63	0.052	0.74
100.	99.	6.51	35.18	6.50	27.63	0.064	0.0
100.	99.	6.51	35.18	6.50	27.63	0.064	0.0

STAT: 328 POS: 57 47.0 N 5 11.0 E DATE: 17.4.83 TIME: 20.22

P (DBAR)	Z (M)	T (DEG C)	S (PPT)	THETA (DEG C)	SIGTET	DEL-D (DYN-M)	N*P (CPH)
0.	0.	6.60	33.00	6.60	25.00	0.0	0.0
10.	10.	6.67	33.79	6.67	26.51	0.019	21.82
20.	20.	6.56	34.98	6.56	27.46	0.028	4.51
30.	30.	6.56	35.07	6.55	27.53	0.034	4.84
40.	40.	6.50	35.13	6.50	27.59	0.039	4.04
50.	50.	6.41	35.15	6.40	27.62	0.044	0.92
75.	74.	6.42	35.16	6.42	27.62	0.055	0.00
100.	99.	6.43	35.16	6.42	27.62	0.067	0.48
105.	104.	6.43	35.16	6.42	27.62	0.070	0.0

STAT: 329 POS: 57 42.0 N 5 06.3 E DATE: 17.4.83 TIME: 22.40

P (DBAR)	Z (M)	T (DEG C)	S (PPT)	THETA (DEG C)	SIGTET	DEL-D (DYN-M)	N*P (CPH)
0.	0.	6.78	34.27	6.78	26.87	0.0	0.0
10.	10.	6.84	34.41	6.84	26.98	0.011	9.31
20.	20.	6.61	34.91	6.61	27.40	0.020	9.48
30.	30.	6.48	35.00	6.48	27.49	0.027	4.33
40.	40.	6.43	35.02	6.43	27.51	0.032	2.00
50.	50.	6.41	35.04	6.40	27.53	0.038	3.95
75.	74.	6.37	35.14	6.37	27.61	0.050	1.42
90.	89.	6.37	35.14	6.36	27.61	0.058	0.0

STAT: 330 POS: 57 38.4 N 5 01.3 E DATE: 17.4.83 TIME: 23.53

P (DBAR)	Z (M)	T (DEG C)	S (PPT)	THETA (DEG C)	SIGTET	DEL-D (DYN-M)	N*P (CPH)
0.	0.	6.83	34.94	6.83	27.39	0.0	0.0
10.	10.	6.82	34.98	6.82	27.43	0.007	5.47
20.	20.	6.73	35.05	6.72	27.49	0.013	1.78
30.	30.	6.50	35.08	6.49	27.55	0.018	5.75
40.	40.	6.33	35.12	6.32	27.60	0.023	0.56
50.	50.	6.32	35.12	6.32	27.60	0.028	0.88
75.	74.	6.32	35.12	6.31	27.60	0.040	*****
80.	79.	6.32	35.12	6.32	27.60	0.043	0.0

Institut für Meereskunde
der Universität Hamburg
Heimhuder Str. 71
2000 Hamburg 13
F.R. Germany

Technical Reports

- 1-84 Baudner, H., K. Jancke and D. Quadfasel: CTD-data obtained in the Red Sea during 21-30 May 1983, RV SAGAR KANYA
- 1-85 Meincke, J. and E. Mittelstaedt: Forschungsschiff METEOR, Reise Nr. 69 NORDOSTATLANTIK 84, NOAMP III. Berichte der wissenschaftlichen Leiter
- 2-85 Verch, N. and D. Quadfasel: Hydrographic observations in the Norwegian Trench during 23 March - 17 April 1983, VALDIVIA cruise 10