



1-Introduction

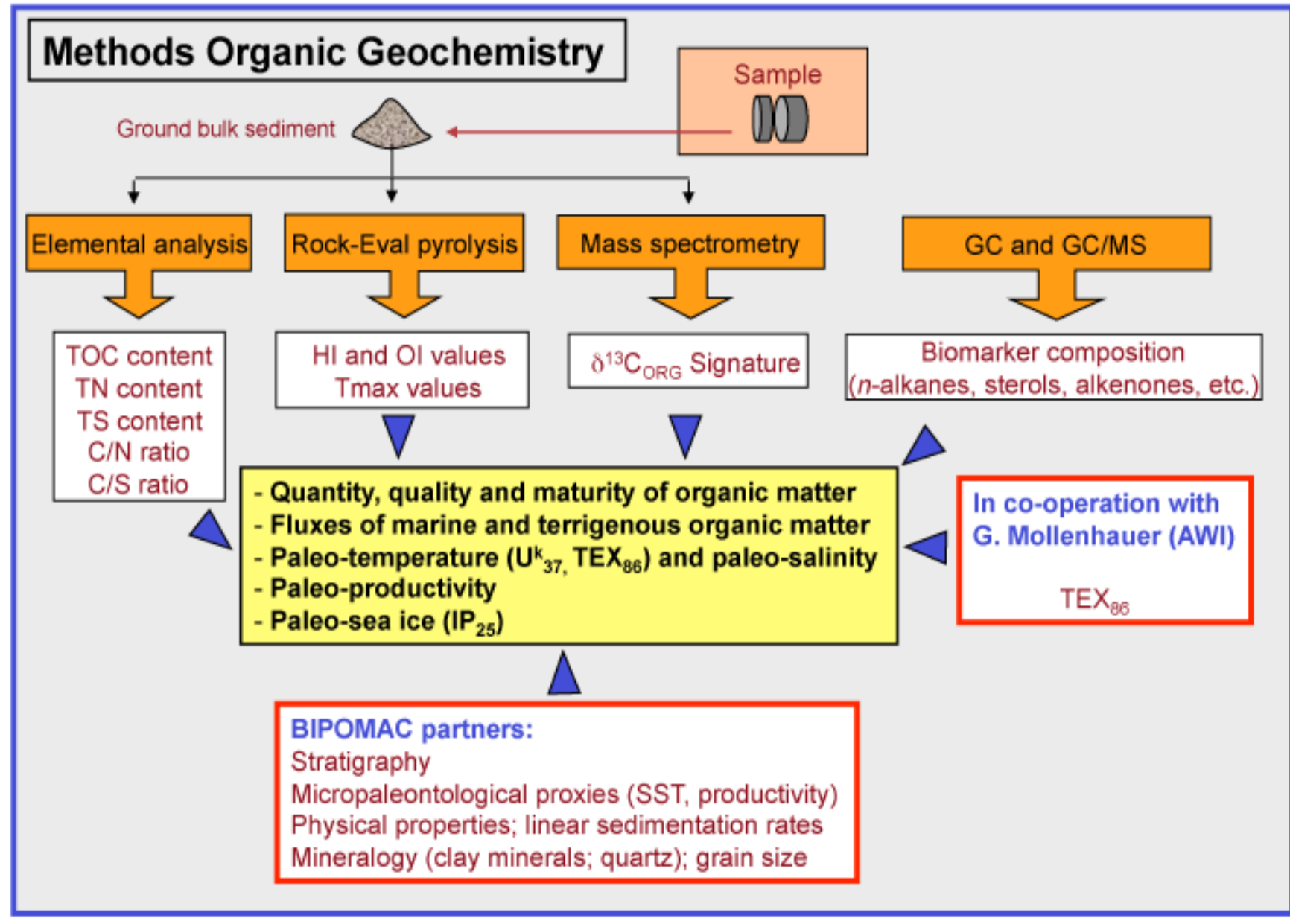
The objective of the project is a high-resolution reconstruction of the variability in surface water characteristics and terrigenous input in the North Pacific and Bering sea using organic geochemical proxies.

Primary targets of the study are:

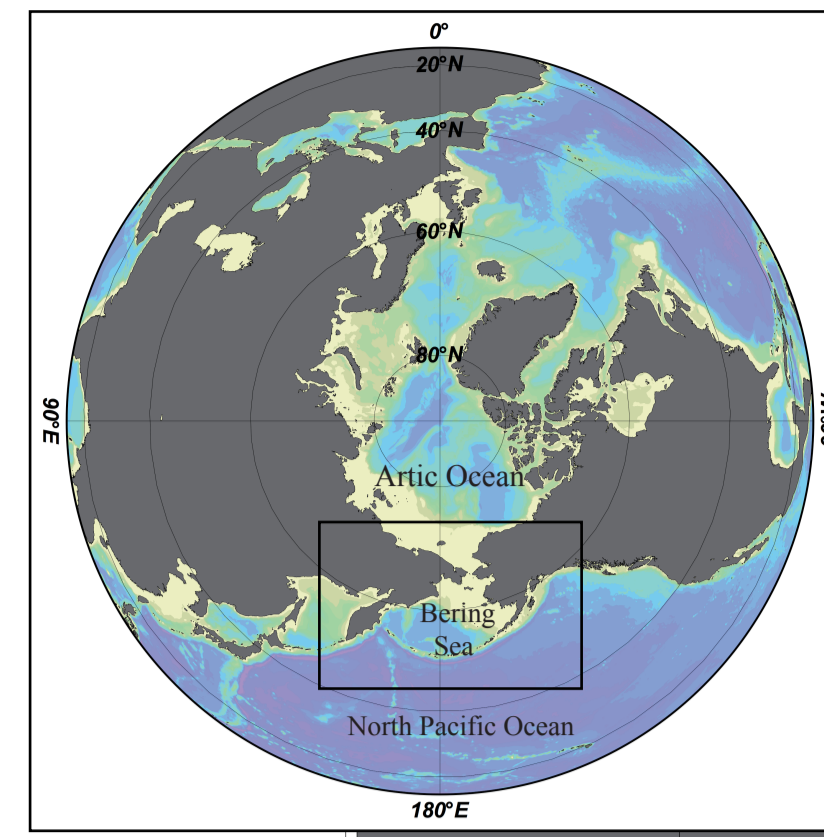
- Reconstruction of the sea surface temperature (SST) based on alkenones (UK³⁷)
- Reconstruction of sea-ice cover based on highly-branched isoprenoids (HBIs, IP₂₅)
- Reconstruction of marine productivity using specific biomarkers (*n*-alkane, sterols)
- Reconstruction of organic-carbon (OC) sources, input of terrigenous OC using *n*-alkanes and sterols

The same geochemical proxies have been measured in three kastenlots (highlighted in Figure1) in order to understand the climatic changes over the last 50 ka.

2-Methodology



3-Surface sediment data



The core material study within this project was collected during RV Sonne Cruise202 (INOPEX) (5th of July to the 28th of August 2009; Gersonde et al., 2010) in the (sub-) polar North Pacific and Bering Sea.

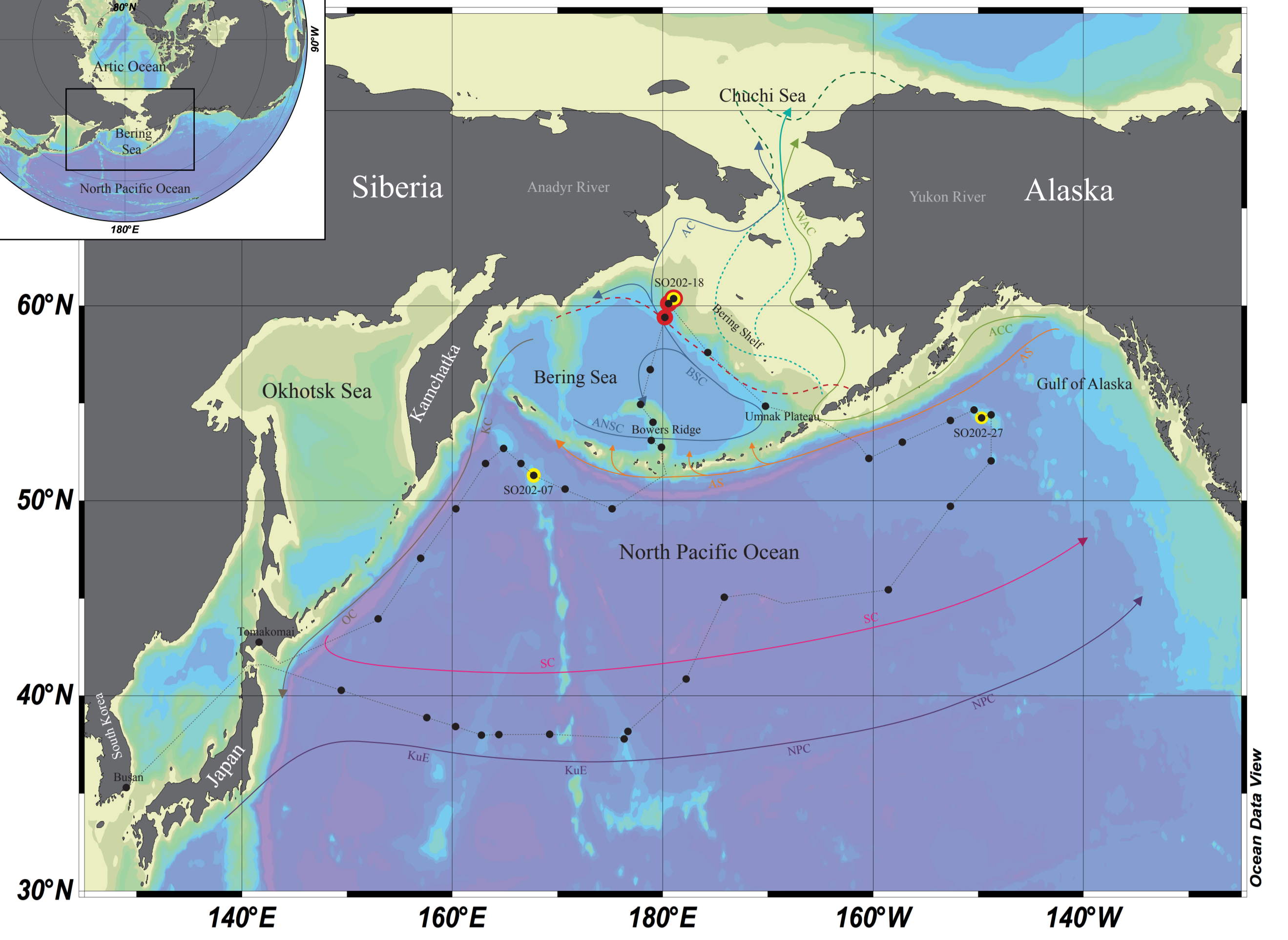


Fig.1: Locations of sampling sites from the cruise RV Sonne cruise SO202 in the North Pacific and Bering Sea. Summertime current and water mass features, typical spring and fall ice extent bounds (Danielson et al. 2011). Sea ice proxies IP₂₅ in surface sediment are highlighted in red.

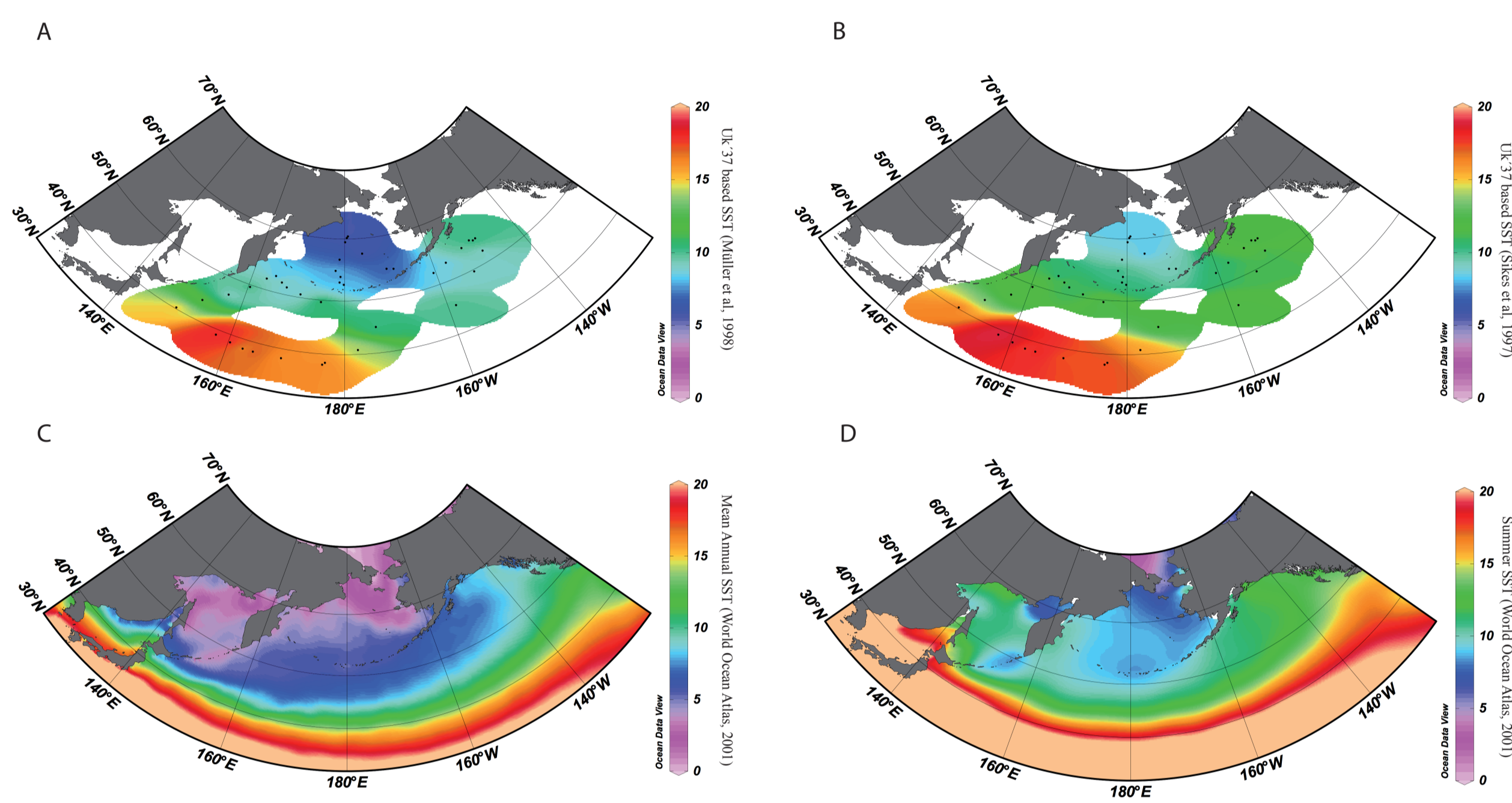


Fig.2: Uk³⁷ based SST (Müller et al., 1998) (A), Uk³⁷ based SST (Sikes et al., 1997) (B) in surface sediments from the North Pacific and the Bering Sea. Annual SST (C) and Summer SST (D) from Ocean Atlas 2001.

-IP₂₅-

In order to reconstruct the sea-ice cover, the newly developed so-called „IP₂₅ Index“ was used (Belt et al., 2007; Müller et al., 2009). We found this specific biomarker only in the 3 northern most surface sediment samples of the INOPEX cruise, which highlight the presence of sea ice in this area. The absence of the IP₂₅ in the rest of the sediments samples may reflect the modern dominantly open water condition through the year.

-Sea Surface Temperature-

In order to define the best calibration for this region, Uk³⁷ was converted to temperature according to two different equations. First the alkenone based Calibration, Uk³⁷ = 0.033T + 0.044, obtain by Müller et al. (1998) on surface sediment from the global ocean (60°N-60°S), and suitable for temperatures range between 0 and 27 °C. The second calibration, Uk³⁷ = 0.038T - 0.082, was proposed by Sikes et al. (1997) and obtain with alkenone in core top sediment from Southern Ocean. By comparing the alkenone-based SST and the measured temperature (extracted from the World Ocean Atlas 2001), we observe that the estimated Uk³⁷-SST show the same latitudinal distribution pattern than the Annual-Mean SST but is a few degrees higher (about 4°C). However, the alkenone-based SST match well with the Summer Mean temperatures, suggesting that the based-alkenone SST mainly reflects surface water temperature in summer.

4- Data from sediment cores: Late Quaternary variability

• Kastenlot SO202-18-6

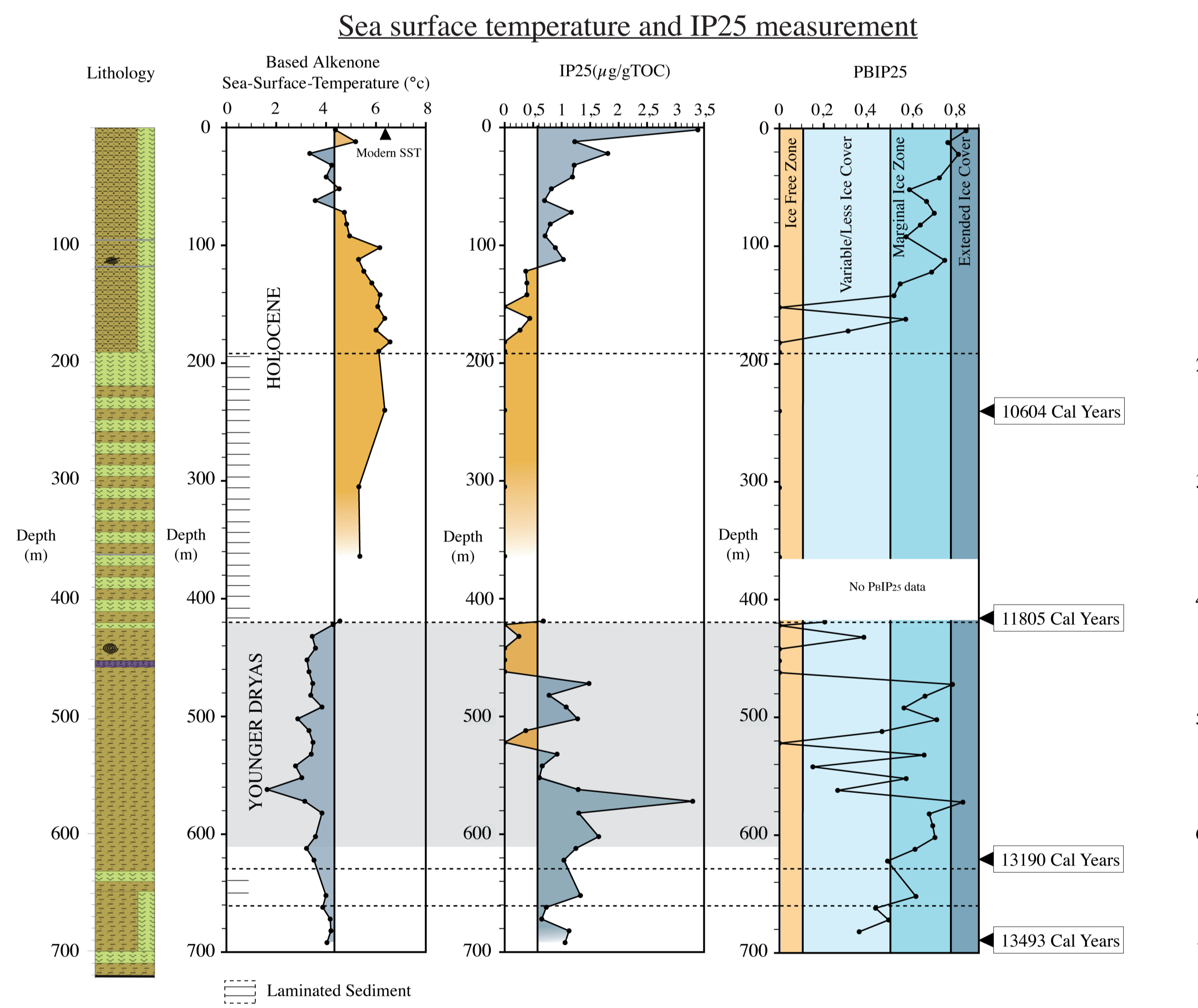


Fig.3: SST, IP₂₅ concentration of kastenlot SO202-18-6 from Bering Sea

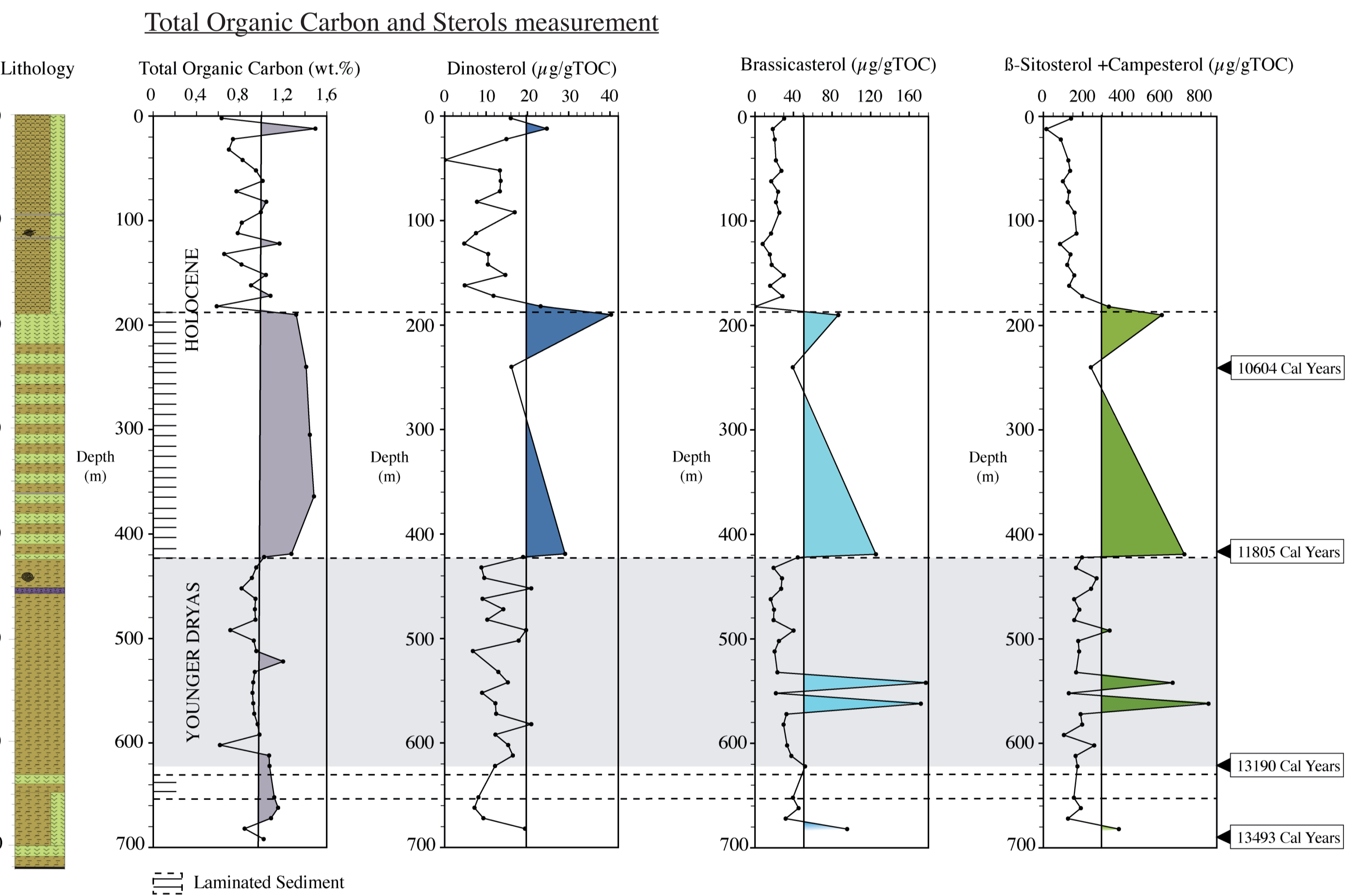
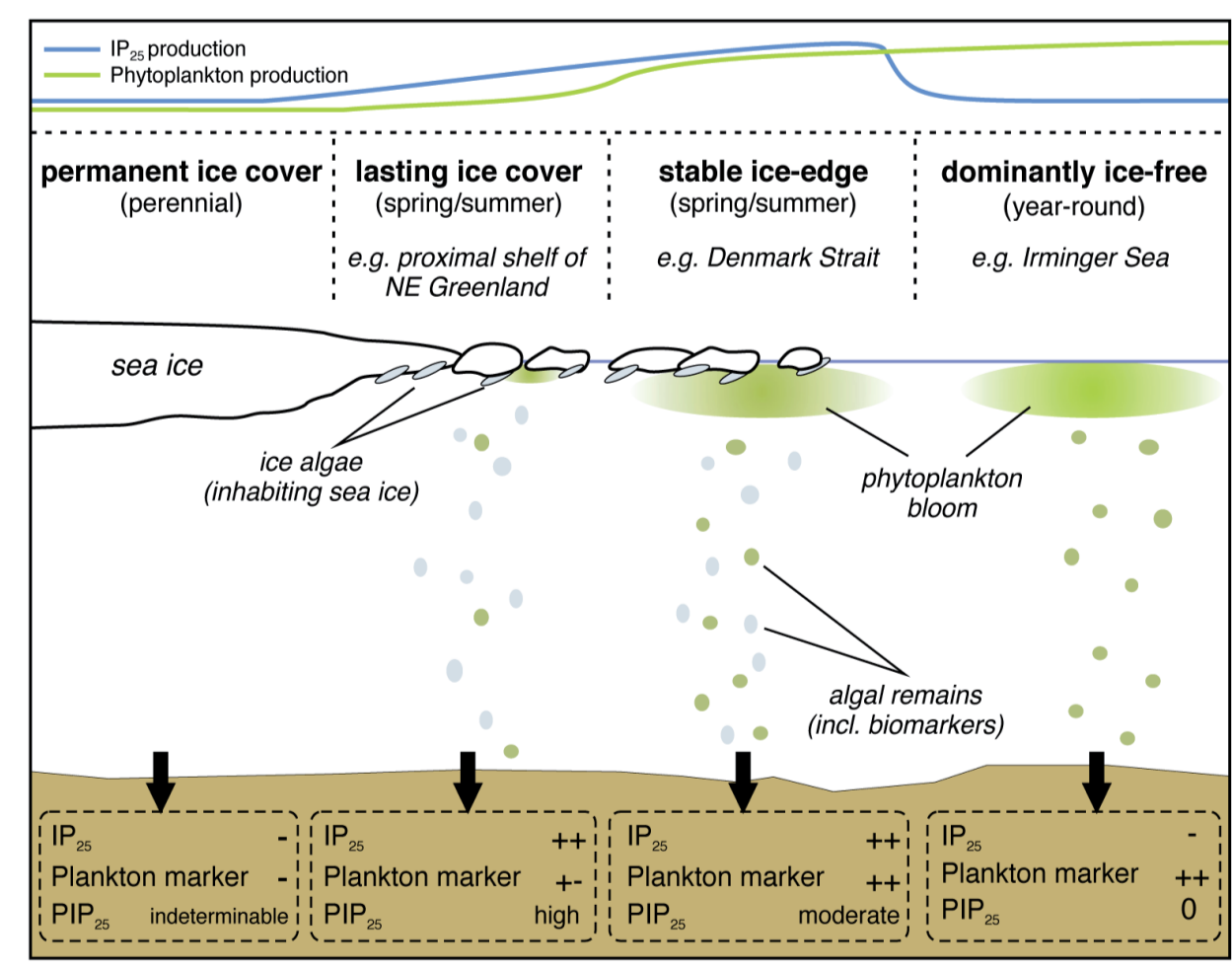


Fig.4: TOC contents and Sterols concentration of kastenlot SO202-18-6 from Bering Sea.



Phytoplankton IP₂₅ index (PIP₂₅)

PIP₂₅ correspond to the coupling between IP₂₅ and phytoplankton biomarkers (Brassicasterol in this study) and proves a valuable approach to reconstruct spring sea ice (Müller et al., 2011).

$$PIP_{25} = \frac{IP_{25}}{IP_{25} + (\text{phytoplankton marker} \cdot c)}$$

with c = mean IP₂₅ concentration / mean phytoplankton biomarker concentration.

Coincident with the low SST observed during the Younger Dryas, the concentration of IP₂₅ is high, which may suggest an extension of spring sea ice coverage in Bering Sea during this period. Between the early and mid-Holocene, the sediment is strongly laminated. The alkenone-based SST shows an increase in temperature, and the absence of IP₂₅ may be interpreted as open-water conditions. However, only 4 samples from this interval have been studied so far, i.e., further data are needed before a more detailed interpretation is possible. From the mid-Holocene to the late Holocene, we observe an increase of IP₂₅ as well as the PIP₂₅ index, which may suggest an advance of the sea ice margin in Bering Sea.

TOC content in this core varies between 0,33 wt % and 1,085 wt%. Highest TOC values are found in the laminated sediment and refer to an increase of input and/or preservation of the organic carbon. Preliminary age model from Kuehn, Gersonde et al., 2011, unpublished)

• SST, IP₂₅ and PBIP₂₅ in cores SO202-07-6 and SO202-27-6

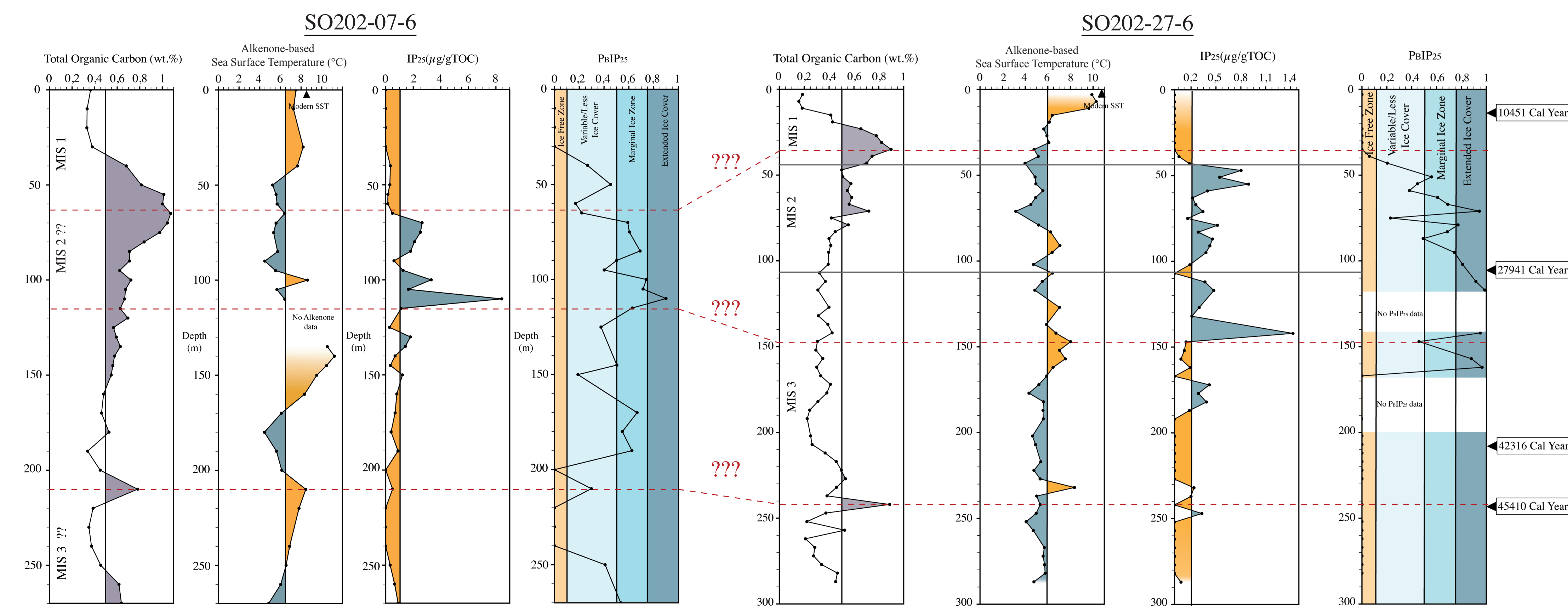


Fig.6: SST, IP₂₅ concentration and PBIP₂₅ indices from kastenlot SO202-07-6 from North West Pacific and from kastenlot SO202-27-6 from North-East Pacific

TOC, SST, IP₂₅ and PBIP₂₅ have been measured in the kastenlot SO202-07-6 (from the North-West Pacific) and the kastenlot SO202-27-6 (from North-East Pacific). Based on these preliminary results, a correlation of the cores seems possible. Furthermore, increased IP₂₅ and PBIP₂₅ values suggest increased sea-ice cover and reduced SSTs during MIS 2 (?) (Preliminary age model from Abelmann, Maier et al., 2011, unpublished)

- References:
- Cruise Report, 57, Gersonde R. et al., 2010. Sonne Cruise SO202-INOPEX
 - Belt, S.T et al., 2007. Organic Geochemistry
 - Danielson S. et al., 2011. Journal of geophysical research
 - Müller P.J et al., 1998. Geochimica et Cosmochimica Acta
 - Müller, J. et al., 2009. Nature Geosciences
 - Müller, J. et al., 2011. Earth and Planetary Science Letters
 - Sikes E.L. et al., 1997. Geochimica et Cosmochimica Acta